



Engineers India Limited



Investor Presentation Annual Results : FY 24-25



Delivering Excellence Through People

Contents



Page

1 Overview of Engineers India Limited

3

2 Track Record and Credentials

13

3 Financials and Order Book Overview

21

4 Major Order secured in FY 2023-24

34

5 Orders in hand

40

6 Outlook

45



1

Overview

Company Overview

- ❖ Global Engineering Consultancy Project Management & Total solutions Company
- ❖ A NAVRATNA CPSE under the aegis of Ministry of Petroleum and Natural Gas
- ❖ Over 8000 assignments including 700 Major assignments
- ❖ Significant track record across entire Oil & Gas value chain with experience of landmark projects
- ❖ In-house and collaborative R&D Technologies (more than 40 process technologies)
- ❖ International presence : Middle East, Africa, South Asia & Central Asia, East Asia (Mongolia), South America (Guyana)
- ❖ Diversification: Infrastructure, Strategic crude oil storage, Fertilizer, Ports, LNG, Water & Waste Water Management, Coal Gasification, Ferrous & Non-Ferrous, Renewables and Clean Energy
- ❖ Sunrise Sectors: Biofuels, Green Hydrogen & Ammonia, Energy Transition
- ❖ Large Resource Pool of around 2700 employees
- ❖ EIL has been certified to ISO 9001, 14001 and 45001



Marquee Projects



**Dangote Refinery
& Petrochemical**



**HRRL Integrated
Refinery Complex**



**GGSR Refinery
& Cracker**



**Strategic Storage –
Visakhapatnam, Padur,
Mangalore**

Board of Directors *(as on 29.05.2025)*

C&MD

- Smt. Vartika Shukla

Functional Directors

- Shri Sanjay Jindal, Director (Finance)
- Shri Atul Gupta, Director (Commercial)
- Shri Rajiv Agarwal, Director (Technical)
- Shri Subhas Balakumar, Director (Projects)
- Shri Rupesh Kumar Singh, Director (HR)

Chief Vigilance Officer

- Shri Rajnesh Singh

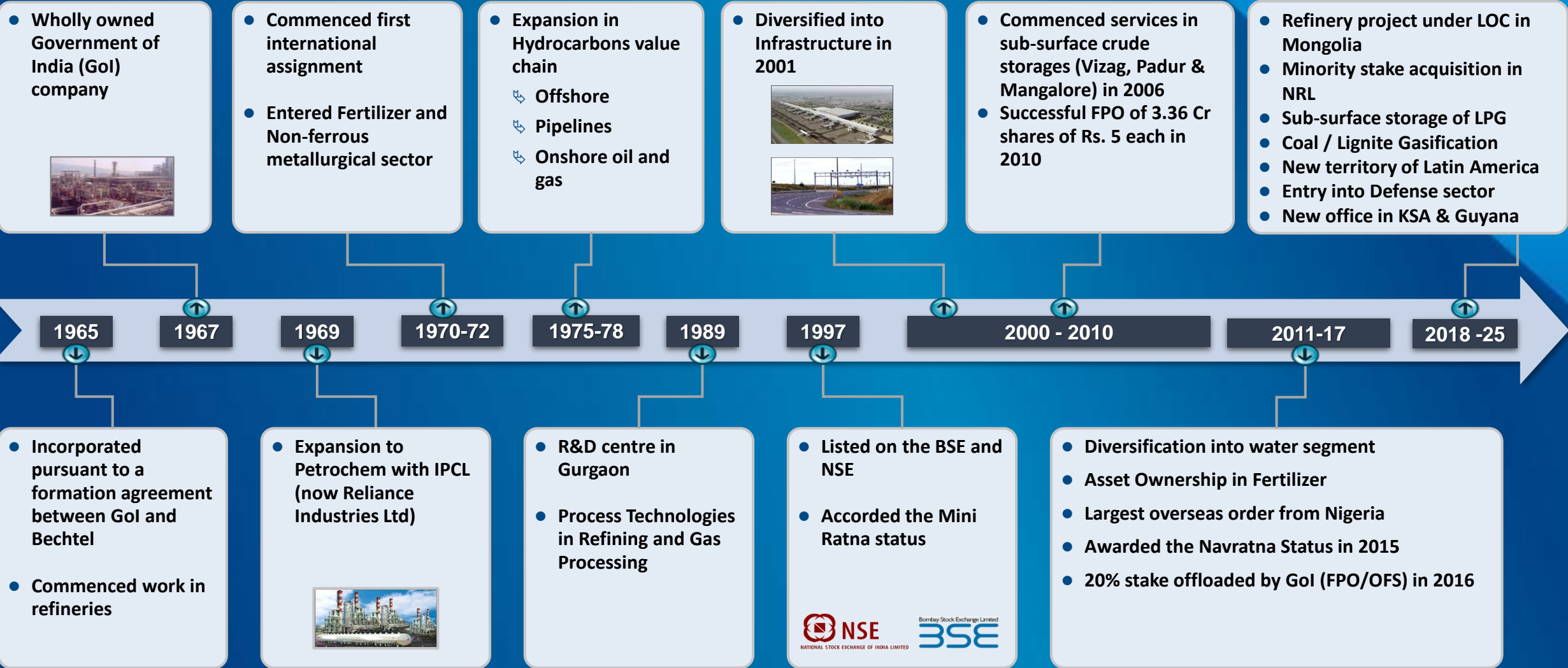
Director (Govt. Nominee)

- Shri Arun Kumar

Non-official Independent Directors

- Shri Deepak Mhaskey
- Ms Karuna Gopal
- Shri Mahesh Goyal
- Shri Shambhu Nath Keshri

Key Milestones – 60 years of Service to the Nation



Lines of Business

VISION: “To be a Global Leader offering Total Energy Solutions for a Sustainable Future”

Petroleum Refining



Petrochemicals



Pipelines



Oil & Gas
(Offshore & Onshore)



Fertilizers



Storages &
Terminals



Infrastructure



Mining &
Metallurgy



Water and
Waste Water
Management



Coal
Gasification



Bio Fuels



Clean & Green
Technologies
(Green Hydrogen)

Delivering Excellence Through People

Service Offering : From Concept to Commissioning



Technology Licensing

- Conceptualization of Process
- Process Modelling & simulation
- Bench / Pilot Studies
- Technology Development & Licensing
- Scaling up (Own / Collaborative)



Process Design

- Configuration study
- Pre-feasibility studies
- Technology and licensor selection
- Conceptual design & feasibility
- Process design package



Project Management

- Integrated Project Management services
- Project Control – Planning & Scheduling, Monitoring
- Cost estimate and Control
- Project Risk Assessment & Mitigation



Engineering

- FEED
- Residual engineering
- Detailed engineering
- Engineering for procurement
- Engineering for construction

Service Offering : From Concept to Commissioning



Supply Chain Management

- Supplier and contractor management
- Procurement Assistance
- Inspection and Expediting
- Vendor development



Construction Management

- Construction Supervision
- Materials /Warehouse management
- Quality Assurance and HSE Management
- Progress Scheduling and Monitoring
- Mechanical Completion
- Site closure



Commissioning

- Pre-commissioning and Commissioning Assistance



Specialized Services

- Environment and Water Study
- Heat and Mass Transfer
- Health and Safety, HAZOP, SIL studies, RRA, Safety audit
- Specialist Materials and Maintenance
- Finite Element Analysis, Critical Stress analysis



Certification (through CEIL)

- EIL subsidiary – Certification Engineers International Limited (CEIL)
- Certification and Re-certification services
- Third party inspection

Service Offering & Business Models

Consultancy



Studies
(Concept/
configuration/
Feasibility)



FEED/PMC



EPCM



Owners
Engineers

Contracting



OBE



LSTK / EPC



Depository

Process Design & Technology Licensing



Refining
(CDU/VDU, DHDT,
LPGTU, SRU, TGTU, DCU,
ATF Hydrotreating)



Gas Processing
(C2/C3 Recovery,
sweetening)

Hardware Supply



Desalter



Contactors /
Structured Packing



Coalescer



Oxygen Mixing
Device

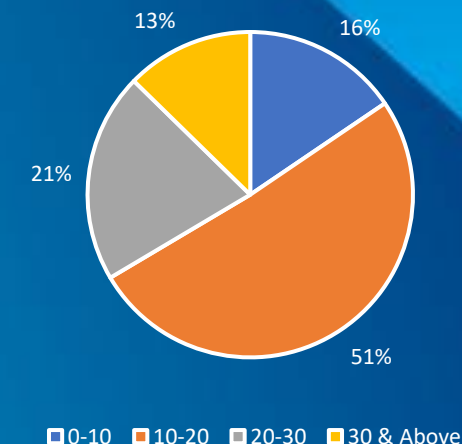


EIL Manpower Resources

Qualification	Count
Graduates in Engineering	1974
Post Graduates in Engineering	265
Doctorates in Engineering	9
Total Personnel with Engineering Qualification (Technical Manpower)	2248
Other Professionals (MBA/MCA/CA/ICWA/CS)	126

Role	Count
Project Management and Control	277
Engineering and Technology	1233
Construction	550
Commercial and Procurement	281
Company Mgmt, HR and Finance & Others	295
Total	2636

Personnel Experience



- 3.5 Million Man-hours are available annually in EIL offices.
- 1.3 Million Man-hours are available annually at construction sites.
- Average Attrition Rate is 2.09% per year (Past 3 FYs)
- Approx 11.99% are Female employees. Out of these 76.89% are Technical
- Average Age 41.06 years



2

Track Record and Credentials

Technology & R&D Capabilities

R&D Center at Gurugram

Licensors for 40 Process Technologies
(48 active Patents, 61 pending grant)

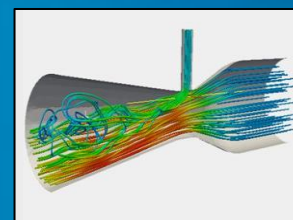
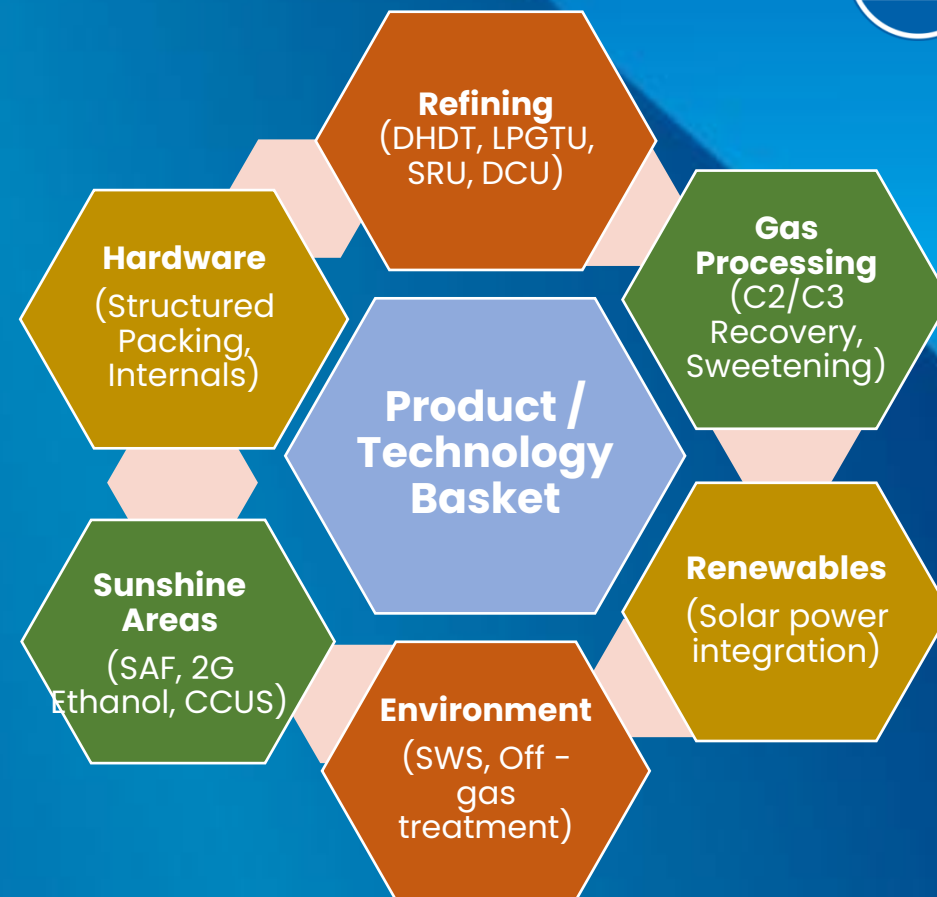
> 60% of process technologies in refineries indigenized

Technology collaboration with various R&D Centers & Institutions

Scale up, Basic Design, Engineering expertise leading to Commercialization successfully demonstrated

100% Engineering indigenization in high tech domain of oil & gas achieved

Forayed into Bio-refinery implementation and other Green Energy sectors through collaboration



Delivering Excellence Through People

Strong Track Record With Diverse Client Base

As of March 2025

91 Major Refinery Projects
including 10 Green-field Projects

45 Onshore Oil & Gas
Processing Projects

13 Major Petrochemical Projects

248 Offshore Projects including
Process Platforms

54 Pipeline Projects

12 Fertiliser Projects

15 Ports &
Terminals

42 Infrastructure
Projects

33 Mining & Metal
Projects

24 Turnkey Projects

Strategic Storages
3 Locations

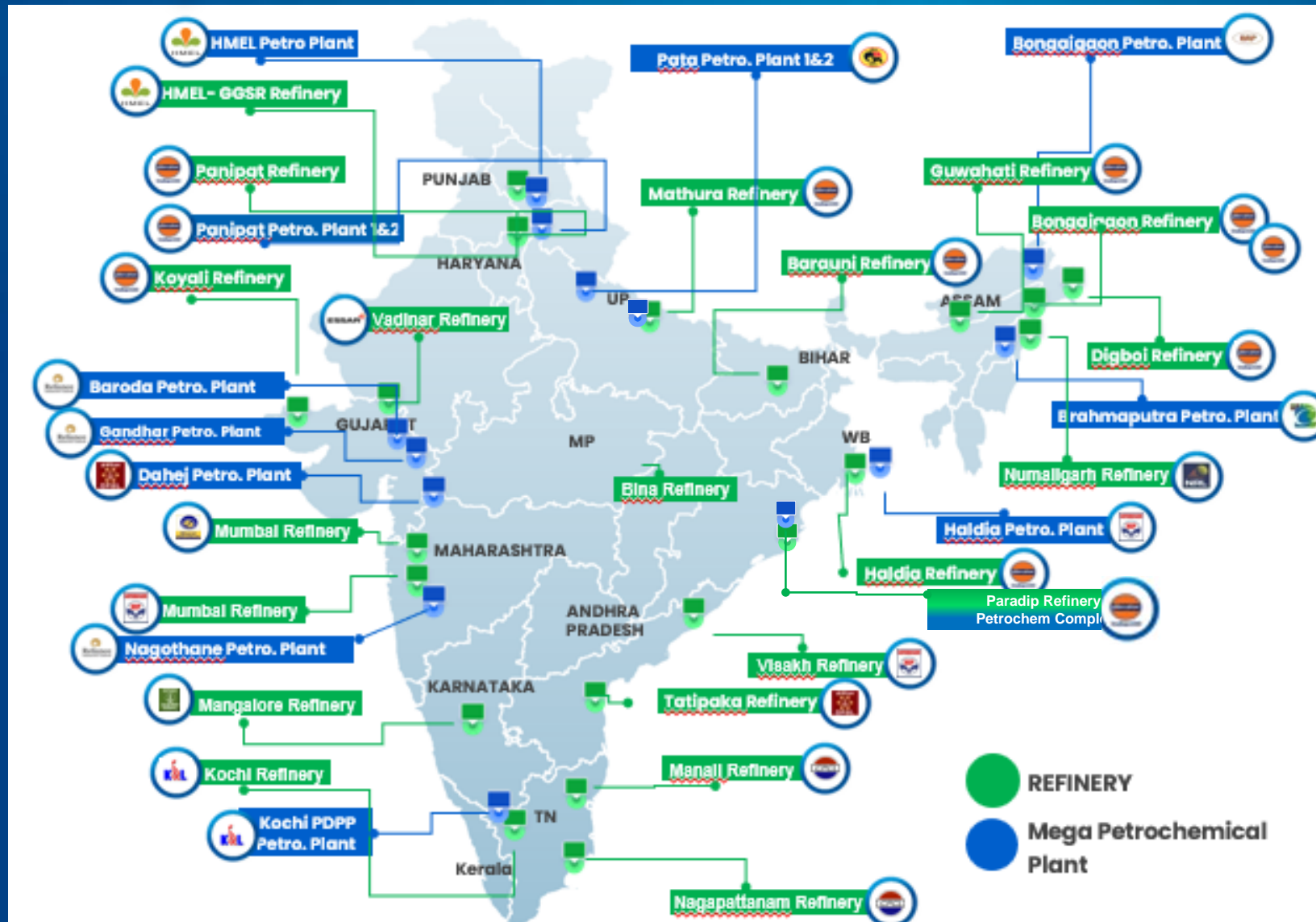
30+ Power / Captive
Power Projects

15+ Gasification
Assignments



Delivering Excellence Through People

Leadership Position in Refineries & Petrochemicals in India



Milestones

- ❖ 20 out of 23 Refineries in India have EIL Footprints
- ❖ Installed 11 out of the 12 mega petrochemical complexes in India.
- ❖ Built combined refining capacity of more than 165 MMTPA (3.3 million BPD) in India
- ❖ Engineered 10 grass-root refineries.
- ❖ Forayed into new areas such as Underground Caverns for storages
- ❖ Product upgradation leapfrogging to BSVI product quality for MS and Diesel pan India
- ❖ Integrated Refinery and Petrochemical Work in progress at Rajasthan, Bina, Paradip

International Presence

Branch / Representative Office

- Abu Dhabi, UAE

Inspection Office

- London, UK
- Milan, Italy
- Shanghai, China

Current Operational Site / Client Office

- Sainshand, Mongolia
- Lagos, Nigeria
- Guyana

Antarctica ,
Environmental
Studies

Integrated Natural Gas
Liquids (NGL) Plant and
300 MW CCGT Power Plant

KPRL
Refinery
Expansion
Study

STC, POL
Marketing
Terminal

IOC,
COT &
JETTY

Panca Amara
Utama Fertilizer
Plant

Sonatrach
Refinery
Rehabilitation
, ~330 & 70
kbpds
Refinery

DORC ,
650 kbpds
Grassroot
Refinery
cum
Petchem

PADAH
LNG

BPC, 68
kbpds
Grassroot
Refinery

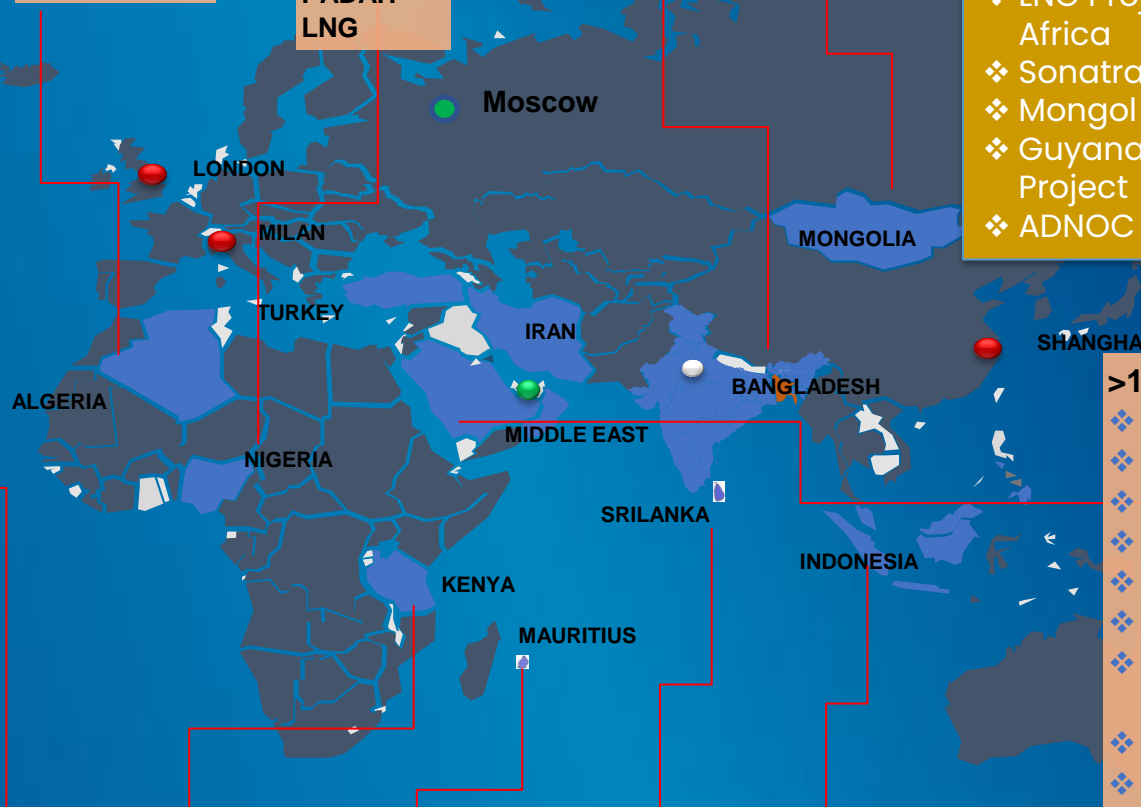
IBF
Pipeline

Mongol
Refinery,
34 kbpds
Grassroot
Refinery

Ongoing Overseas Projects:

- ❖ DORC, Nigeria
- ❖ Petchem Project – Undisclosed – Africa
- ❖ LNG Project – undisclosed – Africa
- ❖ Sonatrach, Algeria
- ❖ Mongol Refinery
- ❖ Guyana NGL and Power Project
- ❖ ADNOC Projects, UAE

- >150 Projects for
- ❖ ADNOC Group
 - ❖ ADOC(Japan)
 - ❖ Borouge
 - ❖ FERTIL
 - ❖ NPCC
 - ❖ ORPIC
 - ❖ BAPCO, BANAGAS
 - ❖ KNPC
 - ❖ KIPIC



Delivering Excellence Through People

International Presence

Branch Office

- Abu Dhabi

JV Office

- LLC-BEO (Bharat Energy Office)
(JV of 5 Oil PSUs: OIL, OVL, GAIL, IOCL & EIL)

Inspection Office

- London, UK
- Milan, Italy
- Shanghai, China

Site / Client Office

- Sainshand / Ulaanbaatar, Mongolia
- Lagos, Nigeria
- Guyana

Antarctica ,
Environmental
Studies

Integrated Natural Gas
Liquids (NGL) Plant and
300 MW CCGT Power
Plant

KPRL
Refinery
Expansion
Study

STC, POL
Marketing
Terminal

IOC,
COT
AND
JETTY

Panca Amara
Utama Fertilizer
Plant

Sonatrach
Refinery
Rehabilitation ,
~330 & 70
kbpds
Refinery

DORC , 650
kbpds
Grassroot
Refinery
cum
Petchem

PADAH
LNG

BPC, 68
kbpds
Grassroot
Refinery

IBF
Pipeline

Mongol
Refinery,
34 kbpds
Grassroot
Refinery

- Ongoing Overseas Projects:
- ✓ DORC, Nigeria
 - ✓ ODUM Energy, Nigeria
 - ✓ Padah LNG, Nigeria
 - ✓ Sonatrach, Algeria
 - ✓ Mongol Refinery, Mongolia
 - ✓ Guyana NGL and Power Project
 - ✓ ADNOC Projects, UAE

- >150 Projects for
- ADNOC Group
 - ADOC(Japan)
 - Borouge
 - FERTIL
 - NPCC
 - ORPIC
 - BAPCO,
 - BANAGAS
 - KNPC
 - KIPIC



Delivering Excellence Through People

International Clientele - Focus in Overseas Geographies

Regions	Key Countries	Clients
Middle East	UAE	<ul style="list-style-type: none"> ADNOC Group Companies (Formerly ADMA OPCO; GASCO; TAKREER ; ZADCO; ADGAS; Borouge; FERTIL; etc) NMDC; BUNDUQ
	Bahrain	<ul style="list-style-type: none"> BANAGAS (Bahrain National Gas) BAPCO (Bahrain Petroleum Co) ALBA
	Kuwait	<ul style="list-style-type: none"> KNPC KOC KAFCO Equate PIC (Petrochemical Ind Co)
	Oman	<ul style="list-style-type: none"> OQ SIUCI OOC
	Saudi Arabia	<ul style="list-style-type: none"> Saudi Aramco Saudi Basic Industries Corporation(SABIC)
	Turkey	<ul style="list-style-type: none"> Türkiye Petrolleri Anonim Ortaklığı (TPAO) BOTAŞ Petroleum Pipeline Corporation

Regions	Key Countries	Clients
South-East	Malaysia	<ul style="list-style-type: none"> Petronas
	Indonesia	<ul style="list-style-type: none"> PT Pertamina (Persero) PT Wijaya Karya (Persero) tbk - WIKA PT Panca Amara Utama - PAU
Asia	Bangladesh	<ul style="list-style-type: none"> BCIC (Bangladesh Chem Ind Corp) BPC (Bangladesh Petroleum Corp) Padma Oil Company Limited (POCL) Super Petrochemical (Pvt.) Ltd
	Mongolia	<ul style="list-style-type: none"> Ministry of Mining and Heavy Industry (Mongol Refinery State Owned LLC)
Africa	Algeria	<ul style="list-style-type: none"> SONATRACH Ourhoud Occidental
	Ghana	<ul style="list-style-type: none"> BOST (Bulk Oil Storage & Transportation Co Ltd)
	Kenya	<ul style="list-style-type: none"> KPRL (Kenya Petroleum Refineries Limited)
	Nigeria	<ul style="list-style-type: none"> Dangote ODUM Energy Indorama
South America	Mauritius	<ul style="list-style-type: none"> State Trading Corporation (STC)
	Guyana	<ul style="list-style-type: none"> Guyana Power and Gas Inc.

Recent Awards and Accolades

Governance Now 10th PSU IT Award in May 2025 for best use of emerging technologies and Data analytics and Business Intelligence

Women's Leadership Award in Engineering and Sustainable Technology at the 5th Edition of the IOGTC 2025 Upstream Conference in April 2025

16th CIDC Vishwakarma Achievement Award in April 2025 for

- Best Construction Project- BS-VI Auto Fuels Project, Chennai
- Construction Health, Safety & Environment- Restoration of Gas Terminal 1 Part A ONGC Hazira

Energy Excellence Award 2025 in March 2025 at the Oil Gas & Power World Expo 2025, organized by CHEMTECH Foundation for its outstanding achievement in R&D and Innovation

Governance Now 11th PSU Awards in Feb 2025 for

- The PSU Leadership Award- CMD/ MD
- Excellence in Innovation
- Innovation in Geo-Strategic Projects

Golden Peacock Risk Management Award in Nov 2024 for Company's ability to rapidly accelerate the pace of improving the Risk Assessment and Management System (RAM)

Golden Peacock Occupational Health and Safety Award in June 2024 for best practices for Occupational Health & Safety at the Corporate Level

Golden Peacock National Training Award in March 2024 for initiatives and commitment to development in the domain of training and staff development programs

Golden Peacock Award for Corporate Social Responsibility in January 2023 for successful CSR initiatives in promoting sustainable development



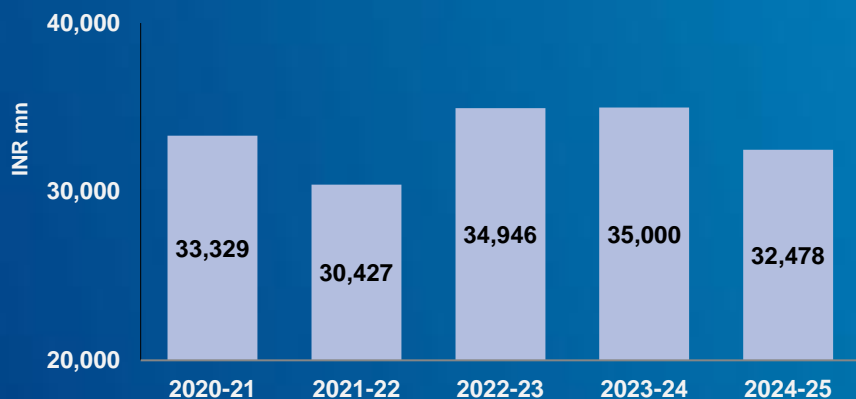


3

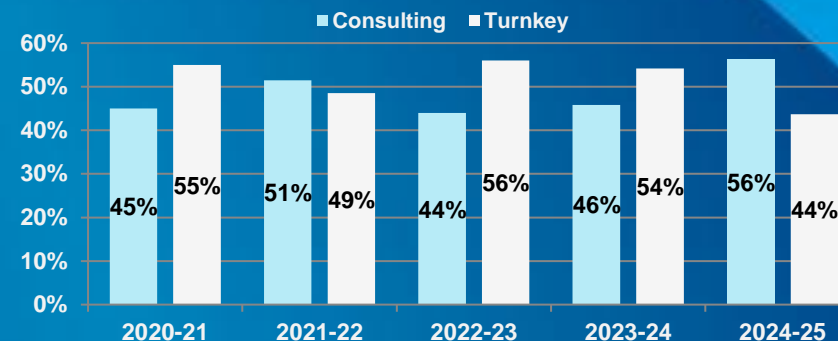
Financials and Order Book Overview

Financial and Operating Track Record - Consolidated

Total Income (INR mn)*

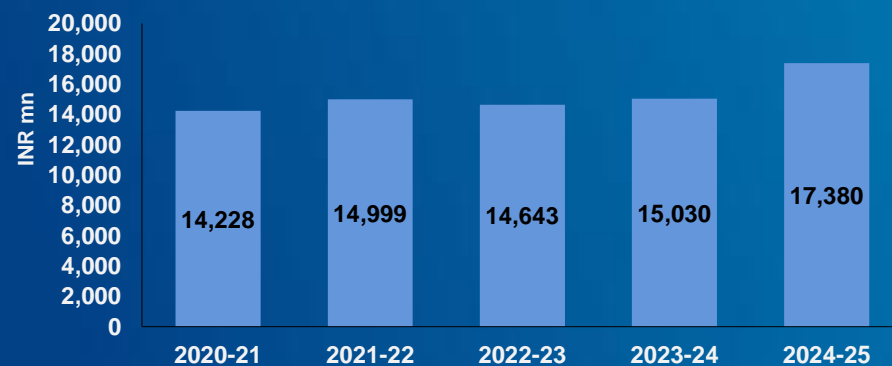


Revenue Segmentation*

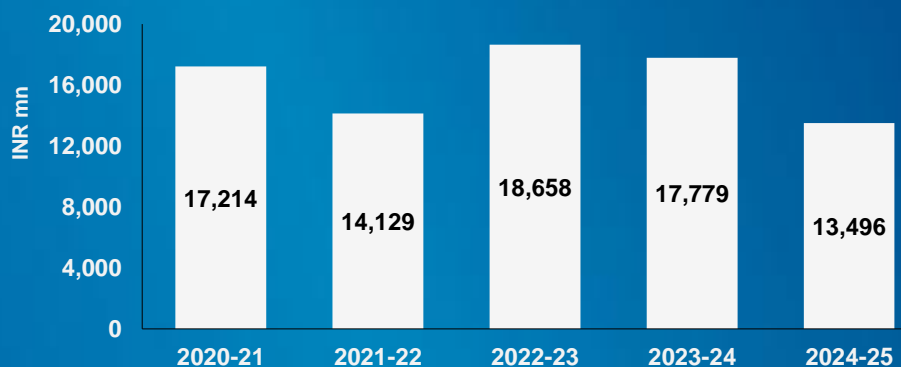


** Revenue does not include Other Income

Consultancy & Engineering Revenue (INR mn)*



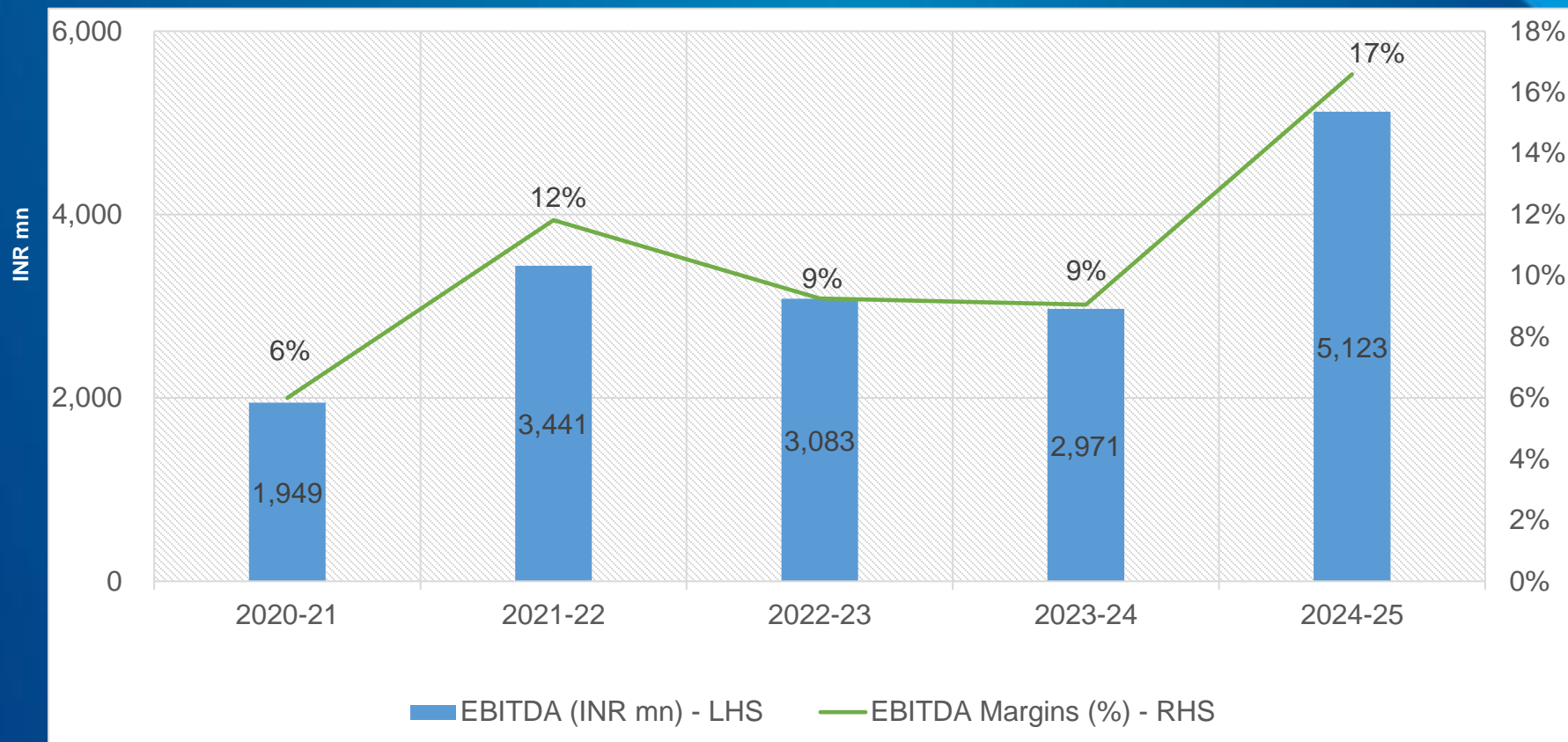
Turnkey Projects Revenue (INR mn)*



Note: All figures have been taken on a consolidated basis

Financial and Operating Track Record - Consolidated

EBITDA## Performance (INR mn)*



Note: All figures have been taken on a consolidated basis

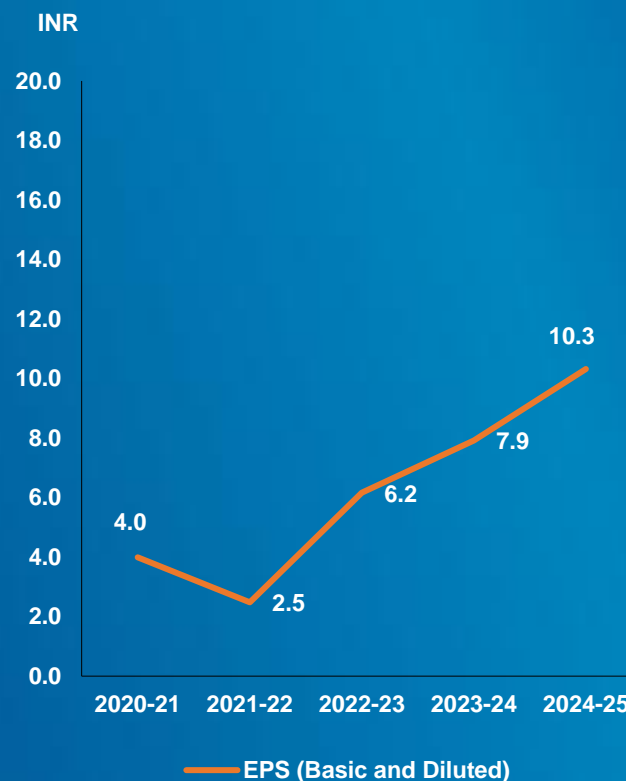
EBITDA: Earnings Before Interest, Tax, Depreciation and Amortization (does not include Other Income)

Financial and Operating Track Record - Consolidated

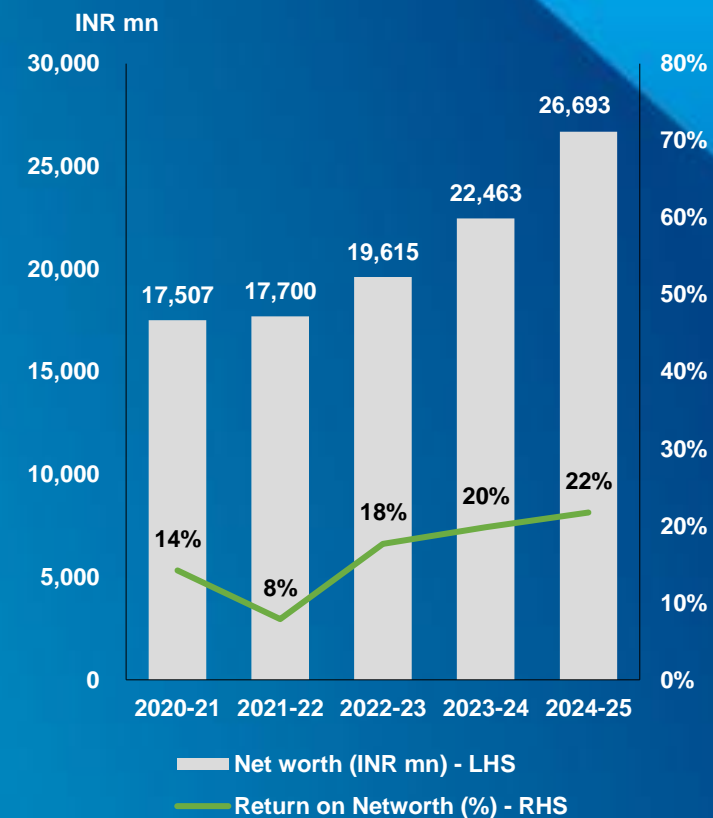
Profitability (INR mn)*



Earnings per Share – EPS (INR)*



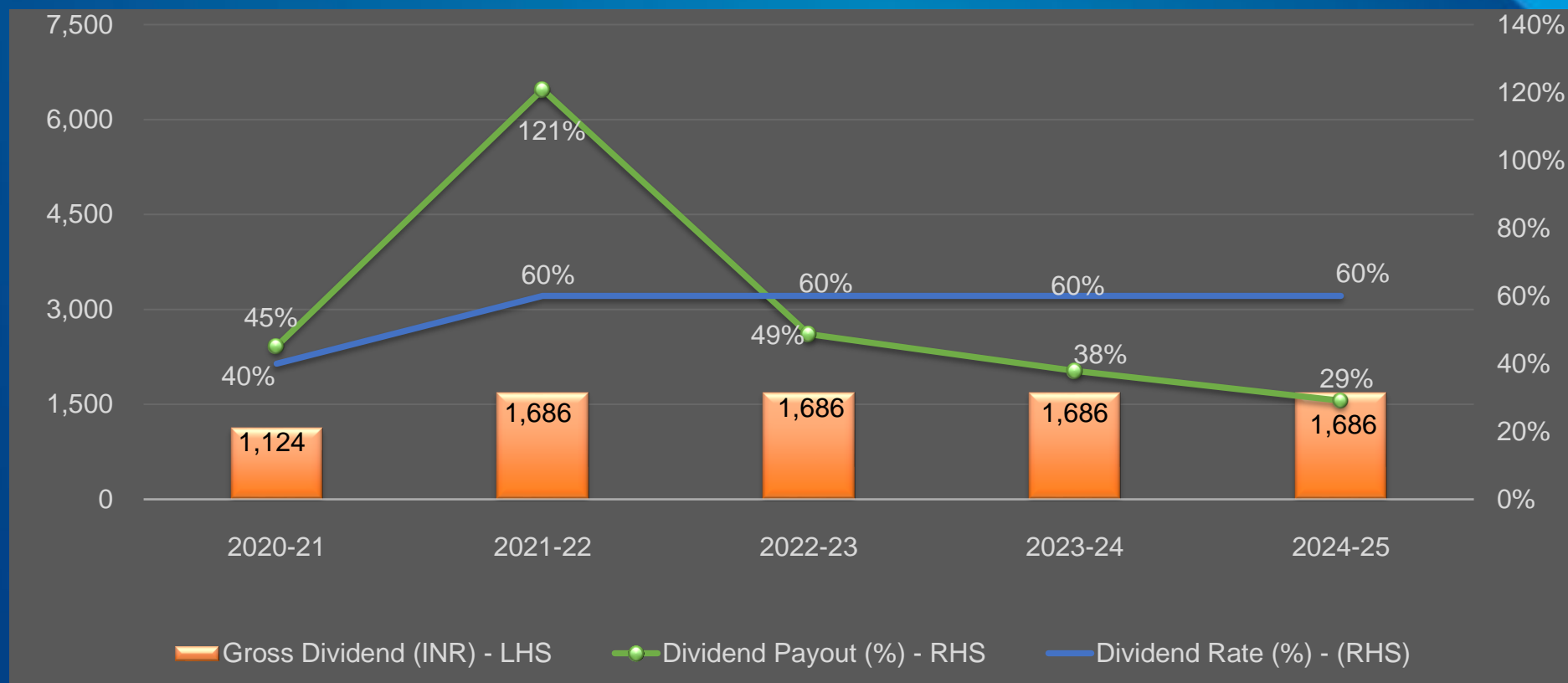
Return on Net Worth (%)*



Note: All figures have been taken on a consolidated basis

Financial and Operating Track Record - Consolidated

Dividend Distribution (INR mn)*



* **Note:** All figures have been taken on a consolidated basis
Dividend Payout calculated as a percentage of Profit After Tax (PAT)
Consistent Dividend Track Record

Annual Performance Summary – Standalone

Rs Mn

TURNOVER	2024-25	2023-24	2022-23	2021-22	2020-21
Consultancy	16,788	14,543	14,179	14,575	13,833
Turnkey	13,496	17,779	18,659	14,129	17,214
Consultancy + Turnkey	30,284	32,322	32,838	28,704	31,047
Other Income	1,696	2,246	1,691	1,367	1,949
Total Income	31,980	34,568	34,529	30,071	32,996

SEGMENT PROFITS	2024-25	2023-24	2022-23	2021-22	2020-21
Consultancy	5,096	3,253	3,830	4,085	3,799
Turnkey	1054	1,024	521	356	558
Consultancy %	30%	22%	27%	28%	27%
Turnkey %	8%	6%	3%	3%	3%

PAT	2024-25	2023-24	2022-23	2021-22	2020-21
PAT	4,652	3,570	3,422	3,444	2,595
PAT %	15%	11%	10%	12%	8%

Note: All figures are on standalone basis and rounded off to nearest digit

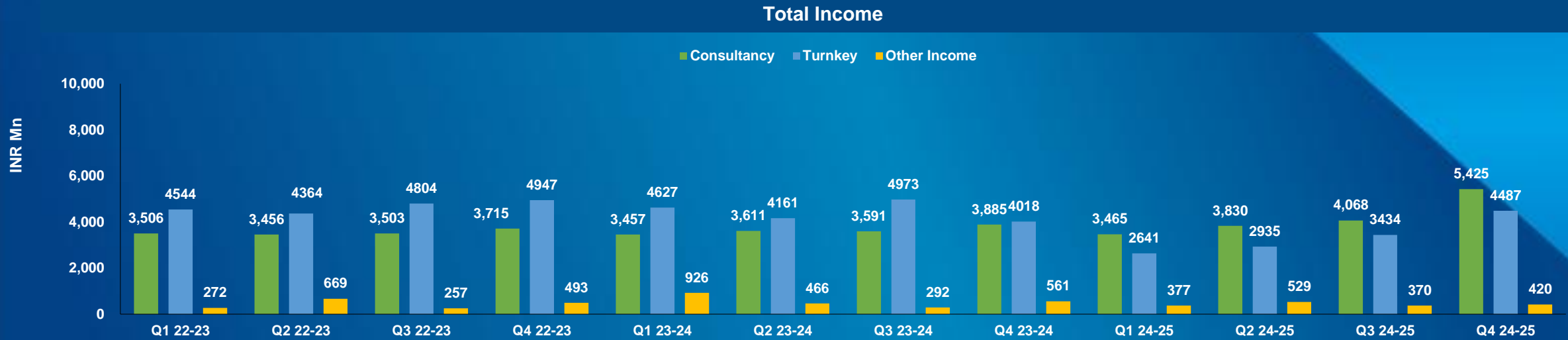
Quarterly Performance Summary – Standalone

TURNOVER	Q1	Q2	Q3	Q4	H1	H2	9M	Annual
Consultancy – Domestic	2617.89	2787.02	3087.54	4585.67	5404.91	7673.21	8492.45	13078.12
Consultancy - Overseas	847.53	1042.60	980.36	839.03	1890.14	1819.39	2870.49	3709.52
Consultancy Total	3465.42	3829.62	4067.90	5424.70	7295.05	9492.60	11362.94	16787.64
Turnkey	2640.81	2934.71	3433.72	4486.64	5575.52	7920.36	9009.24	13495.88
Consultancy + Turnkey	6106.23	6764.33	7501.62	9911.34	12870.57	17412.96	20372.18	30283.52
Other Income	376.96	529.49	370.46	419.54	906.44	790.00	1276.91	1696.45
Total Income	6483.19	7293.82	7872.08	10330.88	13777.01	18202.96	21649.09	31979.97

SEGMENT PROFIT	Q1	Q2	Q3	Q4	H1	H2	9M	Annual
Consultancy	521.56	741.36	1047.98	2785.37	1262.91	3833.35	2310.89	5096.26
Turnkey	211.69	165.21	189.20	487.80	376.90	677.00	566.10	1053.90
Total	733.25	906.57	1237.18	3273.17	1639.81	4510.35	2876.99	6150.16

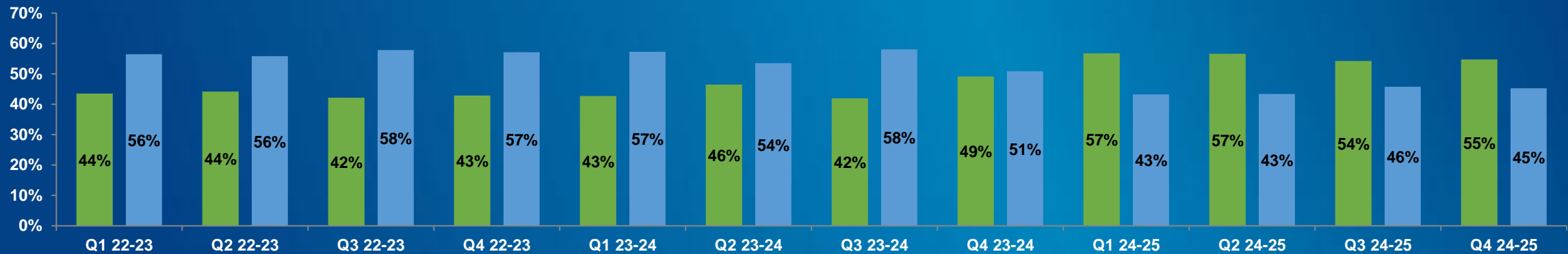
Note: All figures are on standalone basis

Quarterly Performance Track Record - Standalone



Revenue Mix (Consultancy Vs Turnkey)

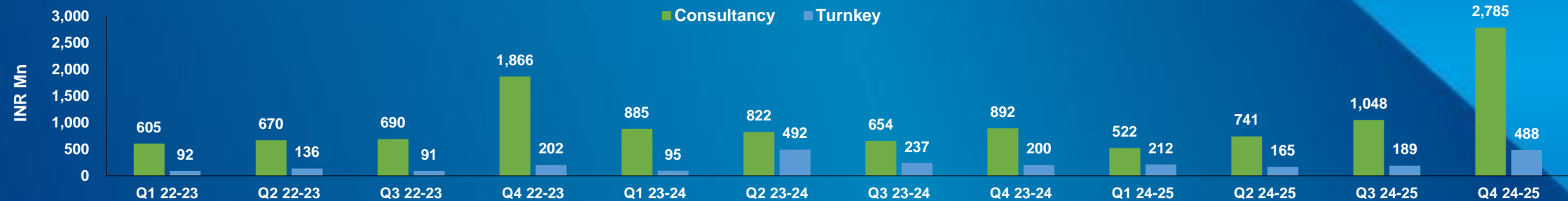
■ Consulting ■ Turnkey



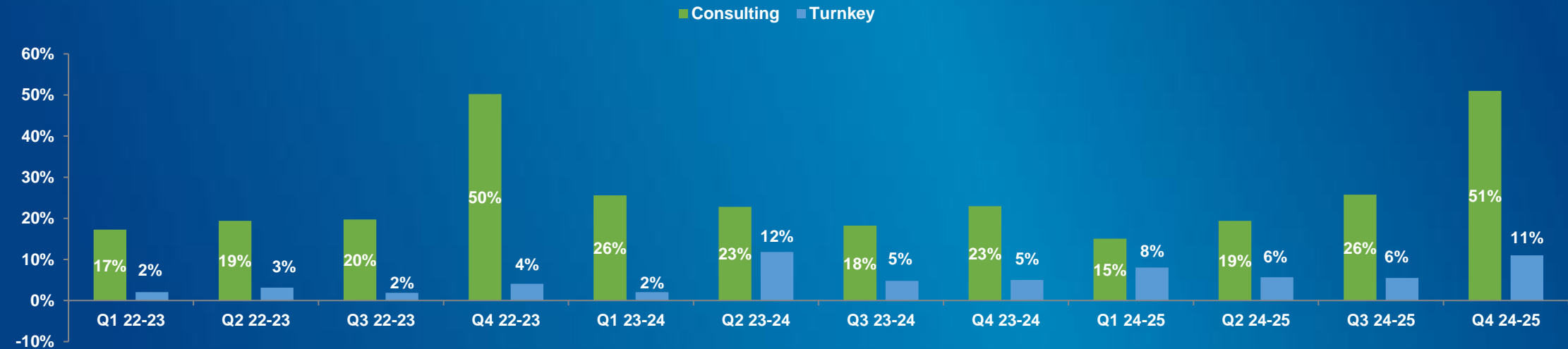
Note: All figures are on standalone basis

Quarterly Performance Track Record – Standalone

Segment Wise Operating Profit



Segment Wise Profit %



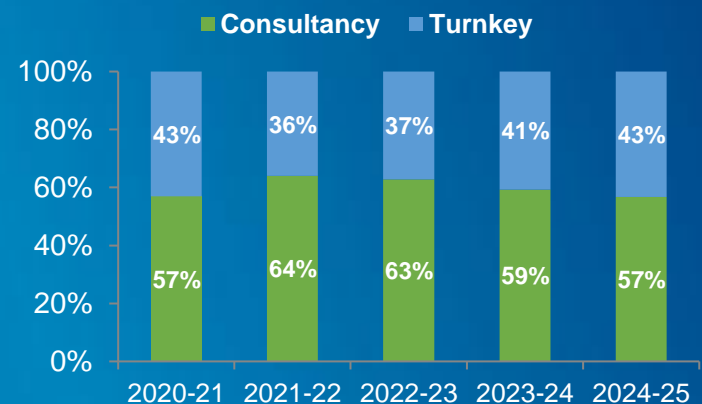
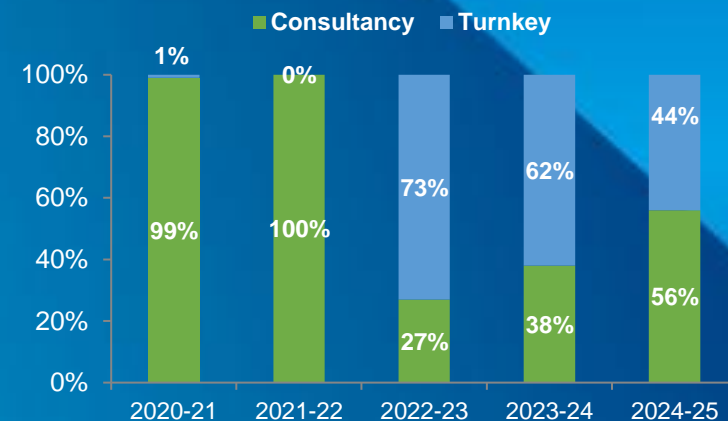
Note: All figures are on standalone basis

Business Secured and Order Book – Standalone

Rs Mn

Business Secured	FY 24-25	FY 23-24	FY 22-23	FY 21-22	FY 20-21
Consultancy (domestic)	34,996	7,964	6,477	16,515	14,550
Consultancy (overseas)	10,768	4,985	6,138	356	1,011
Consultancy Total	45,764	12,949	12,615	16,871	15,562
Turnkey	36,377	21,113	34,463	0	130
Total Business secured	82,141	34,062	47,078	16,871	15,692

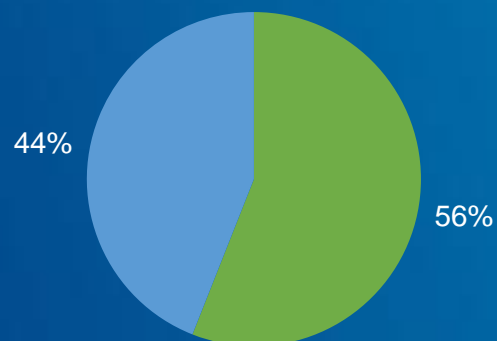
Order Book	March 25	March 24	March 23	March 22	March 21
Consultancy	66482	46,367	48,296	48,983	45,816
Turnkey	50691	31,868	28,650	27,566	34,003
Total Order Book	117173	78,235	76,946	76,549	79,819
Consultancy %	57%	59%	63%	64%	57%
Turnkey %	43%	41%	37%	36%	43%



Business Secured Break up – Standalone

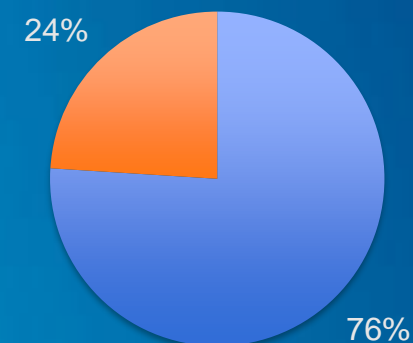
Consultancy Vs LSTK

■ Consultancy ■ LSTK

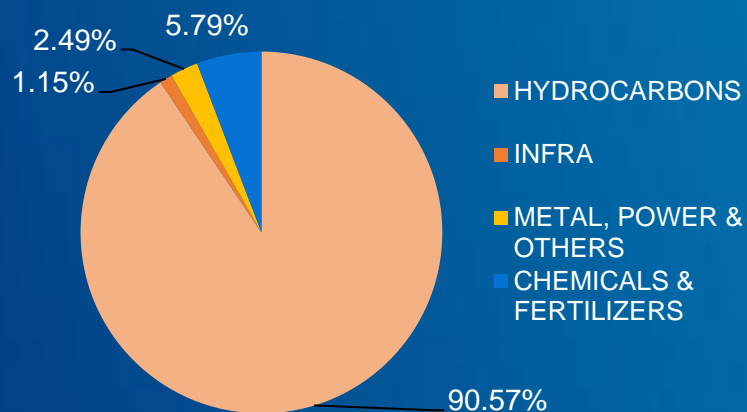


Consultancy Domestic Vs Overseas

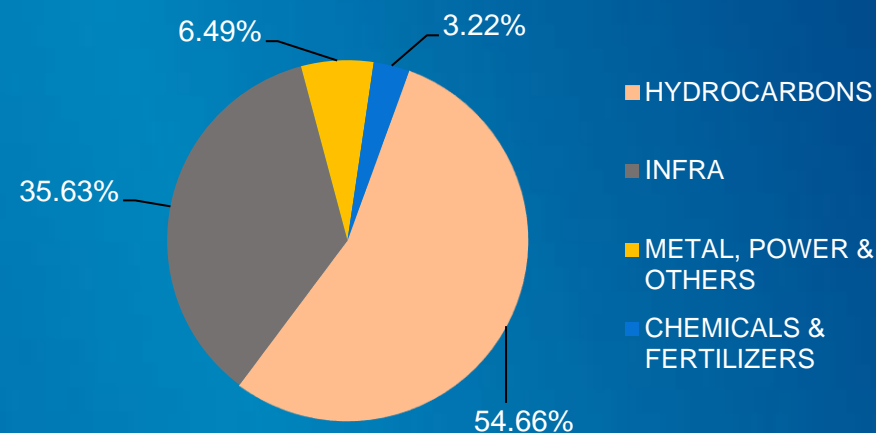
■ Domestic ■ Overseas



Consulting Segmental Break up



Total Orders Segmental Break up

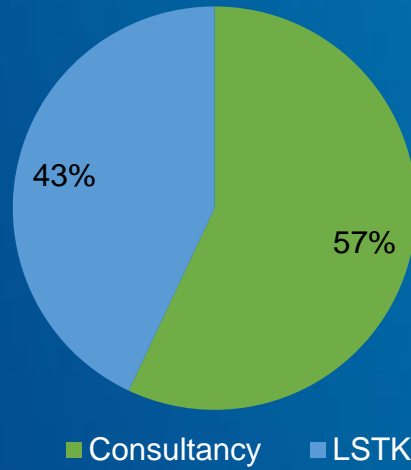


Note : Data on unconsolidated basis

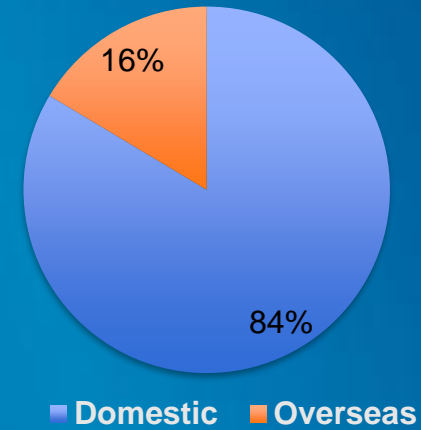
Delivering Excellence Through People

Order Book Break up – Standalone

OBP: Consultancy Vs LSTK



OBP: Domestic Vs Overseas



Note : Data on unconsolidated basis

Capital Investments – as on FY 24-25

Description	Investment 1	Investment 2		Investment 3	Investment 4
Name	Ramagundam Fertilizer Project	NELP IX : Two Upstream Assets		Minority stake in Numaligarh Refinery Ltd.	LLC-BEO (Bharat Energy Office)
		(CB-ONN-2010 / 8)	CB-ONN-2010 / 11		
Implemen-ting agency	M/s Ramagundam Fertiliser & Chemical Ltd.	M/s Bharat Petro Resources Ltd. (BPRL)	M/s GAIL India Ltd.	-	-
JV Partners / Share-holding	NFL - 26%; EIL - 26%; FCIL - 11%; GAIL- 14.3%; Telangana Govt - 11%; HTAS Consortium- 11.7%	BPRL – 25%, GAIL – 25%, EIL – 20%, BFIL – 20%, MIEL – 10%	BPRL – 25%, GAIL – 25%, EIL – 20%, BFIL – 15%, MIEL – 15%	EIL stake 4.37%	Equal participation of 20% by OIL, OVL, GAIL, IOCL & EIL
State / Country	Telangana	Gujarat	Gujarat	Assam	Moscow, Russia
Size / Capacity / Area	<u>Urea:</u> 3850 MTPD <u>Ammonia:</u> 2200 MTPD	Exploration Acreage 42 Sq. Km.	Exploration Acreage 131 Sq. Km.	3 MMTPA Refinery (Currently undergoing expansion to 9 MMTPA)	-
Approximate project cost/ investment at start	Rs. 6388 Crore	Rs. 300 Crore / USD 50 Million (During Bidding Stage)		-	USD 500,000/-
Total Equity Investment by EIL	Rs. 491 Crores	-		Rs 803.84 crores*	USD 100,000/-

*Rs. 34.58 Crore invested in NRL in FY 2024-25 against Rights issue of 1,25,73,627 partly paid equity shares.



4

Major Order secured in FY 2024-25

Q4 FY24-25 : Salient Orders Secured

Service Type	Project scope	Client	Contract Value (Rs. Million)	Award Date	Completion Date
Domestic					
Consultancy	Project Management Consultant (PMC) Services for Lube Modernization and Bottoms Upgradation (LMBU) Project	Hindustan Petroleum Corporation Ltd (HPCL)	2220	January 2025	January 2028
Consultancy	PMC-1 for Paradip Naphtha Cracker Block & High Density Polyethylene Units under the Paradip Petrochemical Complex	Indian Oil Corporation Ltd. (IOCL)	544	February 2025	October 2025
Consultancy	MPMC Services for the Overall Project and Project Management Consultancy (PMC-2) Services for PP, IPA, EDC/VCM Units and Offsites & Utilities (O&U) under the PDPC Project at Paradip	Indian Oil Corporation Ltd. (IOCL)	1065	February 2025	December 2025
Consultancy	EPCM Services for setting up PPU Project	Numaligarh Refinery Limited (NRL)	2529	March 2025	March 2028
Overseas					
Consultancy	PMC Services for Lower Zakum Long Term Development Plan Phase-1 Project (LZ LTDP 1) on Call-off basis - EPC Works of Package-2, 4 & 5	ADNOC Offshore	6500	March 2025	May 2030

Q3 FY24-25 : Salient Orders Secured

Service Type	Project scope	Client	Contract Value (Rs. Million)	Award Date	Completion Date
Domestic					
Depository	Development of IIT Jammu Phase-B (On Depository Basis)	IIT Jammu	12696	October 2024	March 2028
Consultancy	Project Management Consultancy Services for C2/C3 Pipeline from Vijaipur to Pata	GAIL India Ltd.	221	October 2024	April 2027
Consultancy	EPCM Services for Vizag-Raipur Pipeline (12"/14" x 540 KM)	Hindustan Petroleum Corporation Limited (HPCL)	429	November 2024	February 2028
Consultancy	PMC Services for Execution of Rajasthan Refinery Project (RRP)	Indian Oil Corporation Limited (IOCL)	220	December 2024	March 2025
Overseas					
Consultancy	Consultancy Services for Fujairah Oil Tanker Terminal (FOTT) Berth-10 and Berth-11 Project	Port of Fujairah	155	November 2024	December 2027
Consultancy	CED FWA T24: Plant Modification (MOCs) for Upper Zakum (UZ) Package 10 & UZ-EI studies / engineering packages for Upper Zakum EI's Package-03	ADNOC Offshore	183	November 2024	July 2025

Q2 FY24-25 : Salient Orders Secured

Service Type	Project scope	Client	Contract Value (Rs. Million)	Award Date	Completion Date
Domestic					
Consultancy	Engineering Consultancy Services for 4 Nos. WHPs for DUDP under DUDP-WP project	Oil and Natural Gas Corporation (ONGC)	263	July 2024	April 2026
LSTK-OBE	Design Engineering, Procurement, Construction, Installation, Testing, Commissioning and Project Management Services for Demo Bio ATF Unit of MRPL	Mangalore Refinery and Petrochemicals Limited (MRPL)	3449	July 2024	December 2026
LSTK-OBE	Redevelopment of Residential Properties-Phase-1 at ONGC Mumbai	Oil and Natural Gas Corporation (ONGC)	3600	July 2024	July 2027
LSTK-OBE	Construction of Management Training facilities at ONGC Goa	Oil and Natural Gas Corporation (ONGC)	2896	July 2024	November 2025
Consultancy	EPCM Services for Refinery Facilities related to Bina Petrochemical & Refinery Expansion Project (BPREP)	Bharat Petroleum Corporation Ltd. (BPCL)	1294	July 2024	March 2028
Consultancy	Overall Project Management as MPMC & EPCM-1 services for Ethylene Cracker Unit and U&O related to Bina Petrochemical & Refinery Expansion Project (BPREP)	Bharat Petroleum Corporation Ltd. (BPCL)	11300	July 2024	December 2028
Consultancy	PMC Services for PPU and Butene Project	Bharat Petroleum Corporation Ltd. (BPCL)	590	July 2024	September 2028
Consultancy	Project Management Consultancy Services (EPCM) for Capacity Augmentation of Vadinar Bina Crude Pipeline	Bharat Petroleum Corporation Ltd. (BPCL)	227	August 2024	November 2026
Consultancy	Detail Engineering Services for Main Reactor Furnace in DRI-2 Unit at Angul	Jindal Steel and Power Limited (JSPL)	268	August 2024	August 2027
LSTK-OBE	Construction of 32 D Type Flats, 01 E type Asset House & 64 B Type Residential Accommodation for SRPF at ONGC Nagar Mehsana Asset	Oil and Natural Gas Corporation (ONGC)	749	August 2024	August 2026

Q2 FY24-25 : Salient Orders Secured (Contd.)

Service Type	Project scope	Client	Contract Value (Rs. Million)	Award Date	Completion Date
Overseas					
Consultancy	FEED Development and ITB preparation for Energy Efficiency Improvement Capital Project at MAA Refinery, Kuwait	Kuwait National Petroleum Company (KNPC)	230	July 2024	May 2025
Consultancy	Design, Engineering, Procurement Assistance, Project Management for SNI, SNIA, Offsites& Utilities ,Infrastructure including outside Plant Limit at Salalah Free Zone, Oman	Deepak Oman Industries FZC LLC (DOIL)	306	July 2024	November 2025
Consultancy	T19 – PMRs/FCS for LZ PKG-8 & Das PKG-5, FEED for Alarm system upgrade for AQ/BQ Building & for F&G system for Utilities ar Das Island	ADNOC Offshore	300	July 2024	July 2025
Consultancy	Engineering Services for Jetty less Green Ammonia Transfer System of ACME's 300 MTPD (Phase-1) Green Ammonia Project (Offshore portion) in Oman	ACME Group, India	61	September 2024	March 2027
Consultancy	Study and FEED for SE Miscellaneous Works - Package 1	Abu Dhabi Company for Onshore Oil Operations (ADCO)	106	September 2024	March 2025

Q1 FY24-25 : Salient Orders Secured

Service Type	Project scope	Client	Contract Value (Rs. Million)	Award Date	Completion Date
Domestic					
LSTK-OBE	Execution of TNT Plant at HEF, Khadki on Open Book Estimate (OBE) Basis	Munitions India Limited (MIL)	4182	April 2024	January 2027
LSTK-OBE	Convention Centre at Advanced Training Institute (ATI) - ONGC, Goa	ATI-ONGC (erstwhile IPSHEM)	4755	April 2024	October 2025
Consultancy	PMC and EPCM Services for Polypropylene (PP) Unit and Revamp of PFCC Project at BPCL Kochi Refinery	Bharat Petroleum Corporation Limited (BPCL)	1453	April 2024	December 2027
LSTK-OBE	Construction of Yatri Niwas Complexes at Baltal Camp, Nunwan camp, Bijbehara and Sidra in J&K	Oil and Natural Gas Corporation (ONGC)	2942	May 2024	November 2025
Consultancy	Refinery Performance Improvement Program (RPIP) at Indian Oil Corporation Limited, Haldia Refinery	Indian Oil Corporation Limited (IOCL)	644	June 2024	July 2027
Consultancy	750 KTA PDH and 500 KTA PP Plant with Ethane and Propane storage and handling facility at Dahej Petrochemicals Complex	Petronet LNG Limited	7150	June 2024	January 2028
Overseas					
Consultancy	PMC Services for FEED Phase ((Ph-1) & Preparation of U&O BDEP for: • Ethane Cracker (EC) and Polyethylene (PE) Units • PDH and PP Units	ODUM Energy FZE, Nigeria (Separate Contracts)	717	April 2024	December to February 2025
Consultancy	<ul style="list-style-type: none"> Ghasha Concession Projects - Mishrif Oil Development Project Pre-FEED and FEED for valorization Project excess Ethylene from RFCC (Refining Group) COO - CED.FWA.T20 - PMRs/FCs Zirku pkg-6, ZR Sarb pkg 3, Operator Shelter, Blasting & painting Yard 	ADNOC Group Companies, UAE (Separate Contracts)	1610	May 2024	September 2024
				May 2024	May 2025
				June 2024	May 2025



5

Orders in hand

Major Ongoing Projects

Project	Client	Project Location
Refinery and Petrochemical Projects		
Ethylene Cracker and U&O for Bina Petrochemical & Refinery Expansion Project (MPMC, EPCM/PMC)	BPCL	Bina
Paradip Petrochemical Project (MPMC, PMC-2 and PMC-1 Packages)	IOCL	Paradip
EPCM Services for Panipat Refinery Expansion (15 to 25 MMTPA)	IOCL	Panipat
PMC and Turnkey-OBE Services for Visakh Refinery Modernization Project	HPCL	Visakhapatnam
PMC and Turnkey-OBE Services for Rajasthan Refinery Project	HRRL	Rajasthan
EPCM Services for Bio Refinery Project	Assam Bio Refinery Pvt Ltd	Numaligarh
EPCM Services for Coker-B Revamp Project	IOCL	Barauni
Licensing and EPCM Services for Delayed Coker Unit (DCU) Revamp Project	NRL	Assam
EPCM Services for 60 KTA PP Unit	GAIL	Pata
EPCM Services for 500 KTPA Petrochemical Project (PDH/PP)	GAIL	Usar
EPCM / PMC Services for 750 KTA PDH and 500 KTA PP Plant	Petronet LNG Ltd	Dahej
EPCM Services for setting up PPU Project at Numaligarh Refinery	NRL	Numaligarh
Installation of Demo Bio ATF Unit of MRPL on OBE Mode	MRPL	Mangalore

Major Ongoing Projects

Project	Client	Project Location
Pipeline Projects		
PMC Services for Dobhi-Durgapur-Haldia Pipeline Project	GAIL	Dobhi-Durgapur-Haldia
EPCM Services for Crude Oil Terminal (COT) at Paradip, Paradip Numaligarh Crude Oil Pipeline (PNCPL) and NRL Siliguri Product Pipeline (NSPPL)	NRL	Paradip, Numaligarh, Siliguri
EPCM Services for Krishnapatnam Hyderabad Multiproduct Pipeline	BPCL	Krishnapatnam, Hyderabad
EPCM Services for Upgradation of facilities for Numaligarh-Siliguri Pipeline	OIL	Numaligarh, Siliguri
PMC services for Part-B of Mumbai - Nagpur - Jharsuguda Natural Gas Pipeline (MNJPL) Project	GAIL	Maharashtra, Odisha
PMC services for Krishnagiri Coimbatore section of Kochi – Koottanad - Bangalore - Mangalore Gas Pipeline - II (KKB MPL) Project	GAIL	Tamil Nadu
Strategic Storage & Terminals		
PMC Services for 80,000 MT LPG Cavern	HPCL	Mangalore
PMC Services for De-Bottlenecking and Augmentation of Cryogenic Facilities - LPG Import Terminal	BPCL	Uran
Metallurgy		
Detailed Engineering for Aditya Aluminium Smelter Expansion Project at Lapanga, Odisha	Hindalco	Odisha
Detail Engineering Services for Main Reactor Furnace in DRI-2 Unit at Angul	JSPL	Odisha

Major Ongoing Projects

Project	Client	Project Location
Infrastructure Projects		
Independent Engineer (IE) services for (1) Greenfield Noida International Airport, Jewar, Uttar Pradesh; (2) Greenfield Bhogapuram International Airport at Vishakapatnam and (3) Upgradation & Modernization of Dr. Babasaheb Ambedkar International Airport, Nagpur	NIAL; APADCL; MIHAN India	Uttar Pradesh; Andhra Pradesh; and Maharashtra
Third Party Assessment for Engineering Review & Project Management for Fintech University	DoIT&C	Jodhpur, Rajasthan
PMC Services for Setting-up RBI's Green Field Data Centre & Training Institute	RBI/IFTAS	Bhubaneswar, Odisha
PMC services for development of India International Horticulture Market (IIHM)	IIHM	Ganaur, Haryana
Projects on OBE LSTK Mode: (1) Construction of World Class Convention Centre at Advanced Training Institute (ATI), Goa; (2) Upgrading of IPSHEM, Goa to World-Class Training Facility; and (3) Redevelopment of Residential Properties-Phase-1 at ONGC Mumbai	ONGC	Goa, Mumbai
PMC Services for Design & Development of New Campus at IIM Nagpur (Phase-II & III)	IIM	Nagpur, Maharashtra
Construction of Multi-Storied Building for Integrated Office-cum-Data Centre Complex	Intelligence Bureau (IB)	Delhi
PMC Services (on Depository Mode) for Development of IIT Jammu Campus (Phase 'B')	IIT	Jammu & Kashmir

Major Ongoing Projects

Project	Client	Project Location
Overseas Projects		
Dangote Refinery & Petrochemical Project	DORC	Nigeria
PMC Services for Crude Oil Refinery in Mongolia	Mongol Refinery	Mongolia
Consulting Services for the Supervision of the Guyana Integrated NGL Plant and 300 MW CCGT Power Plant Project	Guyana Power and Gas Inc., Ministry of Natural Resources	Guyana
PMC Services for Lower Zakum Long Term Development Plan Phase-1 Project (LZ LTDP 1) on Call-off basis - EPC Works of Package - 2, 4 & 5	ADNOC Offshore	UAE



6

Outlook

Oil & Refining Capacity Outlook

Global oil demand is projected to reach 112.3 million barrels a day (mb/d) in 2029, representing a strong increase of 10.1 mb/d compared to 2023

As per EIA, Global liquid fuels production to increase by 1.4 million barrels per day (b/d) in 2025 and 1.3 million b/d in 2026

India drives incremental long-term demand growth and shall add 8 mb/d to its oil demand during the forecast period 2023-2050

Investments in Exploration, Expanding Refining Capacities, Petrochemical Integration & Embracing Renewables to decide Growth Trajectory of Energy Sector

Refineries are adopting green technologies. Projects such as bio-refineries & Alt. fuels like compressed bio-gas (CBG), SAF showcase industry's commitment to sustainability & innovation

Significant increase in ethanol production capacity and blending percentages, GoI is making substantial strides towards its ambitious target of 20% blending by 2025

Initiatives like green hydrogen production and carbon capture technologies highlight the Hydro carbon sector's adaptability

Petrochemical and Chemical Outlook India

Globally, Petrochemicals demand is rising, driven by population growth, urbanisation, and industrialisation

In India, Petrochemicals is the third-largest contributor to manufacturing GDP & poised for significant expansion in market size and global share

India is expected to remain a driving force in Asia for petrochemical demand in 2024 given its strong economic growth and resilient industrial production

Indian chemical industry's estimated current size is ~US \$170-180 bn and is expected to reach ~ US \$800 Bn by 2040

India's petrochemical capacity is projected to rise from 29.62 MMT to 46 MMT by 2030

Direct crude-oil-to-chemicals process routes are offering alternatives to traditional Refining/ Petrochemical operations



Gas Economy and Energy Transition

India's ambitious push to transition toward cleaner energy puts natural gas at the heart of country's evolving energy mix

India's natural gas consumption is forecast to increase by nearly 60% by 2030, driven by robust growth in city gas distribution, industrial demand, and power generation

Between 2023 and 2030, Gas consumption in the Oil Refining sector is projected to grow at nearly 9% annually, reaching more than 9 bcm/yr by 2030

India's LNG imports are set to more than double between 2023 and 2030, driven by steady demand growth and a much slower rise in domestic production

India's LNG regasification capacity has expanded by 90% over the last decade at the end of 2024, the country had a total nameplate regasification capacity of 65 bcm/yr

Petroleum and Natural Gas Regulatory Board (PNGRB) has approved approximately 33 600 km of natural gas pipeline network to create a national gas grid, under the "One Nation, One Gas Grid" initiative




Opportunities in Diversified Sectors



Budget 2025-26, allocates INR 11.21 lakh crore for infrastructure sector.



12 new Smart Industrial city projects planned under the National Industrial Corridor Development Programme (NICDP)



Expenditure of INR 143 lakh crore (US\$ 1,727.05 billion) on infrastructure envisaged up to 2030



India has a growing data center industry, with capacity projected to increase from 950 MW in 2024 to 1800 MW by 2026



23 waterways by 2030 and developing 35 Multi-Modal Logistics Parks (MMLPs).



190-200 Functioning airports in India by 2040, from operating 157 as of now.



5 IITs expenditure approved in Union Budget 25-26 for Campus Expansion.



Planned USD 82 billion investment in port projects by 2035. VadHAVAN Port, Maharashtra, & two mega shipbuilding parks are scheduled for completion by 2030.



The Infrastructure sector in India is expected to grow with government initiatives such as the PM Gati Shakti, Housing for All, National Infrastructure Pipeline, etc, being the key enablers.



GREEN HYDROGEN

Hydrogen blending in gas grid and its utilization in Industrial corridors

Oil & Gas PSU have planned for 900 KTPA Green Hydrogen Projects by 2030.



BIO FUELS/ ALT FUELS

Govt sets target of 1%, 2% and 5% blending of SAF in Aviation Turbine Fuel (ATF) w.e.f 2027, 2028 and 2030.

5% Bio-Diesel in Diesel by 2030



ENERGY TRANSITION

CCUS: Capturing CO2 from Flue Gas

Technology, Assimilation & Absorption

R&D efforts with the Norwegian Geological Institute (NGI) for subsurface CO2 storage



STEEL FERRO-ALLOY & RENEWABLES

Installing 300 MT steel capacity by 2030.

Collaboration with IIT-D for Slurry Pipelines

500 GW of non-fossil fuel-based energy by 2030.



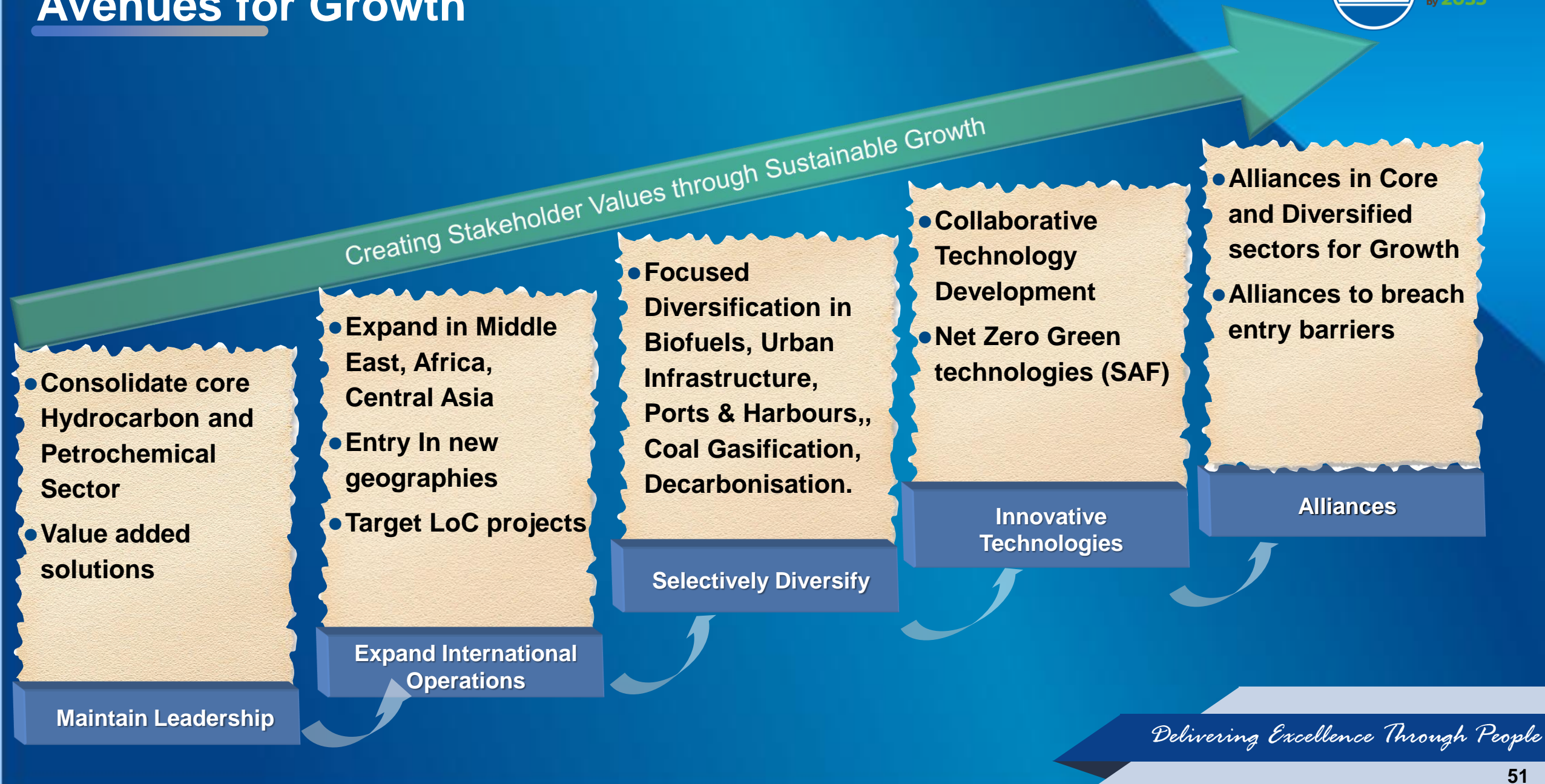
DEFENCE & NUCLEAR

81 PPP Projects, valued at Rs. 42,300 Crore, to be implemented

Two Defence Industrial Corridors in UP and Tamil Nadu

Target 100 GW of nuclear energy by 2047

Avenues for Growth



Disclaimer

This presentation report is for distribution only under such circumstances as may be permitted by applicable law. It is published solely for information purposes, it does not constitute an advertisement and is not to be construed as a solicitation or an offer to buy or sell any securities or related financial instruments in any jurisdiction. No representation or warranty, either express or implied, is provided in relation to the accuracy, completeness or reliability of the information contained herein, except with respect to information concerning EIL's past performance, its subsidiaries and affiliates, nor is it intended to be a complete statement or summary of the future proposals, strategies and projections referred to in the report. EIL does not undertake that investors will obtain profits, nor will it share with investors any investment profits nor accept any liability for any investment losses. Investments involve risks and investors should exercise prudence in making their investment decisions. The report should not be regarded by recipients as a substitute for the exercise of their own judgment. Past performance is not necessarily a guide to future performance. The value of any investment or income may go down as well as up and you may not get back the full amount invested. Any opinions expressed in this report are subject to change without notice and may differ or be contrary to opinions expressed by other business groups of EIL as a result of using different assumptions and criteria.

This presentation report may contain certain "forward-looking statements". These forward-looking statements generally can be identified by words or phrases such as "aim", "anticipate", "believe", "expect", "estimate", "intend", "objective", "plan", "project", "shall", "will", "will continue", "will pursue" or other words or phrases of similar import. Similarly, statements that describe our strategies, objectives, plans or goals are also forward-looking statements. All forward-looking statements are subject to risks, uncertainties and assumptions about us that could cause actual results to differ materially from those contemplated by the relevant statement. These forward looking statements are based on our current plans and expectations. Actual results may differ materially from those suggested by the forward-looking statements due to risks or uncertainties associated with our expectations with respect to, but not limited to, regulatory changes pertaining to the industries in which we have our businesses and our ability to respond to them, our ability to successfully implement our strategy, our growth and expansion, technological changes, our exposure to market risks, general economic and political conditions which have an impact on our business activities or investments, the monetary and fiscal policies of India, inflation, deflation, unanticipated turbulence in interest rates, foreign exchange rates, equity prices or other rates or prices, the performance of the financial markets in India and globally, changes in Indian laws, regulations and taxes and changes in competition in our industry etc.

EIL reserves the right to alter, modify or otherwise change the presentation without notifying any person of such changes or revision. Neither the author or EIL shall be liable for any direct or indirect damages that may arise due to any act or omission on the part of the user due to any reliance placed or guidance taken from this presentation report. Further, EIL is under no obligation to update or keep current the information contained herein.

The disclosures contained in this presentation report produced by EIL shall be governed by and construed in accordance with laws of India. EIL specifically prohibits the redistribution of this material in whole or in part without the written permission of EIL and EIL accepts no liability whatsoever for the actions of third parties in this respect. Images may depict objects or elements which are protected by third party copyright, trademarks and other intellectual property rights. All rights reserved.

THANK YOU