GROWTH, ENGINEERED

THROUGH

- **D** - Digital Transformation & AI Adoption
- **R** - Resilient Operational Excellence
- **I** - Innovation & Technical Excellence
- **V** - Value-led Business Growth & Diversification
- **E** - Excellence in Human Capital

Integrated

Annual Report 2025-26

Engineers India Limited

Growth, Engineered through DRIVE

- **D-** Digital Transformation & AI Adoption
- **R-** Resilient Operational Excellence
- **I-** Innovation & Technical Excellence
- **V-** Value-led Business Growth & Diversification
- **E-** Excellence in Human Capital

India's energy transformation is opening new possibilities while placing greater demands on the infrastructure that powers its growth. We are responding by bringing together engineering depth, technological capability and execution experience to build solutions designed for safety, reliability and long-term performance. Through digital transformation and AI adoption, we are reimagining how we design, analyse and execute projects, with AI-enabled engineering platforms, digital project monitoring and data-led insights helping us make faster, more informed decisions.

Our R&D capabilities, proprietary technologies, patent portfolio and collaborations with leading institutions are enabling us to develop and commercialise solutions for emerging areas such as sustainable aviation fuel, green hydrogen and carbon management. As our capabilities evolve, we are opening new pathways for value-led business growth and diversification, extending our expertise beyond traditional hydrocarbons into infrastructure, defence, water, ports, fertilisers and emerging energy segments, while expanding our presence across strategic international markets.

At the core of this journey are our people. They bring together deep technical expertise, experience and a spirit of innovation that enables us to turn emerging possibilities into tangible outcomes. Through learning, leadership development and specialised capabilities for emerging sectors, we are building a future-ready workforce equipped to transform opportunities into outcomes.

Together, these capabilities are enabling us to engineer growth with greater intelligence, resilience and ambition, while creating solutions that advance India's energy future.

About the Report

We are pleased to present our 3rd Integrated Annual Report (61st Annual Report), which reflects our continued focus on strategic value creation. The report sets out our performance outcomes and growth drivers and offers stakeholders a comprehensive view of how we are building a resilient and future-ready enterprise in a constantly evolving market environment.

FY 2025-26 marked the completion of our first structured materiality assessment with internal and external stakeholders. The outcomes now guide the priorities, disclosures and performance indicators presented throughout this report.

Our Reporting Framework

Our Integrated Annual Report is prepared in line with the principles and framework issued by the International Integrated Reporting Council (IIRC). It demonstrates how sustainability is embedded in our business practices and how this contributes to long-term value creation. The financial and statutory sections comply with the following regulatory requirements:

- The Companies Act, 2013
- Indian Accounting Standards (Ind AS)
- SEBI (Listing Obligations and Disclosure Requirements) Regulations, 2015
- Secretarial Standards

Reporting Period

This report covers the financial year from 1 April 2025 to 31 March 2026. It also draws on information from previous years, where relevant, to provide broader context and clarity. Comparative figures for FY 2024-25 are presented alongside current year performance wherever the underlying basis of measurement is consistent.

Reporting scope and boundary

The report includes Engineers India Limited's (EIL) global operations. Information related to subsidiaries, joint ventures and associates is provided where applicable. Any exclusions are mentioned in the relevant sections. This report seeks to present a holistic view of EIL's value creation journey during FY26.

Forward-looking statements

This report contains forward-looking statements related to our operations, financial position and future plans. These may include terms such as 'believes', 'estimates', 'anticipates', 'expects', 'intends', 'may', 'will', 'plans' and similar expressions. Such statements are based on current assumptions and expectations and are subject to risks and uncertainties. Actual outcomes may differ materially.

Management Review

The facts and figures in this Report have been reviewed by the Management. The financial statements have been audited by our statutory auditors, M/s Datta Singla & Co., Chartered Accountants, with their Independent Auditor's Report incorporated as part of this Report.

Feedback

We welcome feedback from our stakeholders. For any comments or concerns, please contact our Company Secretarial team or queries may be directed to company.secretary@eil.co.in.

C_2/C_3 Recovery Plant, Vijaypur (MP)

Our Capitals

This report identifies six key capitals that underpin our long-term value creation beyond financial performance. These capitals are integrated into our business model, aligned with the Integrated Reporting Framework and are highlighted throughout the report.

Financial capital

The funds available to EIL and how we deploy them to drive sustainable returns.

Manufactured and Intellectual capital

Our engineering and digital infrastructure, R&D facilities, proprietary technologies, technical knowledge and institutional expertise that enable innovation and delivery excellence.

Human capital

The expertise, skills and dedication of our employees across functions and geographies.

Natural capital

The natural resources we interact within the course of our operations, including energy and water and our efforts towards their responsible use.

Social and Relationship capital

Our long-standing relationships with clients, partners, suppliers and communities, built on trust, reliability and shared progress.

Our stakeholders

We serve and engage a diverse set of stakeholders whose expectations shape our priorities. The groups below informed our materiality assessment during the year and our engagement approach for each is detailed in the Stakeholder Engagement section.

- Customers
- Employees
- Media and Analysts
- Government
- Regulatory and Industry Bodies
- Investors and Shareholders
- Service Providers and Suppliers
- Communities and NGOs

Contribution to the SDGs

Dedicated to contributing significantly to the United Nations Sustainable Development Goals (SDGs), we utilise these goals as a framework to monitor and assess both the positive and negative impacts of our environmental and social initiatives. We highlight seventeen specific SDGs where our core activities and strategic objectives have had a discernible impact, detailed throughout this report.

CONTENTS

Corporate Overview

About Us	06
Our Businesses	08
Geographic Presence	12
Our Journey	14
Delivering at Scale, Creating Impact	16
Chairman and Managing Director's Message	18
Board of Directors	26
Corporate Information	36
Governance	38
Strategy in action	40
Value Creation Process	44
Stakeholder Engagement	46
Materiality Assessment	48
Risk Management	50
Financial Capital	56
Manufactured & Intellectual Capital	60
Human Capital	82
Social & Relationship Capital	92
Natural Capital	98
Awards	106

Scan the QR Code
to know more
about the Company

Website
www.engineersindia.com

Human Capital
Pg- 82

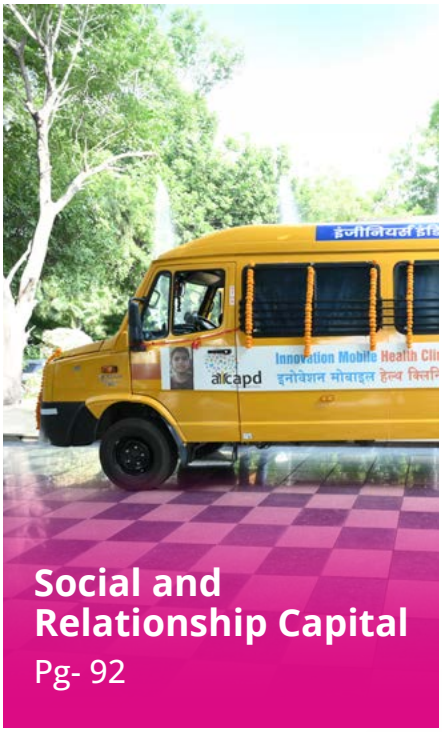

Social and Relationship Capital
Pg- 92

Natural Capital
Pg- 98

Statutory Reports

Ten Years' Performance at a Glance	109
Directors' Report along with following Annexures	110
Management Discussion & Analysis	138
Business Responsibility & Sustainability Report	157
Annual Report on CSR Activities	198
Particulars of Contracts entered into by the Company with Related Parties (AOC-2)	209
Report on Corporate Governance	210
CMD and CFO Certification	232
Independent Auditors' Report on Corporate Governance	233
Secretarial Audit Report and Management Replies	234
Certificate of Non- disqualification of Directors	238

Standalone Financial Statements

Independent Auditor's Report	240
Balance Sheet	258
Statement of Profit and Loss	259
Statement of Changes in Equity	260
Cash Flow Statement	261
Summary of Material Accounting Policies	263
CAG Comments on the Accounts (Standalone) of EIL	337

Consolidated Financial Statements

Independent Auditor's Report	338
Balance Sheet	348
Statement of Profit and Loss	349
Statement of Changes in Equity	350
Cash Flow Statement	351
Summary of Material Accounting Policies	353
CAG Comments on the Accounts (Consolidated) of EIL	438
Notice - 61st Annual General Meeting	439
Abbreviations	453

About Us

Over the past six decades, we, Engineers India Limited (EIL) have helped shape the backbone of India's energy and industrial economy, transforming national aspirations into world-class infrastructure from concept to commissioning. Incorporated in 1965, EIL has evolved from a refinery consultant into a globally recognised engineering, project management and integrated solutions company, delivering projects of exceptional complexity and scale across diverse sectors.

Our expertise spans the entire hydrocarbon value chain, strengthened by sustained investment in in-house research, innovation and proprietary technologies. This strong foundation has enabled us to build a global presence spanning the Middle East, Africa, South and Central Asia, East Asia and South America, where we deliver solutions tailored to the unique priorities of every market we serve.

As the global energy landscape transforms, we are expanding our portfolio into infrastructure, water, fertilisers, defence, nuclear, ports and mining and metallurgy while advancing capabilities in emerging energy segments such as biofuels, green hydrogen, green ammonia and clean energy. Guided by engineering excellence and responsible growth, we create enduring value for our stakeholders while contributing to India's vision of self-reliance and a Net Zero future.

1965
Incorporated

40+
In-house & collaborative process technologies

700+
Major projects executed

2,700+
Strong workforce

8,000+
Assignments delivered

Navratna
CPSE status

6 Decades
Of engineering excellence

5
Key international regions served

Driven by
Our Vision

To be a Global Leader offering Total Energy Solutions for a Sustainable Future

Guided by
Our Mission

- Achieving 'Customer Delight' through innovation, cost effective, value added and Sustainable Energy Solutions.
- Develop and nurture human capital motivated towards 'Delivering Excellence'
- To maximise creation of wealth, value and satisfaction for stakeholders with high standards of business ethics and aligned with national policies.

Anchored in
Our values

E - INSPIRE

- E - We at Engineers India
- I - Innovate for Future
- N - Nurture & Recognition of Teamwork & Customer Relationship
- S - Strive for Quality as way of life
- P - Passion for Learning
- I - Highest standards of Integrity
- R - Respect for Stakeholders
- E - Delivering Excellence

What sets us Apart

- Unrivalled Domestic Track Record
- Proven Technology & R&D Leadership
- A Champion of Atmanirbhar Bharat
- Financial Strength and Stability
- Deep Talent and Knowledge Bank
- Trusted by Global Energy Majors
- Digitally Enabled Delivery
- Integrated 'Concept to Commissioning' Capability

Our Businesses

Our business is defined by the breadth of our engineering capabilities and the depth of our expertise. Through our diversified business portfolio and a fully integrated suite of services, we partner with our clients at every stage of the project lifecycle, from the earliest concept to the safe commissioning of assets. This end-to-end approach reflects our commitment to delivering 'Total Solutions' from 'Concept to Commissioning', while upholding the highest standards of quality, safety and execution.

Over the decades, we have deliberately diversified beyond our hydrocarbon roots into industrial, infrastructure and sunrise sectors, building capabilities that allow us to de-risk our portfolio while remaining central to India's energy transition. This integrated model spanning consultancy and turnkey delivery alike is what enables us to take on assignments of exceptional complexity and scale, at home and overseas.

Core hydrocarbon value chain

Offshore & Onshore Oil & Gas

Petroleum Refining

Petrochemicals

Pipelines

LNG

Diversified industrial & infrastructure

Fertilisers

Mining & Metallurgy

Ports & Terminals

Coal Gasification

Strategic Storages

Water & Wastewater Management

Infrastructure

Sunrise sectors

Green Hydrogen & Green Ammonia

2G Ethanol

Compressed Bio-gas (CBG)

Nuclear Energy

Sustainable Aviation Fuel (SAF)

Carbon Capture Utilisation & Storage (CCUS)

Our Services

Our services span the entire project lifecycle, with delivery progressing through five integrated phases. Each stage is supported by specialised enabling functions that uphold quality, optimise schedules and maintain cost discipline, ensuring seamless project execution from start to finish.

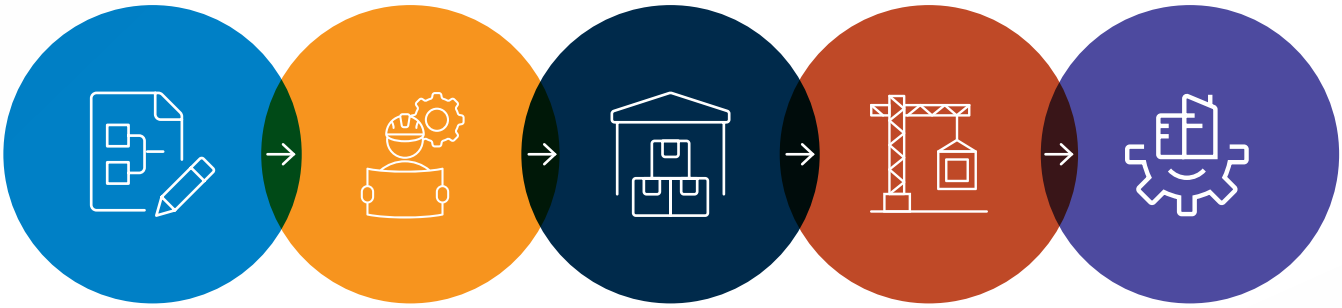

Process Design → **Engineering** → **Procurement & Supply Chain** → **Construction Management** → **Commissioning**

Service offering

Technology Licensing

- Conceptualisation of process
- Process modelling and simulation
- Bench / Pilot studies
- Technology development and licensing
- Scaling up (Own / Collaborative)

Process Design

- Configuration study
- Pre-feasibility studies
- Technology and licensor selection
- Conceptual design and feasibility
- Process design packages

Project Management

- Integrated project management services
- Project control - Planning and Scheduling, Monitoring
- Cost estimate and control
- Project risk assessment and mitigation

Engineering

- FEED
- Residual engineering
- Detailed engineering
- Engineering for procurement
- Engineering for construction

Supply Chain Management

- Supplier and contractor management
- Procurement assistance
- Inspection and expediting
- Vendor development

Construction Management

- Construction supervision
- Materials / Warehouse management
- Quality assurance and HSE management
- Scheduling and Monitoring
- Mechanical completion
- Site closure

Commissioning

- Pre- Commissioning and commissioning assistance

Specialised services

- Environmental services including Environmental Impact Assesment (EIA) Studies
- Heat and mass transfer
- Health and safety, HAZOP, SIL studies, RRA, safety audit
- Specialist materials and maintenance
- Finite element analysis, critical stress analysis

Certifications (through CEIL)

- EIL subsidiary - Certification Engineers International Limited (CEIL)
- Certification and recertification services
- Third-party inspection

Geographic Presence

Our footprint reflects the scale and diversity of our engineering expertise. With a well-established presence across India's major industrial centres and a growing international network spanning the Middle East, Africa, South Asia & Central Asia, East Asia (Mongolia), South America (Guyana), we are well positioned to support clients across varied markets and project environments.

Our strategically located offices enable close collaboration with clients, enabling responsive project execution and seamless coordination of integrated engineering and project management services. This extensive network strengthens our ability to deliver complex assignments with consistency, quality and precision, creating lasting value for clients worldwide.

International presence

Branch Office

- Abu Dhabi, UAE
- Al Khobar, Saudi Arabia

Inspection Office

- London, UK
- Milan, Italy
- Shanghai, China

Site / Client Office

- Sainshand / Ulaanbaatar, Mongolia
- Lagos, Nigeria
- Guyana

JV Office

- LLC-BEO (Bharat Energy Office) (JV of 5 Oil PSUs: OIL, OVL, GAIL, IOCL and EIL), Moscow, Russia

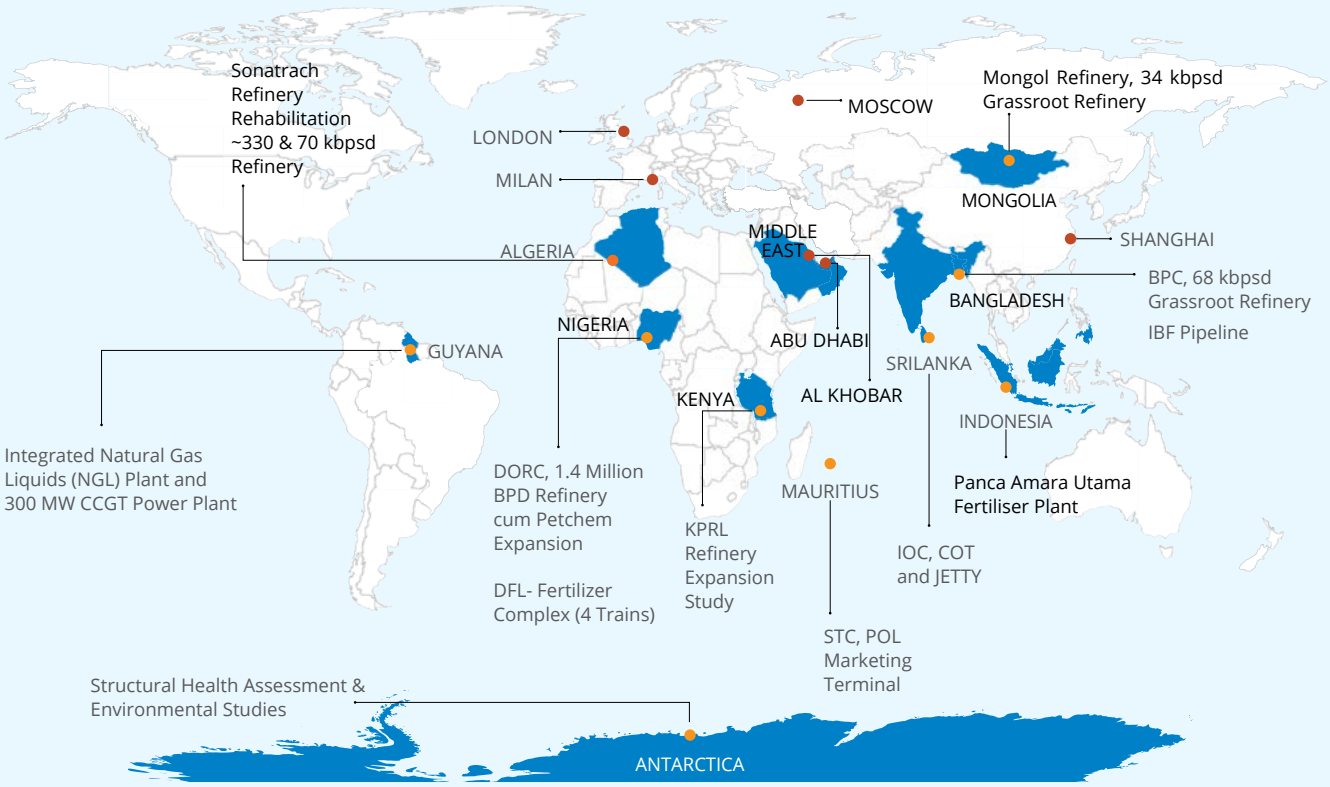

150 Projects for

ADNOC Group • ADOC (Japan) • Borouge • FERTIL • NPCC • ORPIC • BAPCO, BANAGAS • KNPC • KIPIC

Ongoing Overseas Projects

- Sonatrach, Algeria
- DORC and DFL, Nigeria
- Mongol Refinery, Mongolia
- Guyana NGL and Power Project
- ADNOC Projects, UAE
- Saudi Arabian Chevron INC - Kuwait Gulf Oil Company (KSC)

EIL Footprint in OIL and Gas sector

Map not to scale, for representation purposes only

Our Journey

Since 1965, we have helped shape India's industrial and energy landscape. From our beginnings as a refinery consultancy to becoming a globally recognised engineering and project management partner, our six-decade journey has been defined by innovation, excellence and purposeful growth. Today, that legacy powers industries, enables progress and helps build the future.

Laying the Foundation
(1965–80)

1965 — Incorporated pursuant to an agreement dated November 20, 1964 between Government of India and Bechtel International Corporation

- Commenced work in the Refineries segment

1967 — Acquisition of the equity shares of the Company held by BIC by Government of India

- Commenced work in the Petrochemicals segment

1970 — Commenced first International assignment

1971 — Entered Fertilizer segment

1972 — Commenced work in the Metallurgy segment

1975 — Entered offshore Oil & Gas processing segment

1976 — Commenced work in Pipelines segment

1978 — Commenced work in onshore Oil & Gas processing segment

- Assigned project management, cost & time management contract in Algeria

Mastering the Hydrocarbon Value Chain
(1981–99)

1981 — Use of computers at construction sites

-Procurement office opened in Tokyo

1983 — Own office complex- EIL Bhawan inaugurated

- Independent Certification Division formed

1984 — Commenced providing project management services

1989 — Set up its own Research & Development Centre in Gurugram

1994 — Set up Certification Engineers International Limited, a 100% owned subsidiary

- Initial ISO Certification obtained

1997 — Listed on BSE and NSE

- 'Minirata' status accorded

Coming of Age
(2000–14)

2001 — Commenced work in the infrastructure segment.

2006 — Entered the sub-surface Crude Storage segment (Visakhapatnam, Padur and Mangalore).

2010 — Successful FPO of 10% of its paid-up equity share capital

- Special dividend payout of 1000%

- Share split & bonus issue

2012 — Entered into production sharing contract with GoI for exploration blocks under NELP-IX

- Expansion into overseas Fertilizers project

2014 — Successful FPO of 10% of its paid-up equity share capital

- 'Navratna' status accorded to EIL

- OHSAS 18001 and ISO 14001 certified



Diversifying Beyond Hydrocarbons
(2015–20)

2015 — Asset Ownership in Fertilizer Segment with formation of Ramagundam Fertilizers and Chemicals Limited (RFCL), a Joint Venture of EIL, NFL & FCIL

- As part of Golden Jubilee celebrations, Hon'ble Prime Minister of India releases Coffee Table Book and Commemorative Postage Stamp

2016 — Divestment of 10% equity of Government of India through an Offer for Sale (OFS)

2017 — Issue of Bonus Shares and Buy back of EIL Shares

2018 — EIL forayed into bio-refinery project

2019 — Awarded first refinery consultancy project in Mongolia under LOC funding

2020 — Acquisition of minority stake in Numaligarh Refinery Ltd.

Scaling Globally
(2021–23)

2021 — Buy Back of EIL Shares

2022 — EIL declared to be a Net Zero corporate by the year 2035

- New Vision- "To be a Global Leader offering Total Energy Solutions for a Sustainable Future"

- Sustainable Aviation Fuel (SAF) technology development

2023 — Forayed into Defense sector

- Successful commissioning of 19 billion USD Dangote Refinery

- EIL's entry into Latin America

- Operational Excellence by Lean Management, Quality Circle, Six Sigma

The Next Horizon
(2024–25)

2024 — Winners of Golden Peacock Award for Risk Management 2024

- Elevated to Top Category Consultant Status in ADNOC, UAE

2025 — Sub-surface LPG Storage project

-Advanced Coal/Lignite Gasification New Offices in KSA & Guyana

Delivering at Scale, Creating Impact

Since 1965, we have helped shape India's industrial and energy landscape. From our beginnings as a refinery consultancy to becoming a globally recognised engineering and project management partner, our six-decade journey has been defined by innovation, excellence and purposeful growth. Today, that legacy powers industries, enables progress and helps build the future.

13

Fertiliser Projects

55

Pipeline Projects

4 Locations

Underground Storages

14

Major Petrochemical Projects

248

Offshore Projects including Process Platforms

33

Mining & Metal Projects

93

Major Refinery Projects including

11

Green-field Projects

30+

Power / Captive Power Projects

49

Onshore Oil & Gas Processing Projects

15

Ports & Storage Terminals

47

Infrastructure Projects

25

Turnkey Projects

15+

Gasification Assignments

Marquee Projects

- Dangote Refinery and Petrochemical
- HRRL Integrated Refinery and Petrochemical Complex
- GGSR Refinery and Cracker
- Strategic Storages – Visakhapatnam, Padur, Mangalore

Chairman and Managing Director's Message



Shri Atul Gupta
Chairman & Managing Director

Dear Shareholders,

Financial Year 2025-26 was the year your company revealed what its future looks like. This message to our shareholders is not only to report our order book of ₹15,109 crore or a landmark year of profitability, but to present an organisation that has used more than sixty years of engineering credibility as a springboard to garner a place in the future. The Company I now have the privilege of leading is consistently and actively writing the next chapter of India's energy and industrial story. EIL's ambitions know no boundaries. Transcending its oil and gas roots, EIL has planted its flag across diverse, high-impact sectors — from energy-efficient infrastructure and data centers to defence, ferrous, non-ferrous metallurgy, critical minerals, and nuclear energy. While it charts these new frontiers, EIL is looking forward to enhancing its presence on the world stage as a leader in sustainability, decarbonization, and green energy — driving India's clean energy transition with purpose and power.

This year's Annual Report theme, "Growth, Engineered Through DRIVE," articulates EIL's strategic framework for building a stronger, more agile and future-ready enterprise. DRIVE integrates five mutually reinforcing priorities: **Digital Transformation and AI Adoption**, to enhance intelligence, agility and decision-making; **Resilient Operational Excellence**, to strengthen execution and institutional resilience; **Innovation and Technical Excellence**, to sustain our engineering leadership; **Value-led Business Growth and Diversification**, to expand our portfolio and unlock emerging opportunities; and **Excellence in Human Capital**, to empower our people as the principal architects of progress.

Together, the five pillars of DRIVE form a cohesive roadmap for EIL's sustainable transformation. They connect our legacy with our ambitions and engineering excellence with enterprise value. As we move forward, our focus will remain on executing this strategy with discipline, strengthening the trust of our clients and shareholders, and converting emerging possibilities into measurable outcomes. Through DRIVE, EIL is not merely preparing for the future; we are engineering it—responsibly, intelligently and with an unwavering commitment to excellence.

Global energy investment is entering a decade of extraordinary complexity where nations are hedging between hydrocarbons and hydrogen, refiners are chasing both barrels and batteries, and industrial economies are racing to secure supply chains even as they race to decarbonise them. Very few engineering organisations in the world are positioned, as your Company is, to serve clients across both realities at once, and fewer still can do so with the domestic depth and international trust EIL has earned. That is the opportunity in front of us, and this report is an account of how emphatically we began seizing it in FY 2025-26.

Looking ahead, we are committed to steering EIL's next phase of growth through accelerated overseas expansion and strategic diversification. Your Company aims to leverage its deep engineering and project management expertise in hydrocarbons to strengthen its presence across high-potential international markets, while expanding into infrastructure, renewables and emerging sunrise sectors. This calibrated strategy is designed to build a more diversified, resilient and future-ready EIL with a stronger global footprint.

The five pillars of DRIVE form a cohesive roadmap for EIL's sustainable transformation. They connect our legacy with our ambitions and engineering excellence with enterprise value.

The Numbers that Created New Milestones

Your Company delivered this year's performance against a global backdrop that could be described as dynamic and challenging. World GDP growth moderated amid persistent geopolitical tensions and trade realignments, with advanced economies expanding modestly even as emerging markets grew faster. Global energy investment remained resilient, reflecting the world's continued focus on both conventional energy and the transition to low-carbon systems. Closer to home, India's economy provided a considerably stronger tailwind, reaffirming its position as the world's fastest-growing major economy. The domestic growth was supported by robust public capital expenditure and sustained investment across refining, petrochemicals, and infrastructure.

It was against this two-speed environment, buoyant domestic fundamentals set against a more turbulent international climate, that your Company delivered its strongest financial year on record.

Your Company's total income for FY 2025-26 reached ₹4,05,886 Lakhs, which is a historical high, up from ₹3,19,800 Lakhs in the previous year, an increase of

ENGINEERING POSSIBILITIES WITH ROBUST FINANCIAL GROWTH

Financial Highlights FY 2025-26

nearly 27%. Within this, our **Consultancy & Engineering Contracts** revenue grew to ₹1,78,204 Lakhs from ₹1,67,876 Lakhs. Our **Turnkey Contracts** revenue grew more than 1.5 times in comparative terms, rising to ₹2,06,781 Lakhs from ₹1,34,959 Lakhs, as several large LSTK and OBE assignments moved into their most intensive phase of execution. Other income for the year stood at ₹20,901 Lakhs.

Profitability outpaced this revenue growth. Profit Before Tax (PBT) rose to ₹83,350 Lakhs from ₹61,673 Lakhs, and Profit for the Year (PAT) climbed to ₹63,874 Lakhs from ₹46,524 Lakhs, a jump of nearly 37%. These are the highest ever profitability numbers posted by your company. Operating margin expanded to 16.22% from 14.76%, and EBITDA rose to ₹87715 lakhs from ₹65867 lakhs in the prior year.

Earnings per share reached ₹11.36, our highest ever, against ₹8.28 previously. On a consolidated basis, profit for the year rose to ₹69159 lakhs from ₹57977 lakhs, an increase of approximately 19%.

Further, our wholly owned subsidiary CEIL also recorded a Profit after Tax (PAT) of ₹ 2471 lakhs, up from Rs 2062 lakhs in the previous year while our Joint venture RFCL had recorded PAT of Rs 4737 lakhs. The subsidiary & Joint Venture contributed to the consolidated profits.

In light of this performance, your Board has recommended a final dividend of ₹2.50 per share on a face value of ₹5, in addition to the ₹2.50 per share already paid as interim dividend during the year. The full-year dividend therefore totals ₹5 per share, effectively 100% of face value, amounting to ₹28,102.12 Lakhs and a payout ratio of 44% of standalone profits.

Two Engines Creating Momentum

Our results this year are best understood as a product of two engines firing in tandem and in a controlled manner.

The Consultancy & Engineering Projects segment delivered revenue of ₹1,78,204 Lakhs and segment profit of ₹42,366 Lakhs. This year's number reflects the natural rhythm of assignment mix within what remains our highest-margin line of business. It was the Turnkey Projects segment that showcased reliability and was a catalyst for this year's story. The segment delivered revenue of ₹2,06,780 Lakhs and segment profit of ₹35,610 Lakhs, more than trebling the ₹10,539 Lakhs recorded a year earlier. This performance could be associated with our large domestic execution portfolio maturing into its most productive phase. Together, our two segments generated total operating profit of ₹77,976 Lakhs, Highest ever in the company's history.

It is worth pausing to discuss what this execution actually looked like on the ground, because a strong order book means little without the discipline to deliver. Our Construction division commissioned or mechanically completed more than forty major units and packages this year, spanning the HRRL Rajasthan Refinery, the Panipat expansion, the Dahej and Chhara LNG terminals, and pipeline crossings across the country. Among these, our project team achieved a landmark of its own. A Horizontal Directional Drilling pullback of 4,058 metres across the Brahmaputra for the Paradip-Numaligarh Crude Oil Pipeline, the longest HDD crossing ever executed for a 26-inch pipeline diameter anywhere in the world, surpassing our own 4,027-metre crossing of the Ganga achieved earlier under the very same project.

A Record Order Book, Built Assignment by Assignment

Total business secured during the year totalled ₹7,978 crore, lifting our order book to an all-time high of ₹15,109 crore as on March 31, 2026, up from ₹11,717 crore

Guru Gobind Singh Refinery, Bhatinda

Total income for FY 2025-26 reached ₹4,05,886 Lakhs, which is a historical high, up from ₹3,19,800 Lakhs in the previous year, an increase of nearly 27%. Within this, our Consultancy & Engineering Contracts revenue grew to ₹1,78,204 Lakhs from ₹1,67,876 Lakhs.

a year prior. Of this inflow, consultancy accounted for ₹6,009 crore, with turnkey business contributing a further ₹1,968 crore.

Across the **Oil and Gas** value chain, the year brought both completions and fresh mandates worth recording individually. In the offshore and LNG space, we commissioned two LNG Storage Tanks for Petronet LNG at Dahej, achieved mechanical completion and commissioning of the LNG Import, Storage and Regasification Terminal at Chhara, and completed the breakwater at Konkan LNG, Dabhol, now certified as an all-weather port. We continue as EPCM consultant for the phased expansion of the Dahej Regasification Terminal, taking capacity first from 17.5 to 20 MMTPA and now onward to 22.5 MMTPA for Petronet LNG.

Our **Pipelines** business delivered PMC services for a Gas Turbine Compressor installation at GAIL, Gandhar, storage augmentation works at GAIL, Vijaipur, and a completed section of the Dhamra-Haldia pipeline, while we continue to execute over a dozen major cross-country pipeline projects, most notably the 1,637 km Paradip-Numaligarh Crude Oil Pipeline and the Dobhi-Durgapur-Haldia Natural Gas Pipeline.

In Petroleum Refining, we delivered projects that mark significant additions to India's refining capacity and reinforce our leadership in executing complex energy infrastructure.

Among the highlights was the successful commissioning of one of the world's most complex refinery modernization projects the Vizag Refinery Modernisation Project, featuring the world's largest Residue Upgradation Facility (RUF).

We also contributed to the commissioning of Rajasthan Refinery & Petrochemical Project, India's first integrated refinery-cum-petrochemical complex, with a petrochemical intensity of 26%—one of the highest globally—setting new benchmarks in value maximization and operational efficiency.

Further strengthening the nation's green energy transition, India's first bamboo-based biorefinery was dedicated to the Nation by the Hon'ble Prime Minister. The pioneering facility processes non-food biomass into sustainable fuels, advancing the country's bio-economy and renewable energy ambitions.

In **Petrochemicals**, we completed a 60 KTPA Polypropylene plant at GAIL's Pata complex, while continuing as PMC for the Ethylene Cracker Unit at the Bina Petrochemical & Refinery Expansion Project and progressing the Naphtha Cracker, HDPE, and Polypropylene units of the Paradip Petrochemical Complex for Indian Oil Corporation.

Infrastructure has emerged as one of the strongest pillars of our diversification strategy, delivering projects of national importance while demonstrating EIL's ability to execute world-class infrastructure with speed, precision, and excellence.

During the year, EIL successfully developed the IPSHEM facility for India Energy Week 2026 within exceptionally stringent timelines. The facility showcased our engineering and project execution capabilities to the world and earned widespread appreciation from global leaders and delegates attending the conference hosted by ONGC in Goa.

We also successfully completed the Reserve Bank of India's Greenfield Data Centre and Training Institute at Bhubaneswar, delivering a state-of-the-art digital infrastructure that reinforces EIL's growing capabilities in developing mission-critical national assets.

Our long-standing association with the Shri Ram Temple Complex at Ayodhya continued through Project Management Consultancy and third-party audit services, contributing to one of the country's most significant national projects. We also advanced the development of institutional campuses for IIT Jodhpur, IIT Jammu, IIM Nagpur, and several other premier institutions, further strengthening India's knowledge infrastructure.

These accomplishments reflect the growing confidence that leading institutions place in EIL and underscore our successful transformation into a diversified engineering organization, creating enduring value well beyond the energy sector.

In **aviation segment**, we completed Independent Engineer service assignment for the Noida International Airport, Bhogapuram International Airport, both of which have been inaugurated by the Hon'ble Prime Minister. We are also executing the Leh Airport domestic terminal as PMC which is in the final stages of completion. We have also secured the assignment for carrying out the revised DPR for a second runway at the proposed Greenfield Airport on Great Nicobar Island.

Carrying the EIL Flag, Abroad

Overseas consultancy contributed ₹4,929 crore this year, close to 62% of all fresh business secured, and our international story this year had a strong focus on Africa. Our flagship Dangote Refinery and

EIL Engineers at Rajasthan Refinery Project

Our flagship Dangote Refinery and Petrochemical Project in Nigeria, the world's largest single-train refinery at 650,000 BPSD, saw all process units, utilities, and offsite facilities fully commissioned during the year, with the plant now shipping gasoline, kerosene, diesel, LPG, ATF, and polypropylene to markets.

Petrochemical Project in Nigeria, the world's largest single-train refinery at 650,000 BPSD, saw all process units, utilities, and offsite facilities fully commissioned during the year, with the plant now shipping gasoline, kerosene, diesel, LPG, ATF, and polypropylene to market. On the strength of that delivered trust, we were awarded the EPCM mandate for the Dangote Train-2 expansion, valued at approximately $360 million, and a separate PMC and EPCM contract for a new four-train Dangote Fertiliser Project at Lekki, Lagos, valued at approximately $70 million.

Equally significant was our entry into a new market through the operationalisation of our office in the Kingdom of Saudi Arabia, backed by a long-term in-Kingdom services agreement with Saudi Aramco. This gives your Company a genuine seat at the table as investments unfold across refining, petrochemicals, and green hydrogen, in the middle east and provides us an excellent opportunity to engage as in-country partner.

In other international markets, we sustained progress on the 1.5 MMTPA grassroots refinery in Mongolia under a Government of India Line of Credit through Exim bank. We also made progress on the Guyana Integrated NGL Plant and CCGT Power Plant for the Government of Guyana, while continuing our long-standing engagements with ADNOC in the UAE, Bapco Refining in Bahrain, Sonatrach in Algeria, and KNPC in Kuwait.

However, we also acknowledge that the security situation in parts of the Middle East introduced caution into client decision-making in the closing months of the year. It is precisely the breadth of our presence elsewhere, in Africa, Central Asia, and the Americas, that allowed our overall international order momentum to remain resilient despite these challenges.

Investing in the Science Behind the Structures

Every structure your Company builds begins, years earlier, as a question asked inside our R&D Centre in Gurugram, and this year, the pace of that questioning accelerated in step with our order book. Our technology portfolio now runs to more than forty process technologies and, around sixty per cent of which are commercialised patents. Our patent estate grew meaningfully this year with 24 new applications filed and 10 grants secured, taking our active portfolio to 58 granted patents with a further 74 pending. EIL's indigenously developed technologies have been successfully commercialised and extensively deployed across India's refining sector, strengthening the nation's technological self-reliance.

Where this mattered most in FY 2025-26 was at the frontier of the energy transition. We continued commercialising our Sustainable Aviation Fuel technology, extended EngCO□चित्रण®, our indigenous carbon-accounting platform, from refining and upstream assets into petrochemical plants, and signed a fresh Memorandum of Agreement with IIT Kanpur on green hydrogen production via solar thermal cracking and ammonia decomposition, alongside our continuing CO□-to-Methanol research programme with IIT Roorkee. Underground, our engineers extended their record in complex crossings; on the surface, in the laboratory, our scientists extended their record in process technology. Both, I would submit, are R&D in the fullest sense of the word.

Digital and AI transformation at the Heart of Excellence

Digitalization and AI transformation is now central to how work is done across sectors, and India has made building indigenous capability a national priority. The enduring advantage will belong to organisations that combine AI with deep domain expertise. In the field of engineering and project execution, six decades of that expertise is the harder half of the combination to acquire, and your Company already has it.

Our own pathway towards digitalization and AI led transformation is already underway. EngAIDesign, now deployed across all new EIL projects, has optimised instrumentation cabling by close to a fifth and is delivering extensive capital cost savings on large refinery projects. EngAICosting has brought explainable AI to procurement-grade cost estimation. EngAIPredixon, now patent-pending, applies AI to predictive asset integrity monitoring. Each was built in-house, by AI engineers working alongside experienced EIL specialists — this fusion, not AI alone, is our strength.

Building on this foundation, we are placing AI at the heart of our pursuit of Operational Excellence, Business Growth and People Excellence — Operational Excellence through faster engineering, smarter execution and greater project certainty; Business Growth through differentiated AI-enabled engineering and digital solutions that the industry can adopt; and People Excellence by empowering every EILian with AI capabilities so that technology amplifies human judgement and experience. Underpinning all three is continued investment in compute and the flexibility to adapt as field of AI itself evolves.

Your Company intends not merely to participate in this transition, but to lead it — responsibly, purposefully and in enduring service of our clients, our people and our shareholders.

Measured Progress Toward Net Zero

Our commitment to achieving Net Zero emissions (Scope 1 and 2) by 2035 remains unchanged, and this year's numbers show real movement rather than intention alone. We commissioned an additional 130 KWp of solar capacity, taking installed Solar Photovoltaic capacity to 1,422 KWp from 1,292 KWp, a growth of over 10%, and generated 11,55,653 kWh of renewable power during the year, evading an estimated 817 tonnes of CO□-equivalent emissions in the process. Combined with continued Building Management System deployment, these measures helped reduce our combined Scope-1 and Scope-2 emissions by approximately 5.70% compared to the previous year. Our demonstration Compressed Biogas plant at Gurugram, which converts our own campus waste into energy, which is now in advanced stage of commissioning, and we broke ground on a larger, CBG facility at Kolhapur, Maharashtra, with a 5 TPD capacity fed by 125 TPD of press mud from nearby sugar mills. This is our first venture beyond consultancy into owning and operating clean-energy infrastructure ourselves, a meaningful evolution in how we participate in the energy transition.

Water and waste management received the same disciplined attention. We expanded rainwater harvesting capacity across our facilities through additional harvesting pits, while our Sewage Treatment Plants now support a wider programme of treated-

LPG Cavern Project, Mangalore

Leveraging its strong engineering and R&D capabilities, EIL is also advancing the Make In India technology vision through development and deployment of indigenous technologies across the energy value chain, strengthening India's technological self-reliance.

water reuse for horticulture and general utility purposes, easing our dependence on fresh water. On the construction sites that generated most of this year's turnkey revenue, we leaned further into precast and modular techniques, prefabricated SV station buildings, pipe sleepers, cable trenches and drains, which measurably reduced construction and demolition waste at our hydrocarbon and infrastructure sites alike. None of this is dramatic on its own; taken together, it is how a company our size actually moves the needle on its 2035 commitment.

Strengthening the Domestic Supply Chain

Supporting the Indian Manufacturing Industry has been the endeavour of your company since its inception. As a Public Sector Undertaking, we treat the health of India's manufacturing base as inseparable from our own success. As of today, we have a strong database of over 2768 vendors and 580 contractors enlisted for over 850+ items and 70+ services across the hydrocarbons, infrastructure and energy sector value chains. Since 2020, we enlisted the first Indian supplier in 69 item categories and a second in a further 127, taking our cumulative Aatmanirbhar-1 and Aatmanirbhar-2 enlistments to 196 item categories. Under the Make in India policy, we enlisted or upgraded 2 more manufacturers across 3 product categories, bringing the cumulative count to 48 categories and 31 manufacturers, while our Prototype Route has, to date, supported 7 manufacturers across 8 categories. We have also supported number of startups in their growth journey. EIL hosted a Make in India Pavilion at India Energy Week 2026, showcasing 36 domestic suppliers, and convened 14 vendor meets during the year, several dedicated specifically to MSE-SC/ST and women entrepreneurs. The development of our domestic manufacturing industry is being enhanced to international standards and competence, enabling our suppliers to compete globally. Leveraging its strong engineering and R&D capabilities, EIL is also advancing the Make In India technology vision through development and deployment of indigenous technologies across the energy value chain, strengthening India's technological self-reliance. These endeavours contribute immensely towards Hon'ble Prime Minister's vision of 'Viksit Bharat'.

The People Who Make These Numbers Possible

No figure in this letter exists without the 2,747 professionals, who make up your Company as on March 31, 2026, with 3.31% of that workforce deployed on international assignments. Notably, this growth was delivered against an attrition rate of just 2.34% a year and an average workforce age of under 41, a stability that let us absorb a rapidly expanding order book, to keep pace with project execution demands.

I am proud that this workforce, and the systems built around it, earned your Company the Golden Peacock HR Excellence Award in February 2026, recognition of our competency-based development architecture and our KRA/KPI-driven Performance Management System. Our leadership pipeline, Shikhar for senior officers, Aarohan now in its fourteenth batch, and Pragaman for junior management, continues to be the mechanism by which today's engineers become tomorrow's project leaders. We also carried our expertise beyond our own borders, training over 60 delegates from Mongolia this year under the ITEC programme of the Ministry of External Affairs, including our We-Lead Women Leadership Programme.

On inclusion, women constitute approximately 11.9% of our workforce

Assam Bio Refinery Project

The Hon'ble Prime Minister's Independence Day articulation of 'Saptadhara' — the seven streams of national strength — finds particular resonance for your Company in technology, infrastructure and the green economy, sectors where EIL is already deepening its footprint, reaffirming the alignment between EIL's diversification agenda and the nation's own.

with 96% serving in the officer cadre. We continue to promote a supportive and inclusive workplace through women-centric welfare measures, health initiatives and employee engagement programmes facilitated by dedicated Women Forum. Their professional growth is further strengthened through our Mother-to-Mother Mentoring programme and crèche facility at our Gurugram Complex. We remain fully compliant with Presidential Directives on reservation, with SC and ST representation at 18.6% and 5.4% respectively, OBC representation at 20.7%, and 44 employees with disabilities on our rolls. This year we also ran health camps and educational support programmes across tribal communities near our project sites.

Standing With the Communities We Work Among

Our CSR programme this year reached communities in tangible, specific ways. We constructed sanitary hygiene infrastructure across ten locations in Shahjahanpur and a further 75 units spanning Unnao, Kanpur Dehat, Ghaziabad, and Meerut. We also have a Mobile Health Clinic Van for migrant workers in Gurugram, water purification systems for schools and public institutions across West Jaintia Hills, Meghalaya and a new dormitory facility at a Multi-Specialty Hospital in Ankleshwar. At Barmer, our Medical Van, deployed under Project Sanjivani, has now carried primary healthcare to over 20,000 beneficiaries in underserved rural communities around the HRRL site, a scale of reach that reflects how deeply our largest projects are woven into the regions that host them.

The Road Ahead

I take on this opportunity at a moment when India's own growth story provides considerable tailwind. Our real GDP growth of 7.7% this year keeps us the fastest-growing major economy in the world, backed by public capital expenditure now at ₹12.2 lakh crore for FY 2026-27 and continuing momentum under PM Gati Shakti, the National Industrial Corridor Development Programme, and the newly sanctioned Bharat Audyogik Vikas Yojana and other GOI Initiatives. The Hon'ble Prime Minister's Independence Day articulation of 'Saptadhara' — the seven streams of national strength — finds particular resonance for your Company in technology, infrastructure and the green economy, sectors where EIL is already deepening its footprint, reaffirming the alignment between EIL's diversification agenda and the nation's own.

My own reading of this moment is one of confidence. While expanding global footprints, we will target higher order inflow and more opportunities in the diversification, infrastructure, defence, nuclear, and energy transition that already accounts for a growing share of what we win. An order book of ₹15,109 crore is a multi-year revenue visibility that gives us the room to make these choices for organizational growth.

In Closing

I want to close by acknowledging the institutions and people whose confidence makes this Company's work possible. The Ministry of Petroleum and Natural Gas and the wider Government of India, whose policy direction continues to shape the environment in which we operate; our clients across India and overseas, whose repeat trust is the truest measure of our engineering quality; our statutory auditors, and the Comptroller and Auditor General of India, for their continued diligence and counsel; and every employee of this Company, whose work over six decades has built and transformed EIL into the institution, I now have the honour of leading.

To you, our shareholders, I offer my sincerest thanks for your continued faith in this Company. I step into this role inheriting a business performing strongly across every key indicator, and I do not take that inheritance lightly. I assure you that in the coming years, your Company will scale new heights across ESG, operational, and financial metrics. I look forward to your support and reporting that progress to you in the years ahead.

Thank you.

Atul Gupta
Chairman & Managing Director

Board of Directors

Left to Right
(Sitting)

Shri Atul Gupta
Chairman and Managing Director

Left to Right
(Standing)

Shri Subhas Balakumar
Director (Projects)

Shri Mahesh Kumar Goyal
Non-Official Independent Director

Shri Kapil Verma
Director - Government Nominee

Left to Right
(Sitting)

Shri Sanjay Jindal
Director (Finance) & CFO

Shri Arun Kumar
Director - Government Nominee

Left to Right
(Standing)

Shri Rupesh Kumar Singh
Director (HR)

Shri Rajiv Agarwal
Director (Technical)

Shri Shambhu Nath Keshri
Non-Official Independent Director

Smt. Kahuli Sema*
Non-Official Independent Director

Shri Ashish Kumar Gupta*
Non-Official Independent Director

* Not in Picture

Chairman & Managing Director

Shri Atul Gupta
(w.e.f. 29.06.2026)

Smt Vartika Shukla
(till 28.02.2026)

Shri Praveen M Khanooja
Addl. Secretary, MoPNG
(from 01.03.2026 to 29.06.2026)

Director (Finance)
Shri Sanjay Jindal

Director (Commercial) (Addl. Charge)
Shri Atul Gupta
w.e.f. 30.6.2026

Director (Technical)
Shri Rajiv Agarwal

Director (Projects)
Shri Subhas Balakumar

Director (HR)
Shri Rupesh Kumar Singh

Non-Executive Directors

Shri Arun Kumar
Director (Govt. Nominee)

Shri Kapil Verma
Director (Govt. Nominee)
(w.e.f. 19.06.2025)

Shri Deepak Mhaskey
Non-Official Independent Director
(till 27.03.2026)

Smt Karuna Gopal Vartakavi
Non-Official Independent Director
(till 27.03.2026)

Shri Mahesh Kumar Goyal
Non-Official Independent Director
(w.e.f. 16.05.2025)

Shri Shambhu Nath Keshri
Non-Official Independent Director
(w.e.f. 21.05.2025)

Shri Ashish Kumar Gupta
Non-Official Independent Director
(w.e.f. 14.08.2026)

Smt Kahuli Sema
Non-Official Independent Director
(w.e.f. 14.08.2026)

Shri Atul Gupta
DIN: 09704622

Chairman and
Managing Director

C C M

Shri Atul Gupta is the Chairman & Managing Director of Engineers India Limited (EIL) with effect from June 29, 2026, and also holds additional charge of Director (Commercial). A Mechanical Engineer from Govind Ballabh Pant University of Agriculture & Technology (GBPUAT), Pantnagar, he joined EIL as a Management Trainee in 1992 and has built a distinguished career of over three decades spanning project execution, construction management, business development, commercial leadership and corporate management. He has led large multidisciplinary teams in the delivery of complex, multi-billion-dollar projects for leading clients in India and overseas, with deep cross-functional expertise across the entire project lifecycle and diverse execution modes.

Prior to taking the charge of C&MD, Shri Gupta, serving as Director (Commercial), played a pivotal role in strengthening EIL's business growth and international presence. During FY 2025–26, EIL's standalone order book reached a new high of ₹1,51,093 million, while the overseas consultancy order book also stood at a high of ₹64,912 million. Business secured during FY 2025–26 stood at ₹79,781 million, with significant international consultancy and major business wins across the Middle East and Africa. These achievements strengthened EIL's credentials as a leading global engineering and project management organisation. During this period, EIL also established a new branch office at Al Khobar, Saudi Arabia, which is being scaled up towards full operational readiness.

He also played a key role in strengthening EIL's supplier ecosystem through digital procurement processes that enhanced efficiency, transparency, governance and sustainability. His efforts led to widening the domestic vendor base, encouraged greater participation of women entrepreneurs and developed supplier capabilities across emerging sectors, thereby reinforcing EIL's competitiveness and advancing self-reliance.

Shri Gupta contributed to broadening EIL's business portfolio beyond its traditional hydrocarbon domain into high-growth sectors including data centres, infrastructure, airports, nuclear, renewables, ferrous and non-ferrous metallurgy, defence, fertilizers, power and biofuels. He is now spearheading the Company's expansion into other emerging and high-potential sectors, including critical minerals, maritime infrastructure and coal gasification, while further strengthening EIL's presence across international markets.

Shri Gupta believes in technical and execution excellence, customer-centricity and sustainable value creation, with a strong emphasis on organisational effectiveness. Through disciplined leadership, he has strengthened corporate governance, streamlined business processes and forged strategic collaborations aligned with the Company's long-term priorities. His initiatives have strengthened project delivery, improved organisational performance and advanced the Make in India initiative through the indigenisation of technologies and equipment.

Central to Shri Gupta's leadership philosophy is the belief that employees are the Company's greatest strength. He places the highest priority on talent development, knowledge sharing, leadership development and fostering a culture of collaboration, innovation and continuous learning. He has consistently championed the adoption of digital technologies, including Artificial Intelligence, to enhance operational excellence, accelerate project delivery and improve organisational effectiveness.

Shri Gupta is steering EIL with a vision centred on business growth, digitalisation and excellence across technical, operational and human capabilities. Building on EIL's strong foundation and six decades of engineering and project execution experience, he is committed to strengthening the Company's ability to transform client aspirations into high-performing assets delivering enduring value. He is committed to building a resilient, agile and future-ready EIL that continues to contribute meaningfully to India's energy security, industrial advancement and sustainable development.

Shri Gupta also serves as Part-time Chairman of Certification Engineers International Limited (CEIL), EIL's wholly owned subsidiary, as an Invitee to the Boards of Numaligarh Refinery Limited (NRL), Indian Strategic Petroleum Reserves Limited (ISPRL) and also Member Safety Council - OISD.

C- Chairman **M**- Member

- Audit Committee
- HR Committee
- Nomination and Remuneration Committee
- Risk Management Committee
- Stakeholders' Relationship Committee
- CSR Committee
- Project Review and Monitoring Committee

Shri Sanjay Jindal
DIN: 09223617

Director (Finance) & CFO

M M M M

Shri Sanjay Jindal is the Director (Finance) & CFO of our Company. Shri Jindal is B.Com (Hons.) from Delhi University and a member of the Institute of Cost Accountants of India. Shri Jindal had joined EIL in 1992 and has rich and versatile experience in finance and cost accounting of more than 33 years in Hydrocarbon sector. He has handled entire spectrum of Finance and Accounts functions, especially Facilitating Project execution from Bidding to Contract closure, Project Financing, investments, taxation, implementation of Internal Financial Control Systems, Financial Reporting etc. Shri Jindal has also served as Chief Financial Officer of Ramagundam Fertilisers and Chemicals Limited (RFCL).

Shri Rajiv Agarwal
DIN: 09748894

Director (Technical)

M M M

Shri Rajiv Agarwal is the Director (Technical) of our Company. He is a Chemical Engineer from the Indian Institute of Technology, Roorkee (formerly known as University of Roorkee). He has more than 36 years of experience in Process Design & Engineering of Refineries/ Petrochemicals, Fertilisers & Gas Processing Complexes, Offshore facilities & Coal /Coke gasification plants.

He is responsible for functioning of Technology Divisions including R&D, Engineering Divisions & Equipment Divisions under his portfolio. He is spearheading the Company's initiatives towards India's net-zero commitments. Under his leadership, EIL is pursuing projects and opportunities across green hydrogen, green ammonia, sustainable aviation fuel, biofuels, carbon capture, concentrated solar power, wind energy and nuclear energy.

He is also driving EIL's digital transformation, including the development of AI-enabled tools and integrated digital solutions for end-to-end project monitoring from procurement and engineering to implementation and construction at site.

He is part-time Chairman of Ramagundam Fertilisers & Chemicals Ltd (RFCL), a Joint Venture company of EIL & NFL as major partners.

C- Chairman **M**- Member

- Audit Committee
- HR Committee
- Nomination and Remuneration Committee
- Risk Management Committee
- Stakeholders' Relationship Committee
- CSR Committee
- Project Review and Monitoring Committee

Shri Subhas Balakumar
DIN: 10411610

Director (Projects)

M M M M

Shri Subhas Balakumar is the Director (Projects) of our Company. He is a graduate in Civil Engineering from Government College of Engineering, Tirunelveli, Tamil Nadu in 1988 and brings with him around 38 years of exemplary leadership and project execution excellence. He joined EIL in 1991, beginning his journey at Digboi Refinery Modernisation Project in Assam. He is a fellow in Institution of Engineers (India) and lifetime member in Indian Concrete Institute.

Throughout his distinguished career, Shri Balakumar has been at the helm of some of the most prestigious and complex projects in the Refinery, Petrochemical, Pipeline, Power, Metallurgy and Infrastructure sectors — both in India and across international geographies. His strategic foresight, combined with deep technical expertise, has consistently driven timely, safe and benchmark-setting project delivery.

Under his dynamic leadership, EIL has successfully completed many landmark projects, including commissioning of all major units of Vizag Refinery Modernisation Project of HPCL, HPCL's Rajasthan Refinery Project & appreciable progress in IOCL's Panipat Refinery Expansion (P25) project. On the global stage, Shri Balakumar led the execution & successful commissioning of 650,000 BPD Grassroot Refinery and Petrochemical Project in Nigeria and achieved many critical milestones in projects such as Grassroot Refinery Project in Mongolia, Integrated NGL and Power Plant Project in Guyana and other major assignments in the Middle East including Abu Dhabi office operations.

As a leader of the Project Directorate, he has driven operational excellence by streamlining systems and processes, fostering innovation, adopting better contract & construction management practices, enhancing execution capabilities etc. His tenure as Executive Director (Projects) saw EIL expand and excel in niche infrastructure projects including Data Centres, R & D Complexes, Institutional Buildings and High Speed Rail project.

He has been instrumental in implementing next-generation project management practices, including the pioneering use of AI/ML-enabled HSE & progress monitoring technology at one of India's major refinery projects, reflecting his commitment to innovation and digital transformation.

A strong proponent of Health, Safety and Environment (HSE), Shri Balakumar has embedded a culture of safety across all EIL projects. His unwavering focus on compliance and risk mitigation has earned widespread recognition, with numerous safety awards and accolades from clients and industry bodies.

He is also on the Board of Ramagundam Fertilisers & Chemicals Ltd (RFCL), a Joint Venture company of EIL & NFL as major partners.

C- Chairman **M**- Member

- Audit Committee
- HR Committee
- Nomination and Remuneration Committee
- Risk Management Committee
- Stakeholders' Relationship Committee
- CSR Committee
- Project Review and Monitoring Committee

Shri Rupesh Kumar Singh
DIN: 10879433

Director (HR)

M M M

Shri Rupesh Kumar Singh is the Director (HR) of our company having over 34 years of distinguished experience across the refinery, petrochemical and infrastructure sectors. He joined as a Management Trainee in 1991 and rose through the ranks to assume charge as Director (HR) in December 2024. Currently, he is spearheading strategic human resource management in line with EIL's business goals and various GOI directive & policies.

Combining a foundational civil engineering degree from IIT Kanpur with an MBA in Finance (IGNOU) and global certifications (SHRM-CP, PMI-PMP) & HRM - Labour Law Certification-ILMS, Shri Singh seamlessly bridges the gap between complex project execution with strategic human resource development. Prior to his current role, he served as Executive Director and head of EIL's Construction Division, overseeing various projects valued at nearly 25 Billion USD across 60 sites in India and abroad, including Mongolia, Guyana and the Middle East. He led GoI's flagship program Namami Gange (2016-18) as head of site project team for survey and construction of Ghats/ Crematoria across the Uttar Pradesh stretch.

As Director (HR), Shri Singh drives comprehensive organizational transformation through the integration of AI-powered HR systems, digital administrative workflows and progressive HSE safety models. His leadership has been central to modernizing employee welfare through the transition to the National Pension System (NPS), enhanced health programs and compassionate relief frameworks.

Beyond core corporate administration, Shri Singh led EIL's strategic collaboration with the Ministry of External Affairs under the ITEC program to position EIL as a 'Global Learning Partner'. Under his dynamic leadership, EIL's progressive people management and competency frameworks were recognized with the prestigious Golden Peacock HR Excellence Award (2025) and the BML Munjal Award (2026).

He is part of many committees like Governing council of Hydrocarbon Sector Skill Council (HSSC), Fellow Member of Institution of Engineers, Senior Professional Engineers-Engineering Council of India, Life Time member of American Institute of Concrete (India Chapter). He has presented several papers in international conferences in various fields like modern trends in construction technologies, structural steel construction for mega projects etc.

He is also on the Board of Certification Engineers International Limited (CEIL), a wholly owned subsidiary of EIL.

C- Chairman **M**- Member

- Audit Committee
- HR Committee
- Nomination and Remuneration Committee
- Risk Management Committee
- Stakeholders' Relationship Committee
- CSR Committee
- Project Review and Monitoring Committee

Shri Arun Kumar
DIN: 10627518

Director - Government Nominee

M

Shri Arun Kumar is the Government Nominee Director of our Company. Presently, Working as Director (Marketing), Ministry of Petroleum and Natural Gas, have worked in various capacities in Ministry of Home Affairs, Erstwhile Planning Commission, Ministry of Education, Ministry of Labour & Employment, Ministry of Steel, Ministry of Mines, Ministry of Rural Development and Ministry of Agriculture and Farmers Welfare.

Shri Kapil Verma
DIN: 09056466

Director - Government Nominee

M

Mr. Kapil Verma is a graduate in Mechanical Engineering from Indian Institute of Technology (IIT) Roorkee (erstwhile University of Roorkee). He began his career as a Graduate Engineer Trainee in Larsen & Toubro (L&T) and served Oil and Natural Gas Corporation (ONGC). He is an officer of prestigious Indian Defence Service of Engineers (IDSE) cadre under the Military Engineer Services (MES). Throughout his career, Mr. Verma has worked closely with the Indian Army, Navy, Air Force and the Defence Research and Development Organisation (DRDO) on projects of national importance.

He has extensive exposure to multidisciplinary teams and inter-agency coordination in the areas of policy implementation, contract management and strategic planning. His engineering acumen, coupled with a strong administrative orientation, has significantly enhanced his decision-making capabilities. His collaborative approach enables him to assess the broader societal impact of policy decisions.

Mr. Verma is currently serving as Director (Admin and Petchem) in the Ministry of Petroleum and Natural Gas (MoPNG). Prior to joining the Board of Engineers India Limited (EIL), he served as a Government Nominee Director on the Boards of Brahmaputra Cracker and Polymer Limited (BCPL) and Bharat Petro Resources Limited (BPRL).

C- Chairman **M**- Member

- Audit Committee
- HR Committee
- Nomination and Remuneration Committee
- Risk Management Committee
- Stakeholders' Relationship Committee
- CSR Committee
- Project Review and Monitoring Committee

Shri Mahesh Kumar Goyal
DIN: 03153793

Non-Official –
Independent Director

C M M C M M

Shri Mahesh Kumar Goyal is a fellow of Chartered Accountants of India and Bachelor of Commerce with over 30 years of professional experience. He is the founder of Mahesh Prem Goyal & Co., Chartered Accountants and is serving to diverse clientele, including manufacturers, traders, educational institutions, banks, companies and NGOs. His expertise spans accountancy, auditing, finance, company law, taxation (direct and indirect) and management consultancy.

In addition to his professional work, Mr. Goyal is deeply engaged in social and organizational activities and has held key roles in institutions such as ICAI, Swami Vivekanand Kendra, Swadeshi Jagran Manch etc. He currently serves as the National General Secretary (Organization) of the Rashtriya Vyapar Sewa Sangh. Mr. Goyal is also Non-Official Independent Director on the Board of CEIL (a wholly owned subsidiary of EIL).

He also runs a YouTube channel, using it as a platform to raise awareness on important social and taxation issues, with topics including "One Nation One Election," capital gains taxation, VAT on fuel and property stamp duty rates. He is also serving as Non Official Independent Director on the Board of Certification Engineers International Limited (CEIL), a wholly owned subsidiary of EIL.

Shri Shambhu Nath Keshri
DIN: 11116634

Non-Official
Independent Director

M M M C C M

Shri Shambhu Nath Keshri holds a Diploma in Civil Engineering and has over 26 years of experience in the fields of humanities and social services. His career has been dedicated to fostering community development, promoting social empowerment and advancing inclusive growth, in the state of Bihar. Throughout his journey, he has played an active role in numerous social welfare programmes across the region, contributing meaningfully to the upliftment and well-being of underprivileged communities.

C- Chairman **M**- Member

- Audit Committee
- HR Committee
- Nomination and Remuneration Committee
- Risk Management Committee
- Stakeholders' Relationship Committee
- CSR Committee
- Project Review and Monitoring Committee

Shri Ashish Kumar Gupta
DIN: 00728633

Non-Official
Independent Director

Shri Ashish Kumar Gupta holds a B.Tech. in Civil Engineering from the National Institute of Technology (NIT), Warangal and a Master of Planning (M.Plan.) in Urban Planning from the School of Planning and Architecture, New Delhi. He has over 31 years of professional experience in infrastructure, urban planning, real estate, development and management.

He is presently engaged in real estate development and seed processing. Prior to his appointment as Non-Official Independent Director on the Board of Engineers India Limited, he served as an Independent Director on the Board of PEC Limited under the Ministry of Commerce & Industry, Government of India.

He brings to the Board extensive experience in infrastructure, planning, project development, business management and corporate governance.

Smt Kahuli Sema
DIN: 11893225

Non-Official
Independent Director

Er. Kahuli Sema is a distinguished civil engineer, former senior government officer, and public figure from Nagaland whose professional career spans more than three decades of service in the state's Public Works Department. A graduate in Civil Engineering from Vikram University, Ujjain, in 1987, Er. Kahuli entered government service in 1989. Her career in the Nagaland Public Works Department progressed through various technical and administrative responsibilities, culminating in her appointment as Engineer-in-Chief (HOD) of the Nagaland Public Works Department (NPWD). During her tenure in NPWD, she was associated with the planning, supervision and execution of public infrastructure and road-related works. Her responsibilities included technical oversight and coordination within one of the state's most important infrastructure departments. She also served as Chairman of the Nagaland Chapter of the Indian Buildings Congress (IBC) and participated in professional discussions concerning sustainable, affordable, environmentally responsible and technology-driven construction.

Er. Sema holds the distinction of being described as the first woman Engineer-in-Chief among the Sumi community and the second woman Engineer-in-Chief among the Nagas.

Beyond her official responsibilities, Er. Sema is actively involved in professional and community organisations.

C- Chairman **M**- Member

- Audit Committee
- HR Committee
- Nomination and Remuneration Committee
- Risk Management Committee
- Stakeholders' Relationship Committee
- CSR Committee
- Project Review and Monitoring Committee

Corporate Information

COMPANY SECRETARY
Suvendu Kumar Padhi

STATUTORY AUDITORS
M/S Datta Singla & Co
Chartered Accountants

409, 4th Floor
Sethi Bhawan Rajendra Place
New Delhi-110008

SECRETARIAL AUDITOR
M/s VAP & Associates
Company Secretaries
105, Charms Solitaire, Ahinsa Khand -2,
Indirapuram, Ghaziabad-201014, U.P.

STOCK EXCHANGES WHERE SHARES OF THE COMPANY ARE LISTED

BSE Limited
Phiroze Jeejeebhoy Towers, Dalal Street,
Mumbai - 400 001

National Stock Exchange Of India Ltd.
Exchange Plaza, Plot No. C/1,
G Block Bandra-Kurla Complex,
Bandra (E), Mumbai - 400 051

REGISTRAR AND SHARE TRANSFER AGENT

M/S Alankit Assignments Limited
205-208, Anarkali Complex,
Jhandewalan Extension
New Delhi-110055
Tel No.: 011-42541234
Fax No.: 011-42541201
Email: jksingla@Alankit.com
Website: www.alankit.com

REGISTERED & HEAD OFFICE

Engineers India Bhawan,
1, Bhikaji Cama Place
New Delhi-110 066
CIN: L74899DL1965GOI004352
Tel. : 011-26762012
E-Mail : eilmbd@eil.co.in
Website : www.engineersindia.com

SUBSIDIARY COMPANY

Certification Engineers International Limited
Engineers India Bhawan
1, Bhikaji Cama Place,
New Delhi - 110 066
CIN: U74899DL1994GOI062371
Tel. : 011-26762012
Fax : 011- 26174868, 26186245
E-Mail : ceil.del@eil.co.in
Website: www.ceil.co.in

BANKERS

State Bank Of India
Indian Overseas Bank
HDFC Bank Ltd.
Bank of Baroda
Punjab National Bank
Union Bank of India
ICICI Bank
Indian Bank
Bank of India Canara Bank
Axis Bank
Standard Chartered Bank
HSBC
Induslnd Bank
Exim Bank

Delayed Coker Unit (DCU) at HRRL

Governance

At Engineers India Limited (EIL), corporate governance is a foundational pillar guiding long-term value creation, ethical conduct and strategic clarity. Guided by the principles of transparency, accountability and regulatory integrity, the governance framework ensures prudent oversight of operations, risks and safeguards the interests of all stakeholders.

11

Directors on the Board

7

Board-level Committees

4

Non-Official Independent Directors

12+

Board-approved governance policies

Responsibilities of the Board

Strategic Direction

Approve and oversee the execution of our corporate strategy and growth priorities

Financial Stewardship

Maintain the integrity of financial reporting, internal controls and capital discipline

Risk Oversight

Identify emerging risks and ensure robust mitigation frameworks are embedded throughout the organisation

Compliance and Ethics

Promote the highest standards of regulatory compliance, governance and ethical conduct

CSR Oversight

Guide community investment in alignment with our sustainability priorities

Stakeholder Protection

Safeguard the interests of shareholders and foster responsible stakeholder engagement

Board Committees

Our Board operates through a focused committee structure designed to sharpen oversight, accelerate informed decision-making and reinforce accountability. Each committee functions under a Board-approved charter with clearly defined terms of reference and its recommendations are presented to the Board for consideration or approval, wherever required under the Companies Act, 2013, the SEBI Listing Regulations and the DPE Guidelines on Corporate Governance for CPSEs.

Audit Committee

Oversees financial reporting integrity, internal controls, statutory and internal audit and related-party transactions

Risk Management Committee

Oversees the Enterprise and Project Risk Management frameworks, including cybersecurity and geopolitical risk

Corporate Social Responsibility Committee

Aligns our community development spend with sustainability priorities

Nomination and Remuneration Committee

Ensures proper succession planning at senior management level and remuneration for a Government Company follow Government of India norms

Stakeholders Relationship Committee

Addresses shareholder and investor grievances and strengthens engagement with the investor community

Human Resource Committee

Reviews HR policy, talent and organisational matters at the Board level

Project Review and Monitoring Committee

Reviews the progress of the large capex projects under execution by EIL.

Governance Policy Framework

Our governance framework is supported by a comprehensive suite of Board-approved policies that are reviewed periodically to reflect evolving regulations and business priorities. Together, these policies guide ethical conduct, reinforce compliance and promote fairness, transparency and accountability in every aspect of our operations.

Ethics and Integrity

- Code of Business Conduct and Ethics for Board Members and Senior Management
- Code of Conduct for Prevention of Insider Trading and Fair Disclosure
- Whistle Blower Policy and vigil mechanism

Disclosure and Fair Dealing

- Policy for Determination of Materiality of Events / Information
- Archival Policy for Material Events / Information
- Dividend Distribution Policy

Board and Stakeholder Governance

- Policy on Board Diversity
- Policy on Training of Board Members
- Policy for Determining Material Subsidiaries
- Environmental, Social and Governance Policy

Risk, CSR and Equity

- Risk Management Policy
- Corporate Social Responsibility Policy
- Policy on Related Party Transactions;
- Equal Opportunity Policy

Strategy in action

Our strategy is our response to a business environment being reshaped by energy transition, India's infrastructure ambitions and the evolving demands of a rapidly transforming engineering and energy landscape.

₹15,109 Cr

Order book, March 2026 (all-time high)

₹7,978 Cr

Total business secured, FY 2025-26

~62%

Share of business secured from overseas consultancy

24

Patents applied in FY 2025-26

Our Strategy Framework

Our strategic framework provides a clear roadmap for building a resilient and future-ready enterprise. It balances profitable growth with stakeholder value creation through strong organisational capabilities and carefully defined growth priorities. Supported by agile processes, empowered talent and a culture of innovation, our five strategic pillars guide business decisions, enhance competitiveness and position us to capture opportunities emerging from the energy transition, infrastructure development and evolving client expectations.

Our 5 Pillars of Growth

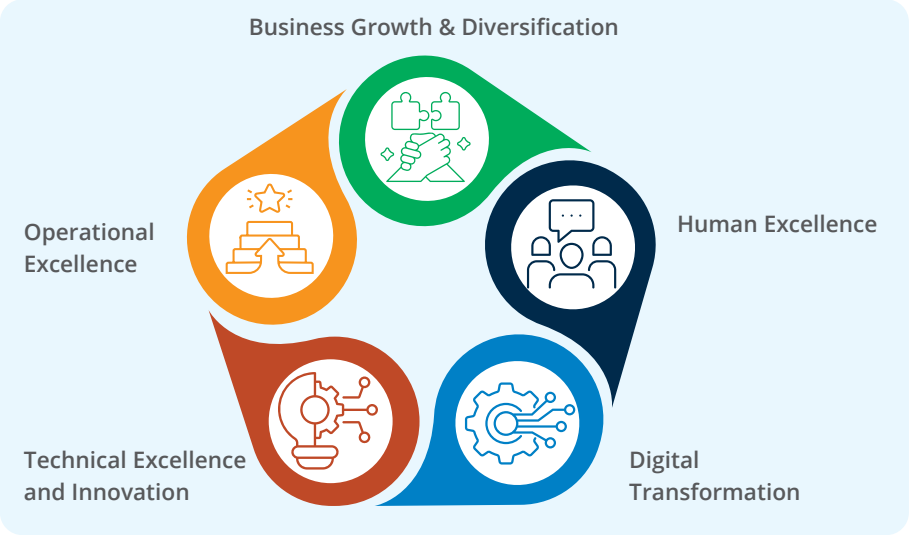

Business Growth & Diversification

What we do

We expand our presence across emerging sectors and geographies while pursuing opportunities aligned with India's energy transition and infrastructure development.

- Expanded presence across Green Hydrogen, Green Ammonia, Biofuels and Sustainable Aviation Fuel (SAF).
- Diversified into Defence Manufacturing, Ports and Harbours, Water Management, Urban Infrastructure, Data Centres, Steel and Fertilisers.
- Expanded our presence across the Middle East, Africa, Central and South-East Asia and the Americas.
- Operationalised offices in Saudi Arabia and Guyana.
- Secured the marquee PMC and EPCM assignment for Dangote Refinery Train-2, alongside projects in Mongolia and Guyana.

Value Created

- Reduced dependence on traditional hydrocarbon markets
- Built new engines of sustainable growth
- Diversified our global revenue base
- Built a stronger order pipeline in strategically important geographies

Human Excellence

What we do

We build workforce capability through talent, specialised skills, leadership development and employee well-being.

- Build talent pipelines through fresh talent, experienced professionals, experts and consultants.
- Develop specialised skills across engineering, AI & digital technologies, project management, Green Hydrogen and Carbon Capture.
- Develop leaders through structured programmes, assessment centres and succession planning.
- Delivered 287 training programmes with 8,217 training and conference participations.
- Promote diversity, inclusion, well-being and workplace safety.

Value Created

- Built specialised technical and leadership capabilities
- Supported leadership development and succession planning
- Created a safer and inclusive workplace
- Supported employee health and well-being

Digital Transformation

What we do

We advance engineering and project execution through digital technologies, AI-enabled platforms and proprietary digital solutions.

- Deployed AI-enabled platforms, including EngAIDesign™.
- Commercialised EngCO□चित्रण® as a SaaS platform for carbon emissions estimation.
- Upgraded EngProjectView® with an integrated project monitoring dashboard.
- Applied digital technologies to support engineering and project monitoring.
- Implemented an AI-powered HSE monitoring solution with Detect Technologies for real-time detection of PPE non-compliance, unsafe acts, intrusions and fire incidents.

Value Created

- Improved project execution efficiency through digital monitoring
- Strengthened technology leadership
- Accelerated digital engineering capabilities
- Improved HSE monitoring and enabled faster intervention

Technical Excellence and Innovation

What we do

We advance engineering capabilities through research, proprietary technologies and solutions for emerging energy and industrial applications.

- Filed 24 patents and secured 10 patent grants.
- Advanced the commercialisation of Sustainable Aviation Fuel (SAF) and Sulphuric Acid Plant (SAP) technologies.
- Advanced CO□-to-DME research with IIT Roorkee.
- Progressed the SAF facility with CSIR-IIP and MRPL.
- Continued deployment of the proprietary EngTreat technology.
- Expanded collaborative programmes with IITs, NPCIL, NMDC, and CSIR

Value Created

- Strengthened capabilities in Green Hydrogen, CCUS and decarbonisation
- Expanded research ecosystem and intellectual property pipeline
- Enhanced the commercial application of in-house innovations

Operational Excellence

What we do

We improve project execution through process excellence, supply chain resilience, construction practices and site-level safety management.

- Added 44 indigenous suppliers across Aatmanirbhar 1 & 2 categories.
- Showcased 36+ Indian suppliers at India Energy Week 2026 under the Local-to-Global initiative.
- Continued modular construction practices to improve project quality and safety.
- Deployed qualified safety personnel in proportion to workforce strength and site risk.
- Used a mobile application for real-time reporting of HSE observations and non-compliances at sites.
- Implemented an HSE Performance Rating system for contractors and individuals.

Value Created

- Improved project execution efficiency
- Strengthened resilient and self-reliant supply chain
- Enhanced delivery quality, safety and operational agility



Value Creation Process

Input

Financial capital

₹ 3043.12 Cr
Networth

₹ 7,979 Cr
Order inflow secured

Manufactured and Intellectual capital

40+
Proprietary process technologies

Technology-Driven Capabilities
End-to-End Project Execution

IITs, CSIR Labs, Oil PSUs
R&D collaborations

Human capital

2747
Total workforce

4.8 Million
Annual man-hour capacity (offices + sites)

4.28
Training investment (man-days/employee)

Natural capital

1,422 kWp
Installed renewable (solar) capacity

Sustainable resource-use focus

Social and relationship capital

Strong relationships with clients, suppliers and partners

₹ 2.07 Cr
CSR expenditure

Value creation process

Project acquisition

Research & development

Planning & design

Quality assurance & compliance

Execution & commissioning

Engineering Excellence

Digital Delivery
Real-time collaboration across the project lifecycle

Governance & Risk
Robust controls ensuring predictable project delivery

Sustainability
Embedding environmental responsibility into every project

What we offer

Consultancy and Engineering

- Concept, configuration and feasibility studies
- FEED / PMC and EPCM
- Owner's Engineer services

Turnkey / LSTK

- EPC and lump-sum turnkey execution
- Procurement and construction management
- Supply-chain optimisation

Technology & Hardware

- Process design and technology licensing
- Proprietary equipment and internals
- Digital and sustainability solutions

Output

Financial capital

₹3,849 Cr
Turnover

₹638 Cr
PAT

₹15,109 Cr
Order book (closing)

Manufactured and Intellectual capital

24
Patents applied in FY 26

10
Patents granted in FY26

45
Projects having 50k+ man hours

Human capital

206
New hires

2.34%
Attrition rate

Natural capital

11,55,653 kWh
Renewable energy generated

6122 MT CO_2e
Scope 1+2 emissions

Social and relationship capital

8.43 Lakh
CSR beneficiaries

14
Vendor development programmes

Outcomes

- Record turnover and PAT
- All-time-high order book securing multi-year revenue visibility
- Sustained dividend.

- Trusted-partner status deepened (ADNOC framework, Dangote)
- ~25% infra share in inflow diversifying the base.

- Golden Peacock HR Excellence Award
- Stable low-attrition workforce, future-skilling for energy transition.

- Measurable progress toward Net Zero 2035
- 5.7% reduction in Scope 1 & Scope 2 emissions

- indigenisation (>60% refinery tech, 100% high-tech oil & gas)
- MSE/Make-in-India procurement, nation-building infrastructure.

SDGs

Stakeholder Engagement

Strong and trusted relationships with our stakeholders are central to how we create enduring value. As a Navratna engineering consultancy positioned at the heart of India's energy and industrial landscape, our success is shaped by the confidence of our shareholders, the trust of our clients, the dedication of our people, the reliability of our supply partners, the support of the communities we serve and our accountability to the Government and regulatory authorities.

Our Approach to Stakeholder Engagement

Transparent Communication

Delivering clear, timely and consistent communication through every stakeholder interface.

Collaborative Partnerships

Working alongside clients, partners and institutions to deliver shared outcomes.

Meaningful Community Investment

Directing effort and CSR resources towards inclusive social development.

Appreciating Feedback

Seeking stakeholder feedback, understanding evolving expectations and translating insights into meaningful action.

Our Stakeholder Engagement Framework

Stakeholder	Engagement Objective	Engagement Model	Engagement Frequency
Investors Providers of financial capital	▸ Sustain confidence through transparency and consistent performance ▸ Communicate strategy, outlook and avenues of growth ▸ Deliver healthy, long-term returns on investment	▸ Investors tab on EIL website ▸ Annual General Meeting and Investor Meets ▸ Post-results earnings and analyst calls, investor presentations and transcripts ▸ One and group meetings, broker conferences ▸ Stock exchange disclosures, and media communications	Continuous
Customers Source of business and revenue	▸ Deliver projects safely, efficiently and to the highest quality standards ▸ Build enduring client relationships founded on trust and performance ▸ Capture feedback to enhance project delivery and service quality	▸ Continuous project updates and review meetings ▸ Structured client feedback and perception surveys ▸ Email correspondence and dedicated project interfaces	Continuous / project-based

Stakeholder	Engagement Objective	Engagement Model	Engagement Frequency
Employees Backbone of our operations	▸ Support career growth, job satisfaction and retention ▸ Safeguard welfare and a safe working environment ▸ Promote collaboration and knowledge sharing	▸ EIL Connect portal and mobile application ▸ C&MD addresses and periodic town halls ▸ Training programmes, performance reviews, engagement initiatives	Continuous
Collaborators Research institutions, technology partners and industry partners	▸ Develop and commercialise indigenous process technologies ▸ Access complementary research, domain and technology capabilities ▸ Address technical requirements in established and emerging business areas	▸ Joint R&D and technology development programmes ▸ MoUs/MoAs with research institutions and industry partners ▸ Technical working groups, knowledge exchange and pilot-scale development ▸ Joint testing, validation and commercialisation of technologies	Project-based / ongoing
Suppliers Vendors and contractors	▸ Sustain long-term partnerships built on fairness ▸ Assure consistent order flow and timely payments ▸ Communicate project requirements and qualification criteria	▸ NIC–CPP Portal, GeM Portal & EIL Tender Portal ▸ Vendor/contractor meetings and vendor development programmes ▸ Contract negotiations and collaborative planning	As per procurement requirement
Local Communities Society and local communities	▸ Contribute to inclusive social development ▸ Create employment and support environmental stewardship ▸ Maintain a strong social license to operate	▸ CSR initiatives and community meetings ▸ Environmental impact assessments ▸ Grievance redressal via central Government portal	Periodic/ongoing
Regulatory Authorities Custodians of the operating framework	▸ Ensure full regulatory compliance and timely approvals ▸ Uphold responsible corporate conduct ▸ Contribute to national economic and energy priorities	▸ Statutory compliance reporting and disclosures ▸ Policy advocacy and regular consultations ▸ Participation in industry and policy forums	Ongoing / as mandated

Materiality Assessment

We believe that a credible sustainability agenda begins with listening. During the year we carried out a structured materiality assessment to understand which environmental, social and governance (ESG) issues matter most both to our business and to the stakeholders we serve. The exercise combined the voices of our stakeholders with peer benchmarking, global rating-agency materiality maps and the perspectives of our own functional teams, giving us a clear, evidence-based view of where to focus our efforts and our disclosures.

19
Material Topics

8
Stakeholder Groups

Our Four-Stage Approach

Understand
Studied our sector, ESG landscape and existing disclosures to frame the issues relevant to engineering consultancy and the oil & gas value chain.

Identify
Drew a long list of topics from peer benchmarking, rating-agency materiality maps and the GRI Standards and mapped our stakeholder universe.

Assess
Evaluated each topic for its real-world impact and gathered stakeholder views through a structured digital survey.

Determine
Combined survey outcomes with benchmarking and internal working sessions to rank and plot the final 19 topics.

Our Material Topics

	Environment
1.	Energy Management & GHG Emission
2.	Waste Management & Circular Economy
3.	Water Management & Stewardship

	Social
1.	Customer Satisfaction & Service Quality
2.	Occupational Health & Safety
3.	Responsible Supply Chain & Contractor Management
4.	Employee Wellbeing & Engagement
5.	Learning & Development
6.	Diversity, Equity & Inclusion

7.	**Community Development & Social Investment**	1, 8, 11, 17
8.	**Human Rights**	5, 8, 10, 16
9.	**Workforce Attraction and Retention**	8, 10
	Governance	
1.	**Business Continuity**	8, 9, 13, 16
2.	**Regulatory Compliance**	16
3.	**Corporate Governance**	16
4.	**Transparency & Disclosure**	12, 16
5.	**Data Security & Compliance**	16
6.	**Business Ethics & Anti-corruption**	16
7.	**Risk Management**	16, 17

Materiality Matrix

1. Business Continuity
2. Customer Satisfaction & Service Quality
3. Regulatory Compliance
4. Corporate Governance
5. Transparency & Disclosure
6. Occupational Health & Safety
7. Data Security & Compliance
8. Responsible Supply Chain & Contractor Management
9. Employee Wellbeing & Engagement
10. Energy Management & GHG Emissions
11. Business Ethics & Anti-Corruption
12. Learning & Development
13. Diversity, Equity & Inclusion
14. Risk Management
15. Waste Management & Circular Economy
16. Water Management & Stewardship
17. Community Development & Social Investment
18. Human Rights
19. Workforce Attraction and Retention

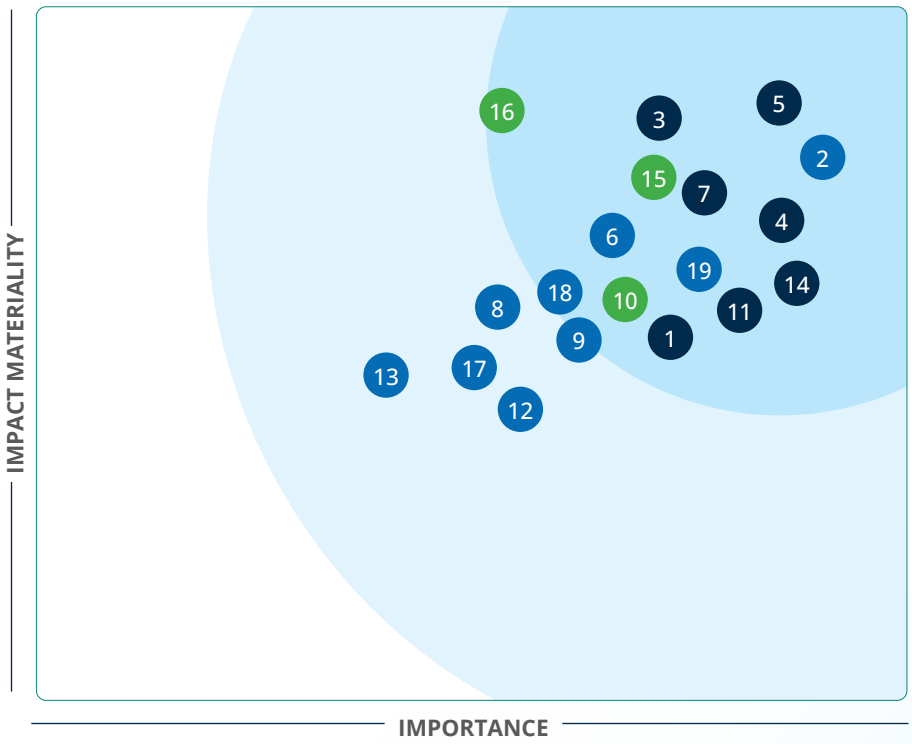

Risk Management

Managing risk is integral to how we safeguard value, support informed decision-making and deliver projects with confidence. Our risk management framework enables the timely identification, assessment and mitigation of risks that may influence our operations, financial performance or reputation. Aligned with ISO 31000, it complies with the SEBI (LODR) Regulations, 2015, the Companies Act, 2013 and the DPE Guidelines. The framework is integrated with our Quality and HSE Management Systems, certified to ISO 9001:2015 and ISO 45001:2018, embedding disciplined risk management into our day-to-day operations.

Our Risk Governance and Assurance Architecture

We strengthen organisational resilience through an integrated Enterprise Risk Management (ERM) framework that identifies, assesses, mitigates and monitors risks across the business. This is complemented by a Project Risk Management (PRM) framework, ensuring effective management of project-specific risks across every engagement.

A three-tier model of ownership, assurance and oversight

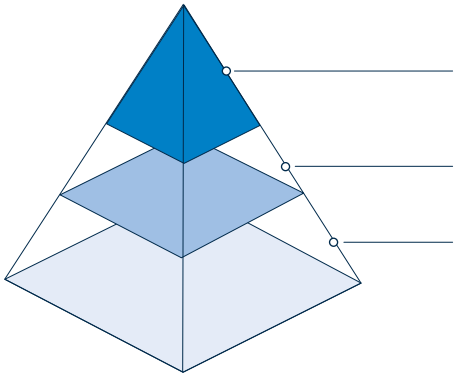

Third line — Risk Management Committee of the Board.

Second line — Corporate Risk Assurance (CRA).

First line — Risk owners

Risk assessment and mitigation

Our structured risk assessment process enables the continuous identification, evaluation and prioritisation of risks, supported by targeted mitigation measures to reduce their likelihood and impact. We manage risk across two interconnected layers: enterprise risks affecting our business and project-specific, technical and process safety related risks, associated with the solutions we design and deliver.

LAYER 1

Enterprise Risk Management (ERM)

- Organisation-wide risk to our own operations, finances and reputation.
- Based on ISO 31000, overseen by the Board's Risk Management Committee and delivered through the continuous cycle set out below.

LAYER 2

Project & Process-Safety Risk

- Technical risk within the mandates we execute for clients in the hydrocarbon and process sectors.
- Managed through Project Risk Management Plans (PRMPs) and proven engineering methodologies applied at the design stage.

Our Enterprise Risk Management cycle

The cycle moves from identification through to communication and reporting, then loops back for review with control measures developed, implemented and regularly adjusted for effectiveness.

Risk Identification

OBJECTIVE: Recognise existing and emerging risks that may influence business performance and strategic objectives.

KEY ACTIVITIES:

- Engage with key stakeholders through structured risk identification workshops.
- Review historical project data and incident records.
- Assess industry developments, market trends and regulatory changes.
- Incorporate insights from external specialists and domain experts.

Tools:

- Risk registers
- SWOT analysis
- Industry reports

Risk Analysis

OBJECTIVE: Assess the nature, likelihood and potential impact of identified risks.

KEY ACTIVITIES:

- Classify risks into strategic, operational, financial, compliance and technology categories.
- Evaluate probability using historical data and predictive analysis.
- Assess potential operational, financial and reputational consequences.

TOOLS:

- Risk matrices
- Statistical analysis
- Impact-assessment models

Risk Evaluation

OBJECTIVE: Prioritise risks in line with their significance and our Company's risk appetite.

KEY ACTIVITIES:

- Rank risks by likelihood and impact scores.
- Determine the organisation's risk appetite and tolerance levels.
- Identify which risks need immediate action and which can be monitored.

TOOLS:

- Risk-prioritisation matrices
- Heat maps
- Decision trees

Risk Mitigation

OBJECTIVE: Develop and implement strategies to manage and mitigate identified risks.

KEY ACTIVITIES:

- Design mitigation plans for high-priority risks, including preventive and corrective actions.
- Assign responsibilities for implementing mitigation measures.
- Develop contingency plans for critical risks.

TOOLS:

- Mitigation plans
- Responsibility matrices

Risk Monitoring and Review

OBJECTIVE: Evaluate the effectiveness of mitigation measures while identifying new and evolving risks.

Activities:

- Regularly review and update the risk register.
- Monitor the effectiveness of mitigation measures.
- Conduct periodic assessments to identify new or evolving risks.
- Report risk status to senior management and the Board.

TOOLS:

- Audit reports
- Performance metrics
- ERMS software

Communication and Reporting

OBJECTIVE: Ensure transparent communication of risks and mitigation efforts.

KEY ACTIVITIES:

- Communicate risk policies and procedures to all employees.
- Provide regular updates on risk status to the Board and stakeholders.
- Sustain awareness through the 'Risk Screen' newsletter and training.

TOOLS:

- Risk communication plans
- Stakeholder reports
- Board presentations

Crisis Management and Business Continuity

Business resilience is supported by a comprehensive crisis management and business continuity framework designed to minimise disruption and enable the timely restoration of critical operations. Governed by the Risk Management Committee, the framework establishes clear response protocols, defines accountability and enhances preparedness for potential disruptions. The following risk register outlines our principal risks, their potential impact, mitigation measures, opportunities and the capitals they influence.

	Risk	Root Cause	Impact on Business
STRATEGIC RISKS	**Market Volatility**	Fluctuations in demand for engineering and consultancy services, cyclicality in client capital-expenditure cycles and project deferrals.	Revenue loss and reduced market share.
	Geopolitical Instability	Regional conflicts and wars, sanctions and trade restrictions, shifting energy-transition policies and geostrategic realignments affecting project execution.	Disruptions in international operations and revenue.
OPERATIONAL RISKS	**Project Execution Challenges**	Delays or inefficiencies in project management, interface complexity across large multi-disciplinary mandates.	Increased costs and client dissatisfaction.
	Supply Chain Disruptions	Interruptions in the supply of critical materials or the failure of contractors and vendors.	Project delays and cost overruns.
FINANCIAL RISKS	**Foreign Exchange Exposure**	Volatility in currency exchange rates affecting international revenue.	Financial losses and reduced profitability.
	Liquidity Constraints	Insufficient cash flow to meet operational needs.	Inability to fund projects and operations.
COMPLIANCE AND REGULATORY RISKS	**Regulatory Changes**	Non-compliance with evolving laws and regulations across multiple jurisdictions.	Legal penalties and operational disruptions.
	Environmental Regulations	Stricter environmental laws impacting project operations.	Increased operational costs and project delays.
TECHNOLOGICAL AND CYBER RISKS	**Cybersecurity Threats**	Cyber-attacks compromising sensitive data and proprietary process know-how.	Data breaches and operational disruptions.

Mitigation Actions	Opportunities	Capitals Impacted
Diversify the service portfolio across sectors and geographies; pursue long-term and annuity-style contracts to stabilise revenue streams; strengthen the order book to cushion demand cycles.	A diversified presence across refining, petrochemicals, fertilisers, city gas, infrastructure and energy-transition segments converts cyclicality into a balanced, all-weather order pipeline.	Financial capital; Social and relationship capital
Diversify geographical presence; build flexible project plans and contingency measures; monitor cross-border exposures through the Risk Management Committee.	An expanding international footprint across the UAE, Saudi Arabia, Nigeria, Guyana, Mongolia, Indonesia and Russia spreads country risk and opens reconstruction, energy-security and diversification mandates.	Financial capital; Social and relationship capital
Implement robust project-management practices; conduct regular audits; deploy advanced project-controls and tracking software with Project Risk Management Plans (PRMPs).	Digitally enabled delivery and a consistent record of on-time, on-budget execution reinforce EIL's reputation as a preferred PMC partner and drive repeat mandates.	Financial capital; Manufactured capital
Enable quick decision-making; develop multiple supplier relationships; strengthen vendor-development and localisation programmes.	A broad, developed and localised vendor base builds resilience, supports cost competitiveness and aligns with Make-in-India sourcing priorities.	Financial capital; Social and relationship capital
Mitigate currency-fluctuation risk through internal hedging of revenue; maintain a balanced mix of domestic and international projects.	A growing overseas order book provides a natural hedge, while disciplined hedging supports predictable margins on international contracts.	Financial capital
Maintain robust cash-flow management; optimise returns and deploy surplus in safe instruments as per our Company's investment policy.	A strong balance sheet and healthy cash reserves enable pursuit of larger EPC / LSTK mandates, selective equity participation and treasury-led other income.	Financial capital
Provide regular updates and compliance checks; employ dedicated compliance teams; monitor cross-border compliance through a structured framework.	Deep, multi-jurisdictional compliance capability becomes a client value-add and supports confident expansion into new international markets.	Financial capital; Social and relationship capital
Adopt environmental management systems (ISO 14001); implement sustainable practices across offices and sites.	Tightening norms accelerate demand for EIL's decarbonisation, green-hydrogen and net-zero advisory, positioning our Company as an energy-transition partner of choice.	Natural capital; Social and relationship capital
Strengthen cybersecurity measures; conduct regular audits and employee-training programmes; operate a dedicated Security Operations Centre under RMC review.	A mature, certified security posture builds client trust in handling sensitive project data and enables secure digital delivery as a differentiator.	Intellectual capital; Social and relationship capital

Our Capitals

Our business combines engineering expertise, project execution capability and disciplined capital allocation to deliver complex projects across the energy and infrastructure sectors. Each capital represents a distinct source of value creation and supports a different aspect of our business—from financial performance and technical capability to people, stakeholder relationships and environmental stewardship. Together, they provide a comprehensive view of the resources that sustain our business and support long-term value creation.

Financial Capital

Disciplined financial management, healthy cash generation and prudent capital allocation support sustainable growth and shareholder returns.

Material Topics:

- Business Continuity
- Risk Management

Read more on **Page 56**

Manufactured and Intellectual Capital

Engineering expertise, technical knowledge, digital capabilities and innovation translate ideas into reliable project delivery.

Material Topics:

- Business Continuity
- Regulatory Compliance
- Data Security & Compliance
- Responsible Supply Chain & Contractor Management
- Energy Management & GHG Emissions
- Customer Satisfaction & Service Quality

Read more on **Page 60**

Human Capital

Skilled professionals, continuous learning and a strong safety culture build the capabilities needed to execute complex projects.

Material Topics:

- Occupational Health & Safety
- Human Rights
- Talent Attraction & Retention
- Employee Wellbeing & Engagement
- Learning & Development
- Diversity, Equity & Inclusion

Read more on **Page 82**

Social and Relationship Capital

Trusted client relationships, responsible supply chains and community partnerships strengthen our licence to operate.

Material Topics:

- Responsible Supply Chain & Contractor Management
- Community Development & Social Investment
- Customer Satisfaction & Service Quality

Read more on **Page 92**

Natural Capital

Responsible resource management and sustainable engineering solutions contribute to environmental stewardship and the energy transition.

Material Topics:

- Energy Management & GHG Emissions
- Water Management & Stewardship
- Waste Management & Circularity

Read more on **Page 98**

Hydrogen Generation Unit (HGU) at Rajasthan Refinery Project

Financial capital

Strong project execution, disciplined financial management and healthy cash generation supported our financial performance. Effective working capital management, prudent treasury practices and cost discipline contributed to improved profitability and operating margins during the year. A balanced business mix and disciplined capital deployment provide a strong foundation for sustained financial performance.

SDGs Impacted

Stakeholders impacted

Shareholders

Material topics and their progress

Material Topic	Performance Highlights	Outcome / Progress
Business Continuity	**27.22%** YoY growth in Revenue **18%** EBITDA Margin	Healthy project execution, balanced business mix and disciplined cost management supported profitable growth.
Risk Management	**3** risk review sessions conducted by the RMC	Foreign exchange exposure and surplus funds were managed through disciplined treasury and risk management practices.

Delivering sustainable profitability

Our consolidated Profit After Tax (PAT) increased during FY 2025-26, supported by healthy execution across Consultancy and EPC projects. Improved project profitability, disciplined cost management and effective working capital and treasury management contributed to this performance.

While Turnkey projects typically operate at relatively lower margins, our balanced business mix, strong project execution capabilities, prudent risk management and continued focus on high-value consultancy assignments are expected to support sustainable profitability over the long term.

Finance driving operational efficiency

The Finance function works closely with Engineering and Procurement teams to improve project execution and financial outcomes. Project cost monitoring, financial analytics and working capital oversight provide timely visibility into project performance and resource deployment.

This collaborative approach supports tighter cost control, better resource utilisation and improved execution efficiency across projects. These efforts contributed to the expansion of EBITDA margin from 17% in FY 2024-25 to 18% in FY 2025-26.

Prudent treasury and capital management

Healthy business performance during the year resulted in strong cash generation. Surplus funds were invested in a diversified portfolio comprising bank deposits and approved debt instruments, including liquid mutual fund instruments, in accordance with the DIPAM guidelines and the Company's approved investment policy.

Our treasury management approach is centred on:

- Preserving capital through prudent investment decisions
- Maintaining adequate liquidity to support business operations
- Improving risk-adjusted returns through periodic portfolio reviews and disciplined portfolio management

Managing foreign exchange exposure

Over the years, we have expanded our international operations through the execution of assignments for energy companies across the Middle East, South America, Africa and Southeast Asia.

We follow a prudent foreign exchange risk management framework to mitigate currency volatility across our international operations. Currency exposure is primarily managed through natural hedging by aligning foreign currency inflows with corresponding outflows. Currency positions are continuously monitored through a centralised treasury function, with periodic reviews helping minimise the impact of exchange rate movements on project margins and overall financial performance.

Revenue from Operations

(in ₹ mn)

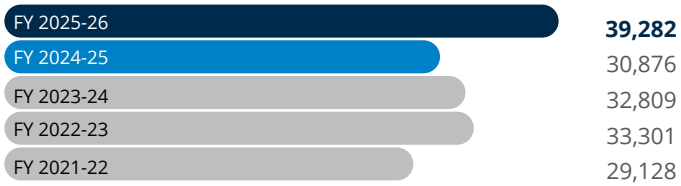

PAT and PAT margin

(in ₹ mn)

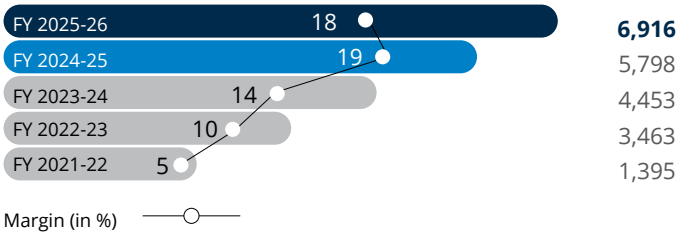

Consultancy & Engineering Revenue

(in ₹ mn)

Net worth and Return on Net worth (RoNW)

(in ₹ mn)

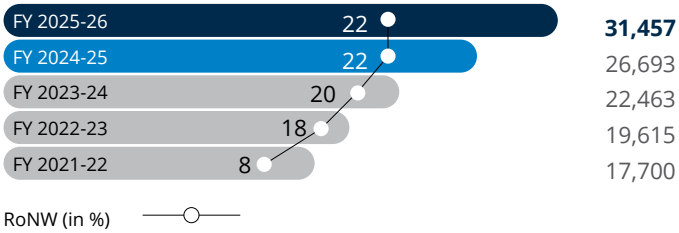

Turnkey Projects Revenue

(in ₹ mn)

Gross Dividend and Dividend Payout (Cash)

(in ₹ mn)

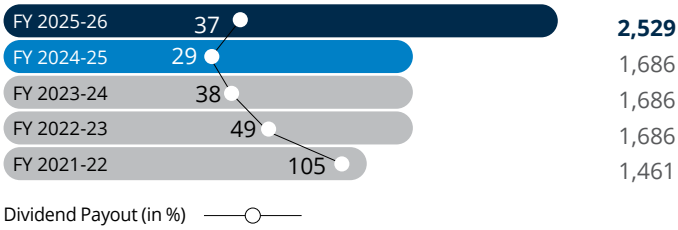

Revenue Segmentation

(in %)

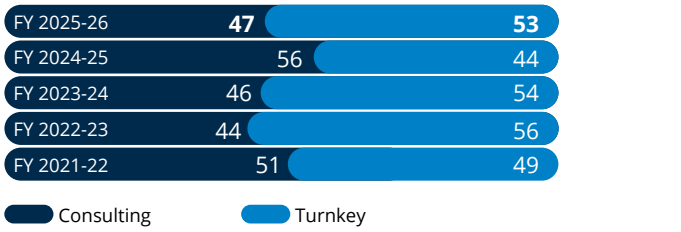

Earnings per Share

(in ₹)

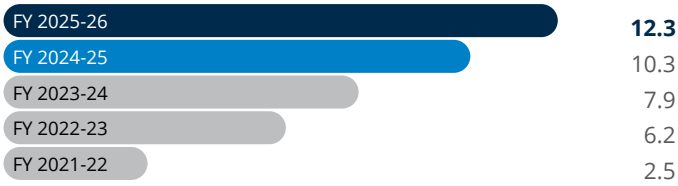

EBITDA and EBITDA margin

(in ₹ mn)

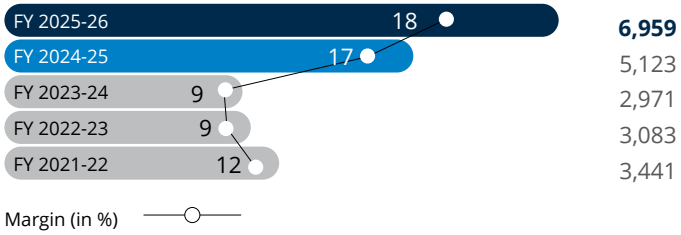

* All figures have been taken on a consolidated basis

Guru Gobind Singh Refinery, Bhatinda

Manufactured & Intellectual Capital

Manufactured and intellectual capital determine how effectively engineering capability is translated into project delivery and how every completed assignment expands the knowledge available for the next. As these capabilities accumulate over time, they improve execution quality, support more complex mandates and build an enduring source of competitive differentiation.

SDGs Impacted

Stakeholders impacted

Shareholders

Customers

Material topics and their progress

Material Topic	Performance Highlights	Outcome / Progress
Business Continuity	**₹15,109 Cr** order book	▸ Live project dashboards (Bina, Kochi) for real-time schedule visibility ▸ Time Impact Analysis formally adopted on refinery and petrochemical projects
Regulatory Compliance	**16 sectors, QCI-NABET EIA** accreditation	▸ EIA services including Nuclear Power projects and Processing of Nuclear Fuel Projects ▸ LOPA/SIL workflow standardised to IEC 61511
Data Security & Compliance	**Zero** cybersecurity incidents	▸ Geofencing and SOAR automation deployed at internet perimeter (Operation Sindoor) ▸ Data hosted onshore (Delhi, Gurugram) for overseas office access
Responsible Supply Chain & Contractor Management	**46.3%** procurement through MSEs, exceeding the target.	▸ Greater participation of MSEs in the supply chain, supporting entrepreneurship and employment generation.
Energy Management & GHG Emissions	**₹8-10 Cr** saving potential, EngAIDesign	▸ EngCO_2चित्रण deployed as SaaS platform for client CO2e reporting ▸ Ethylene recovery and steam energy recovery studies for Adnoc Refining
Customer Satisfaction & Service Quality	**5** service-delivery changes from FY25 survey findings	▸ Streamlined approval workflows and strengthened escalation mechanisms ▸ Greater cost-estimate transparency and clearer vendor qualification communication

Major Ongoing Projects

Refineries & Petrochemicals

Rajasthan Refinery Project (HRRL)

Client	Location
HRRL	Barmer

Panipat Refinery Expansion (15 to 25 MMTPA)

Client	Location
IOCL	Panipat

Visakh Refinery Modernization Project

Client	Location
HPCL	Visakhapatnam

Coker-B Revamp Project

Client	Location
IOCL	Barauni

Delayed Coker Unit (DCU) Revamp Project

Client	Location
NRL	Numaligarh

Lube Modernization and Bottoms Upgradation (LMBU) Project

Client	Location
HPCL	Mumbai

Paradip Petrochemical Project

Client	Location
IOCL	Paradip

Ethylene Cracker and U&O for Bina Petrochemical & Refinery Expansion Project

Client	Location
BPCL	Bina

500 KTPA Petrochemical Project (PDH/PP)

Client	Location
GAIL	Usar

750 KTA PDH and 500 KTA PP Plant

Client	Location
Petronet LNG Ltd	Dahej

Setting up PPU at Numaligarh Refinery

Client	Location
NRL	Numaligarh

PPU and Revamp of PFCC Project at Kochi Refinery

Client	Location
BPCL	Kochi

Pipelines & Terminals

Dobhi-Durgapur-Haldia Pipeline Project

Client	Location
GAIL	Dobhi, Durgapur, Haldia

Crude Oil Terminal (COT) at Paradip, Paradip Numaligarh Crude Oil Pipeline (PNCPL) and NRL Siliguri Product Pipeline (NSPPL)

Client	Location
NRL	Paradip, Numaligarh, Siliguri

Upgradation of facilities for Numaligarh-Siliguri Pipeline

Client	Location
OIL	Numaligarh, Siliguri

Part-B of Mumbai - Nagpur - Jharsuguda Natural Gas Pipeline (MNJPL) Project

Client	Location
GAIL	Maharashtra,Odisha

Krishnagiri Coimbatore section of Kochi – Koottanad - Bangalore - Mangalore Gas Pipeline - II (KKBMPL) Project

Client	Location
GAIL	Tamil Nadu

Capacity Expansion of Jamnagar-Loni Pipeline (JLPL) Project

Client	Location
GAIL	Kandla to Loni

Onshore Oil & Gas, Ports & Terminals

Replacement & Additional Installation of Compressors

Client	Location
ONGC	Uran

Revamping of SV Stations, Gas Terminal & Kribhco Terminal at Hazira Plant

Client	Location
ONGC	Hazira

Onshore storage tank farm and associated facilities at GCPL

Client	Location
GCPL	Dahej

De-Bottlenecking and Augmentation of Cryogenic Facilities - LPG Import Terminal

Client	Location
BPCL	Uran

Metallurgy

Aditya Expansion Project Phase 2 and 3D Modelling of 360 pots at Lapanga

Client	Location
Hindalco	Odisha

Aditya Aluminium Smelter Expansion Project at Lapanga

Client	Location
Hindalco	Odisha

Main Reactor Furnace in DRI-2 Unit at Angul

Client	Location
JSPL	Odisha

Infrastructure

Greenfield Noida International Airport, Jewar, Uttar Pradesh

Client	Location
NIAL	Uttar Pradesh

Greenfield Bhogapuram International Airport at Vishakapatnam

Client	Location
APADCL	Andhra Pradesh

Upgradation & Modernization of Dr. Babasaheb Ambedkar International Airport, Nagpur

Client	Location
MIHAN India	Maharashtra

Fintech University

Client	Location
DoIT&C	Jodhpur, Rajasthan

Development of India International Horticulture Market (IIHM)

Client	Location
IIHM	Ganaur, Haryana

Design & Development of New Campus at IIM Nagpur (Phase-ll & lll)

Client	Location
IIM	Maharashtra

Development of IIT Jammu Campus (Phase 'B')

Client	Location
IIT	Jammu and Kashmir

Development works at IIT Jodhpur

Client	Location
IIT	Jodhpur

Overseas Projects

Expansion of Integrated Refinery cum Petrochemical Complex (Train 2)

Client	Location
Dangote Petroleum Refinery and Petrochemicals FZE	Nigeria

New Fertilizer Plant (Trains 3, 4, 5,& 6) in Lekki Free Trade Zone- Nigeria

Client	Location
Dangote Fertilizer FZE	Nigeria

Crude Oil Refinery in Mongolia

Client	Location
Mongol Refinery	Mongolia

Guyana Integrated NGL Plant and 300 MW CCGT Power Plant Project

Client	Location
Guyana Power and Gas Inc., Ministry of Natural Resources	Guyana

Ruwais Field

Client	Location
URJA Bharat Pte. Ltd.	UAE

Naphtha Upgradation to Jet Fuel

Client	Location
ADNOC Refining	UAE

Project Planning & Scheduling

An order book is converted into revenue only when engineering and construction progress remain aligned with schedule. Project Planning & Scheduling establishes the execution baseline, measures progress against it and identifies schedule risks before they affect commercial outcomes.

Digital Planning & Project Visibility

Project planning became more integrated through the deployment of new digital applications across the scheduling and reporting workflow. Phase II of the DPR Module within EIL CP introduced schedule revision management, eliminating manual reconciliation between baseline and revised schedules. EngMPR digitised the preparation, review and approval of Monthly Progress Reports within a single application, replacing parallel Excel and email-based processes. An online drawing and document release system also reduced the time between engineering approval and contractor access to construction documents.

Key deployments

- DPR Module Phase II – Schedule revision management
- EngMPR – End-to-end Monthly Progress Report automation
- Online drawing and document release system

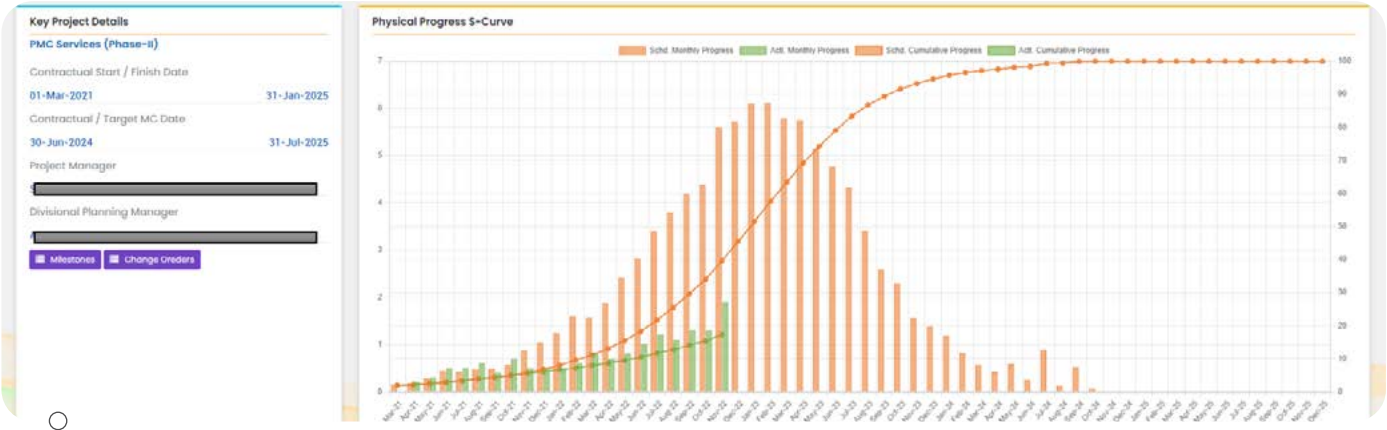

EIL Digital Technology Solution - EngProjectView®

P-25, Panipat Refinery Expansion Project

F-1130

Real-Time Project Visibility

Project controls rely on live execution data rather than periodic reporting. DigiBPREP provides real-time schedule and milestone visibility for the Bina Refinery Project, while DigiKRPetchem performs the same function for the Kochi Polypropylene Project, where the platform is under stabilisation. Both dashboards stream live project information to EIL and client teams, improving visibility across geographically dispersed execution sites without requiring continuous physical site presence.

Live Project Dashboards

- **DigiBPREP -** real-time schedule and milestone visibility for the Bina Refinery Project
- **DigiKRPetchem -** dashboard for the PP Kochi Project, currently under stabilisation

Both stream live project data to client stakeholders, substituting for physical site presence on internationally dispersed work

Schedule Risk and Commercial Control

Schedule management increasingly influences commercial outcomes as much as construction progress. Time Impact Analysis (TIA) was formally adopted across refinery and petrochemical projects to quantify how scope changes or execution delays affect the critical path. The methodology provides an analytical basis for extension-of-time assessments, variation negotiations and project claims while improving schedule discipline throughout execution.

Construction Planning

Construction decisions made during project planning influence execution performance long before work begins at site. Single-piece equipment erection and modular construction strategies are now incorporated into baseline schedules during the planning stage instead of being introduced during construction. Early integration shortens planned construction duration and reduces execution complexity.

Equipment Engineering

In FY26, the Equipment Division supported projects in refining, petrochemicals, gas processing, fertilisers, power generation, infrastructure and energy transition, while expanding its capabilities in asset modernisation, energy efficiency and specialised engineering services.

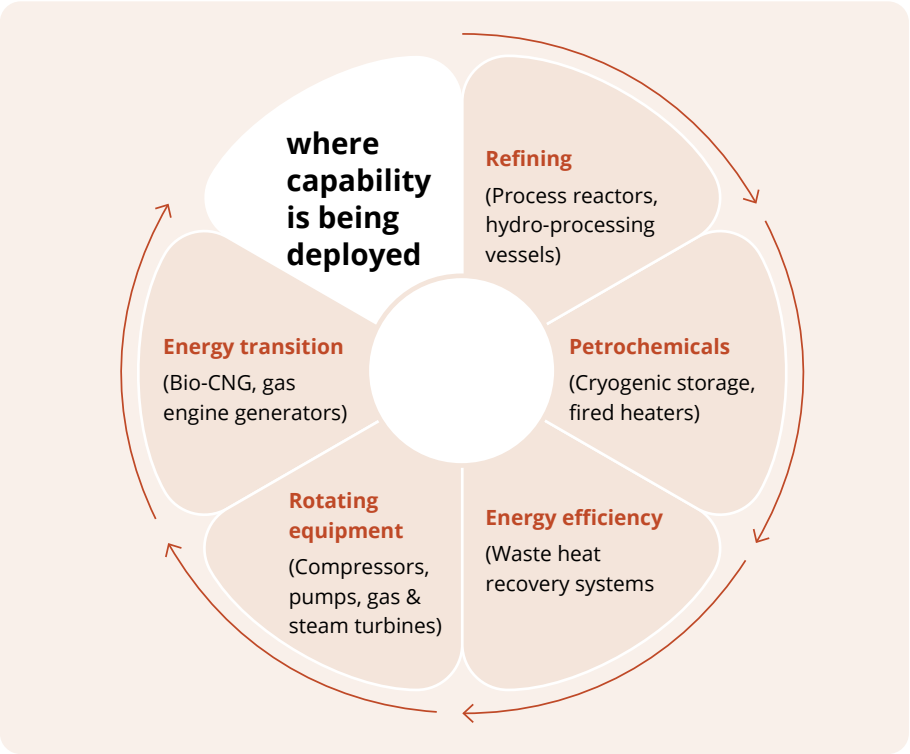

Engineering Across Asset Lifecycle

Equipment Division strengthened its role across the complete asset lifecycle by delivering PFRs, DFRs, design verification, debottlenecking, integrity assessments, revamp and brownfield engineering, EPCM implementation, and specialised consulting. Key assignments included compressor drive conversions, HPRTs, equipment electrification, refinery revamps, fired heater assessments, and storage and pressure vessel verification. Major international projects comprised a FEED study for ADNOC's Ruwais Refinery East (UAE) and reliability and efficiency improvement studies for the CDU and VDU heater systems at BAPCO Refinery, Bahrain, enhancing operational reliability, thermal efficiency, and equipment performance.

The Division has taken steps towards EIL's presence in the power sector by delivering techno-economic advisory services for two mega supercritical Captive Power Plants in Odisha—a 2,400 MW project for Kalinga Alumina Limited and a 4,900 MW project for Vedanta Limited—executed for IPICOL. These studies covered critical infrastructure planning, including land, water, and utility requirements. The Division also demonstrated expertise in energy optimisation, performance evaluation, throughput enhancement, and advanced heat transfer equipment, including high-pressure, cryogenic, reflux condensers, shell-and-tube exchangers, air coolers, and the successful development of an indigenous helical coil cooler.

The Division further strengthened EIL's technology portfolio through the in-house development of a cyclone separator for acid mist removal and an Indirect Bath Heater, enhancing proprietary engineering capabilities. It also supported EIL's sustainability initiatives through Compressed Biogas (CBG) projects, Retrofit Emission Control Devices (RECD) for diesel generators, and evaluation of gas engine generators for improved energy performance. Collectively, these assignments improved plant reliability, energy efficiency, emissions reduction, and lifecycle performance, reinforcing EIL's position as a trusted partner for innovative and sustainable engineering solutions.

Process Engineering

Process engineering determines many of the cost, efficiency and operability decisions that define a project's long-term performance. FY26 assignments involved first-of-kind process designs, larger infrastructure projects and advanced refinery configuration studies, illustrating a wider technical scope across the portfolio.

Key Highlights

First 15 KTPA

micro-crystalline wax plant using IIP/EIL/NRL technology

Design and FEED for

3.5 m

diameter water pipeline, the largest diameter pipeline designed by the Company

First

CO_2 pipeline design

completed by the Company

Conceptualised Crude to Chemical plant

>60%

petrochemicals and aromatics

Hon'ble Prime Minister of India inaugurates Rajasthan Refinery Project

Case Study

Dangote Refinery & Petrochemicals Project, Nigeria

Engineering the World's Largest Single-train Refinery

Project Summary

The Dangote Refinery in the Lekki Free Trade Zone, Nigeria, is the largest overseas consultancy assignment ever executed by EIL. Delivered under the Project Management Services & EPCM model, the integrated complex comprises a 650,000 barrels-per-day (bpd) refinery and an 830 KTPA polypropylene plant.

The refinery has been successfully completed and has achieved a major operational milestone by reaching its full design capacity through the successful operation of its Crude Distillation Unit (CDU) and Motor Spirit (MS) Production Block.

Project Highlights

Location	Lekki Free Trade Zone, Nigeria
Major Units	CDU, RFCC, DMHC, RFCCG, MSB, ALKY, BUTA, HGU, PPU, CPP, SRU, Utilities & Offsites

Engineering at Scale

As the world's largest single-train refinery, this project involved the construction of gigantic process facilities featuring massive columns, furnaces, super-heavy lifts and single-piece modular installations.

Project scale:

20 Eiffel Towers
Equivalent structural steel

4 Burj Khalifas
Equivalent concrete volume

2.5 times Delhi to Lagos
Equivalent cable length

Delhi–Kanyakumari Pipeline Length
Equivalent distance

Execution Excellence

EIL accelerated construction through extensive precast civil works, offsite prefabrication of 150,000 MT of structural steel and single-piece transportation of heavy equipment using the site's oceanfront location. Large modules—including boilers, furnaces, FGSGs and HRSGs—were fully assembled before shipment, significantly reducing site work and improving execution efficiency.

Recognition

The Dangote Refinery Project received the "Most Influential Project" Award from the Project Management Institute (PMI) reflecting its engineering excellence and successful execution at an unprecedented scale.

Digital Engineering

Early-stage engineering depends on the speed with which process design can be translated into equipment layouts and preliminary cost estimates. Aspen HYSYS remained the primary platform for steady-state simulation and equipment sizing.

We initiated technical engagement with AspenTech on Aspen Opti-Plant to link process simulation outputs with preliminary equipment layouts and early capital cost estimation. Wider adoption has the potential to reduce engineering effort and shorten pre-FEED evaluation cycles.

Main Control Room at Guru Gobind Singh Refinery, Bhatinda

Environment and Process Safety

Project development begins well before engineering and procurement activities commence. Our QCI-NABET accreditation covers 16 sectors, including hydrocarbons, nuclear power, fertilisers, ports and hazardous waste facilities, allowing us to undertake environmental studies across much of our consultancy portfolio. The addition of green hydrogen broadens our participation in projects where environmental approvals precede engineering execution.

16

QCI-NABET accredited sectors

HRRL Township achieves GRIHA 4-Star Rating

Process Safety

Process safety assessments influence plant design, operability and risk management well before construction begins. Our process safety practice applies established methodologies to identify and evaluate hazards across the project lifecycle.

Process safety methodologies deployed

- Hazard and Operability Study (HAZOP)
- Safety Integrity Level (SIL)
- Quantitative Risk Assessment (QRA)
- Rapid Risk Assessment (RRA)
- Hazard Identification Study (HAZID)

Web-Based LOPA Platform

- Standardises SIL classification into an automated, collaborative workflow aligned with IEC 61511
- Replaces fragmented Excel-based practice with a single platform: automated SIL calculations, real-time risk visualisation, job-linked traceability and instant worksheet PDF generation
- Enables data reuse across projects and supports client-specific risk matrices

5

Projects using LOPA Platform

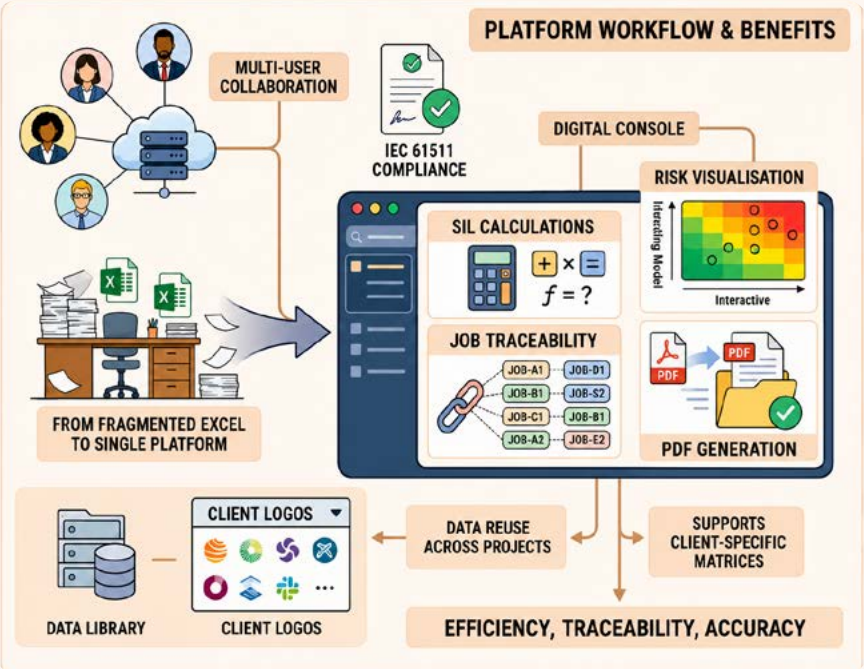

Procurement & Supply Chain Management

Procurement brings together engineering specifications, commercial discipline and statutory procurement requirements to support project execution. Our procurement activities span consultancy assignments, LSTK/OBE and depository projects, as well as the Company's operational requirements.

₹31,737 Cr

Total Procurement Handled

₹30,699 Cr

As Consultant, for Clients

₹1,038 Cr

EIL's LSTK/OBE/Depository Projects & In-House requirement (Goods & Services: ₹481.06 Cr and Works: ₹556.85 Cr)

Compliance with public procurement requirements remains integral to our procurement framework. Performance across most prescribed procurement categories remained in line with or above applicable thresholds. Procurement from SC/ST-owned MSEs remained below the prescribed requirement and vendor development efforts remained directed towards widening participation from this category.

55.75%

GeM procurement, standalone (vs 40% MoU target)

46.30%

MSE procurement, standalone (vs 25% target)

3.03%

Women-owned MSE procurement (vs 3% target)

0.11%

SC/ST-owned MSE procurement (vs 4% target)

Note: The percentages relating to GeM procurement and procurement from MSEs/Women-owned MSEs/SC-ST-owned MSEs presented here are computed only on EIL's standalone procurement of Goods & Services (and do not include Works or consultancy procurement).

Facilitation of MSME Payments through TReDS

Timely access to working capital remains important for MSME suppliers. We participate as a buyer on multiple Trade Receivables Discounting System (TReDS) platforms, enabling eligible MSME vendors to discount their accepted invoices through participating financiers and receive early payments based on EIL's credit profile.

As on 31 March 2026, EIL has registered with all the 5 (five) TReDS platforms as follows

TReDS Platform	Date of Registration
A. TReDS Limited (Invoicemart)	16 October 2018
Receivables Exchange of India Limited (RXIL)	7 December 2018
M1xchange (Mynd Solutions Private Limited)	3 March 2019
C2FO Factoring Solutions Private Limited (C2TReDS)	4 November 2024
KredX Platform Private Limited (DTX)	8 July 2025

MSME payment information for the FY 2025-26

Sl. No.	Factors	Number of Invoices (Q1)	Number of Invoices (Q2)	Number of Invoices (Q3)	Number of Invoices (Q4)	Number of Invoices (FY 2025-26)
(i)	Total number of invoices in respect to the MSEs available for payment during the quarter(whether due or not due)	1468	1568	1814	2025	6199
	(a) Opening	237	290	106	280	237
	(b) New receipts	1231	1278	1708	1745	5962
(ii)	Out of above (i). Invoices against which payments were done within 45 days	1178	1462	1534	1816	5990
(iii)	Out of above (i). Invoices against which payments were done beyond 45 days	0	0	0	0	0
(iv)	Out of above (i). Invoices against which payments not done. But 45 days not yet elapsed.	290	106	280	209	209
(v)	Out of above (i). Invoices against which payments not done. But 45 days elapsed #	0	0	0	0	0

#This excludes the invoices where there is a deficiency in documents on part of vendor

Digital Procurement

EIL is enhancing procurement efficiency and cross-functional coordination through integrated digital platforms such as EPS and the Project Interface Portal. These platforms connect projects and procurement teams through a common workflow, enabling electronic exchange of procurement inputs, real-time status tracking and improved visibility across dispersed projects. Reflecting the enhanced capacity of this digital procurement ecosystem, the number of Material Requisitions and Tenders against which orders were concluded during FY 2025–26 increased by approximately 25% and 26%, respectively, over FY 2024–25.

+25%

Material Requisitions Processed, YoY

+26%

Tenders Processed, YoY

Supporting Domestic Manufacturing

Broadening the domestic supplier base improves sourcing flexibility across specialised equipment categories. Supplier development under the Aatmanirbhar programme expanded the pool of qualified Indian suppliers across selected product categories. Certain specialised equipment packages remain dependent on imports, indicating areas where domestic manufacturing capability is still evolving.

Our supplier development initiatives also support Indian manufacturers seeking access to international markets. Suppliers are evaluated and handheld to meet global standards for recommendation to overseas clients

Our role as Independent Engineer under the Advanced Chemistry Cell (ACC) Production Linked Incentive (PLI) scheme extends our engagement with the domestic manufacturing ecosystem beyond project procurement. Verification of Domestic Value Addition (DVA) requirements contributes to implementation of the scheme while supporting greater localisation across the battery manufacturing value chain.

Construction

Construction is where engineering and procurement decisions are tested against site conditions. In FY26, mast climbers were the principal execution improvement to deliver a measurable effect on both project schedules and construction costs, particularly on refinery and petrochemical projects involving extensive work at height. The results identified a specific execution practice with a demonstrable operational impact rather than attributing outcomes to broader technology adoption.

Local-to-Global Channel

2,768

Enlisted suppliers

71

MSME Suppliers enlisted in FY26

13

Item categories with first Indian supplier added

31

Item categories with second Indian supplier added

During the year, the Construction Division significantly strengthened its resources - 295 outsourced personnel were engaged to support site execution, 56 professionals were inducted into regular roles and 15 Management Trainees were absorbed into permanent positions.

Execution Innovations

- Modularised construction of the DAS Unit, BPCL Mumbai, to limit hot works within an operating refinery
- Re-sequenced shaft casing erection and excavation, LPG Cavern, Mangalore
- Vertical equipment layout and titanium piping spools, Bio-Refinery, Assam

Lessons Being Institutionalised

- Integrating construction requirements earlier at the engineering stage
- Wider use of digital progress-tracking dashboards
- Closer monitoring of contractor resource deployment and compliance

PDH-PP Project in Usar, Maharashtra

Case Study

Advanced Training Institute (ATI), Goa

Powering India Energy Week 2026

Project Summary

EIL successfully developed world-class infrastructure at ONGC's Advanced Training Institute (ATI), Goa for India Energy Week (IEW) 2026, India's flagship global energy event. Delivered in a record 15 months, the project transformed the campus into a permanent international convention and exhibition destination through end-to-end engineering, procurement, construction management and commissioning services.

Key Infrastructure Developed

- **World-class Convention Centre** with advanced digital and audiovisual systems
- **Modern Exhibition Hall** designed for large-scale international exhibitions
- **Management Development Facility (MDF)** with executive learning and training spaces
- **Utility Buildings** supporting integrated campus operations
- **Comprehensive External Infrastructure,** including roads, utilities, dedicated jetty and helipad for seamless multimodal connectivity

Project Highlights

₹1,100+ Crore
Project cost

15 Months
Execution timeline

~40,000 sq. m.
World-class Infrastructure Delivered

4,000+
Capacity at the Convention Centre

30 m × 8.64 m
Convention Screen, among India's largest

50 m × 22 m
Movable Partition, among the world's largest

7,200 sq. m.
Permanent Exhibition Hall

GRIHA 5-Star
Targeted Facilities

Execution Excellence

Despite Goa's heaviest monsoon seasons in over a century, EIL completed the project within the committed schedule through meticulous planning, innovative execution strategies, close stakeholder coordination and round-the-clock monitoring. The project established a new benchmark in delivering complex infrastructure within an accelerated timeline while maintaining high standards of quality and sustainability.

Recognition

The successful delivery of the infrastructure enabled the flawless hosting of IEW 2026, reinforcing EIL's engineering excellence, project management capabilities and its position as a trusted partner for delivering mission-critical infrastructure projects of national importance.

Project Management and Delivery

We established a dedicated Project Engineering Management department to coordinate activities across project functions through a common execution framework. Integration of EngDMS, EPS and EIL CP has improved information flow and reduced dependence on manual coordination across project teams.

Commissioning Milestones, FY26

Vizag Refinery Modernization Project of HPCL, including India's first Residual Upgradation Facility (RUF) unit.

Krishnapatnam-Hyderabad Multiproduct Pipeline (425 km), commissioned

Numaligarh-Siliguri Pipeline- capacity augmented from 1.72 to 5.5 MMTPA

80,000 MT LPG Cavern Project in Mangalore

Quality Assurance & Customer Experience

Quality management depends on consistent execution across every stage of project delivery. Our internal audit programme covers all ISO 9001-certified units and project sites, with audit priorities based on project risk, operational criticality and previous findings.

Internal quality audits identified opportunities to improve documentation, monitoring of quality objectives and adherence to established quality governance processes. Corrective actions have been incorporated into the annual quality improvement programme.



Customer Perception Survey

Findings from the FY26 Customer Perception Survey resulted in changes to approval workflows, project governance, client engagement and tender communication, with the objective of improving responsiveness, transparency and coordination across project execution.

Approval & Governance

- Approval workflows streamlined against the Delegation of Powers to cut timelines
- Dedicated discipline-lead teams and periodic PEM resource-loading reviews for major assignments
- Strengthened escalation mechanisms to expedite document review

Transparency & Engagement

- Cost-estimate backup and calculations shared with clients where permissible
- Enlisted Vendor List applicability clarified in tender documents and at kick-off meetings
- Structured review meetings for earlier issue resolution

Information Technology Services & Cybersecurity

We strengthened our cybersecurity response during Operation Sindoor by deploying geofencing at internet perimeter firewalls, supported by SOAR automation for continuous identification and blacklisting of malicious IP addresses. Our participation in the CERT-In Honeypot Project further supports ongoing threat intelligence and cyber risk monitoring.

International expansion has created a second, quieter compliance requirement, keeping data onshore while giving overseas offices working access to it. Our offices in Abu Dhabi and the Kingdom of Saudi Arabia connect to headquarters systems through dedicated ISP links and a secure remote access solution run from Delhi and Gurugram, where all services, data and servers remain hosted, satisfying India's data sovereignty requirements without a duplicate IT stack in each jurisdiction.

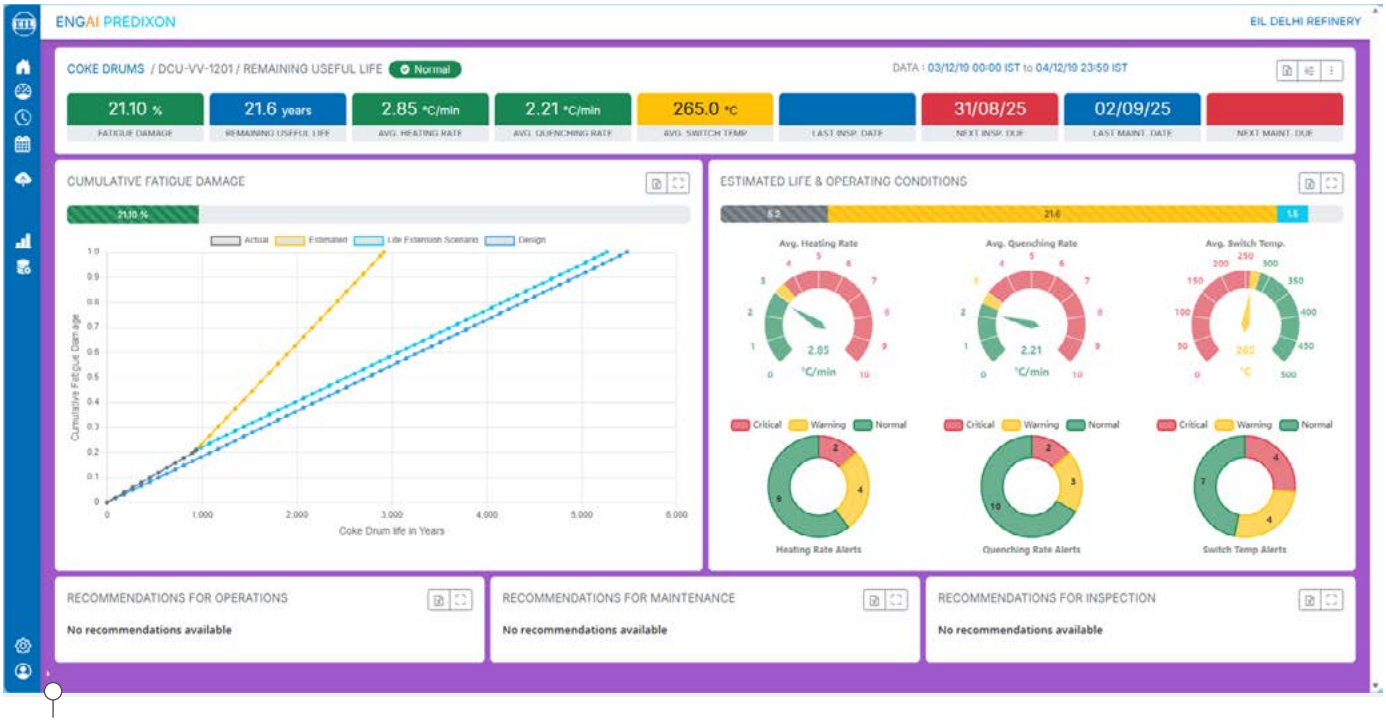

EngAIPredixon™ Dashboard

Digital Technology Solutions

We are developing and deploying digital tools to enhance efficiency, streamline processes and deliver greater value to our clients.

1

EngProjectView®

Unified project dashboard bringing engineering, procurement and construction data onto a single platform with real-time status.

2

EngCO_2चित्रण®

SaaS platform for CO2e emissions estimation, patent-applied and already used on a live client project.

3

EngAIDesign™

AI-enabled instrumentation cable schedule tool, reduces cable lengths and junction boxes, saving an estimated ₹8–10 crore on a large refinery project.

4

EngAIPredixon™

AI platform for real-time structural integrity monitoring and predictive maintenance of coke drums, in advanced validation, patent applied.

5

EngHtr

AI-enabled fired heater optimisation tool improves energy efficiency, reduces fuel consumption and lowers CO emissions through real-time operational intelligence.

6

EngAICosting

AI-based procurement cost estimation platform, trained on EIL's in-house project data to generate accurate equipment cost estimates and improve procurement planning.

Research, Development & Intellectual Property

Our patent portfolio is centred on technologies that improve system efficiency, operations and maintenance and process and product development. With a commercialisation rate of ~65%, our intellectual property is directed towards practical application rather than portfolio expansion alone.

24

Patents Applied, FY26

10

Previously Filed Patents Granted

~65%

Patent Commercialisation Rate

Technology	Application	Stage
Sustainable Aviation Fuel (SAF)	Refining feedstock conversion	**Advanced commercialisation**
Super Adsorbent Polymer (SAP)	Industrial applications	**Advanced commercialisation**
EngTreat	Effluent treatment performance	**Commercialised, multiple references**
Desalter Technology	Crude desalting	**Commercialised, multi-site rollout**
CBG (Compressed Bio-Gas)	Alternative fuels	**Pilot scale**
DeOxo	Process application	**Bench scale**

Research Partnerships

IIT Kanpur

Development

Entered into a Memorandum of Agreement to jointly develop hydrogen production through solar thermal cracking of ammonia.

Business Relevance

Expands our research activities in an emerging low-carbon technology aligned with evolving energy sector requirements.

HPCL – Mumbai Refinery

Development

Awarded the implementation of a Refinery Off-Gas Pressure Swing Adsorption (PSA) package, with detailed engineering commencing following the earlier feasibility phase.

Business Relevance

Advances the engagement from feasibility studies to project execution, extending our engineering scope.

Intellectual Property Governance

Our intellectual property governance framework supports collaboration with industry and research institutions through defined confidentiality protocols, designated communication channels and standardised processes for documenting commercial intent before project execution. These controls protect proprietary information while facilitating technology development and commercial deployment.

IP Governance with Global Partners

- Non-disclosure agreements executed ahead of any data transfer
- A single nominated employee as correspondence channel, to avoid fragmented communication
- A standard framework to capture commercial intent of each transaction before finalisation

Case Study

Visakh Refinery Residue Upgradation Facility (RUF)

A Global First in Refining Technology

Project Summary

The successful commissioning of the 3.55 MMTPA Residue Upgradation Facility (RUF) at Visakh Refinery marks a major milestone in India's refining sector. Featuring the world's first and largest LC-Max unit, the facility enables an exceptional 93% conversion of bottom-of-the-barrel residues into high-value distillates, enhancing refinery efficiency and product value.

As the Engineering and Project Management Consultant, EIL provided end-to-end engineering and project management services, successfully delivering one of the country's most technologically advanced refining projects.

Project Highlights

1st
World's Largest LC-Max Unit

93% Bottom-of-the-Barrel
Residues converted into High-Value Distillates

Enhanced
Refinery Efficiency & Energy Security



Human Capital

Human capital is one of our most valuable strategic assets. Our people combine deep engineering expertise, project execution excellence and an unwavering commitment to safety and innovation. Through structured workforce planning, continuous learning, leadership development and an inclusive workplace culture, we are strengthening organisational resilience while creating the capabilities needed to deliver complex projects and accelerate the nation's energy transition.

SDGs Impacted

3 GOOD HEALTH AND WELL-BEING
5 GENDER EQUALITY
8 DECENT WORK AND ECONOMIC GROWTH
10 REDUCED INEQUALITIES

Stakeholders impacted

Employees

Material topics and their progress

Material Topic	Performance Highlights	Outcome / Progress
Occupational Health & Safety	**Zero** LTIFR	▸ Multiple LTI-free milestones achieved across project sites ▸ ISO 45001-certified HSE management system
Human Rights	**94%** Grievances resolved	▸ Structured grievance redressal mechanism and Presidential Directives on reservations implemented
Talent Attraction & Retention	**2,747** employees	▸ Strengthened workforce through MTs ▸ Domain experts and specialised hiring for emerging sectors
Employee Wellbeing & Engagement	**89%** positive safe workplace score*	▸ Expanded health, wellness and employee engagement initiatives through HALE, Aarogyam and Synergia
Learning & Development	**4.28** training man-days/employee	▸ Leadership development and competency-based learning strengthened across all employee levels
Diversity, Equity & Inclusion	**11.87%** women workforce	▸ Enhanced women-focused development, mentoring and inclusive workplace practices

* Average for 3 years

Strategic Workforce Planning

Our workforce strategy is aligned with our expanding business portfolio and evolving project pipeline. As our order book grows and project complexity increases, we adopt a diversified workforce model that combines strategic hiring, capability development and flexible resource deployment to ensure the right expertise is available at the right time.

2,747

Employees on rolls

206

New hires (FY26)

Building a Future-Ready Workforce

Fresh Talent Intake

Recruitment of Management Trainees at the entry level to build a strong pipeline of future capabilities.

Experienced Professionals

Targeted hiring of domain specialists to strengthen execution across complex projects and specialised mandates.

Experts & Consultants

Engagement of subject matter experts and consultants to provide specialised knowledge whenever project requirements demand.

Fixed-Term & Flexible Workforce

Deployment of fixed-term resources and strategic outsourcing to scale capacity in line with business and project requirements.

Emerging-Sector Talent

Onboarding specialised professionals in Energy Transition, Green Hydrogen, Sustainable Aviation Fuel (SAF), Net Zero, Digitalisation and other emerging growth areas.

Internal Workforce Optimisation

Enhancing organisational agility through cross-functional deployment, structured job rotations and digital productivity initiatives that maximise existing capabilities.

Building Agility for the Future

Alongside strategic hiring, we continue to strengthen organisational capability through succession planning, competency mapping, leadership development programmes and structured job rotations that enhance cross-functional expertise and workforce agility. Our learning and certification initiatives are being expanded to build future-ready capabilities and ensure a sustainable pipeline of skilled professionals for emerging business opportunities.

Focus Areas for Capability Enhancement

As industry demand accelerates, we continue to strengthen capabilities across specialised disciplines, including:

- **Process Engineering**
- **Instrumentation & Control**
- **Digital Technology Solutions**
- **Project Management**
- **Metallurgy**
- **Advanced Process Technologies**
- **Green Hydrogen**
- **Carbon Capture**
- **Renewable Energy**

Learning & Development

Our learning and development framework is anchored in a well-defined competency model that outlines the competencies, proficiency levels and behavioural expectations for every role. This framework serves as the foundation for our Annual Training Calendar (ATC), guiding learning interventions across functions and career stages while supporting leadership development, succession planning and long-term organisational capability.

287

Total number of training programs

8,217

Total training/conference participation

Hon'ble Minister of P&NG interacting with International Delegates as part of WeLead-Woman Leadership Program, organized by EIL

Behavioural Competency Framework

Behavioural learning programmes are organised into four competency clusters aligned with employees' career progression, while technical and functional programmes strengthen domain expertise across specialised disciplines.

Aadhar (Levels L1–L9)	Access (Level L12)	Climb (Levels L13–L15)	Build (Levels L16–L18)	Lead (Levels L19–L20)
Developing foundational behavioural capabilities for early-career professionals.	Building supervisory effectiveness and collaborative capabilities.	Strengthening managerial capabilities and cross-functional effectiveness.	Developing Mid Level Leadership Capabilities for Higher Roles	Developing Senior Leadership Capabilities through Focused Behavioral Interventions

Certifications & External Exposure

We encourage employees to continuously enhance their professional capabilities through executive education, higher certifications and industry engagement. Employees pursue recognised certifications such as TOFD, PAUT, T-BOSIET, ASME, API and PMP, while also participating in national and international conferences and symposia, including the World Petrotech Congress, Energy Technology Meet, ADIPEC, India Energy Week and GASTECH. Memberships in professional bodies further enable them to stay abreast of emerging industry trends and global best practices.

Glimpses of Townhall meeting of EIL Management with Senior Officials

Leadership Development & Performance

Developing future leaders is a strategic priority that supports long-term business sustainability and organisational resilience. Through structured leadership interventions, performance management and succession planning, we are building a strong leadership pipeline across every level of the organisation.

Resident Construction Managers (RCM) Meet 2026

Leadership Development Programmes

Our leadership development initiatives are designed to strengthen leadership capabilities at different career stages, preparing employees for progressively greater responsibilities.

16/269

Leadership development programmes / attendees

75

Executives assessed via ADC

9

Senior executives assessed (Hogan)

Shikhar

Advanced Leadership Programme

Participants:

CGMs & EDs

Aarohan

Leadership Development Programme

Participants:

GMs & DGMs

Daksh

Management Development Programme

Participants:

GMs, DGMs & AGMs

Pragaman

Building Managerial Excellence

Participants:

Junior-level officers

Assessment & Development Centres (ADC)

It serves as an effective platform for identifying individual strengths and development needs. Each assessment is followed by a one-on-one development dialogue with an experienced facilitator, enabling participants to understand the impact of their leadership style on others and create targeted development plans.

Performance Management System (PMS)

Our Performance Management System (PMS) is designed to be scientific, structured and aligned with industry best practices. Performance is evaluated through an integrated annual performance-planning framework built on three interconnected elements:

KRA – Key Responsibility Areas

Defines what each role is expected to deliver.

KPI – Key Performance Indicators

Measures the achievement of targeted outcomes.

LPI – Lead Performance Indicators

Tracks forward-looking drivers that support future performance.

Succession Planning

It distinguishes between Strategic Positions roles with direct strategic impact, autonomous decision-making authority and significant influence on revenue or cost and Support Positions, which enable value creation by strengthening strategic roles and core business processes. This structured approach helps ensure leadership continuity for the positions that are most critical to the organisation's long-term performance.

Employee Engagement & Culture

We operate through a matrix organisational structure where successful project execution depends on seamless collaboration across functions. We therefore invest in employee engagement, knowledge sharing and team-building initiatives that strengthen collaboration, foster a high-performance culture and reinforce organisational cohesiveness.

'SPANDAN', the Annual Cultural Event of Management Trainees (MTs) Batch 2025

URJAALEKH (under YOUPHORIA)

A two-day Intra-Industry Technical Paper Writing Competition conducted through the youth engagement platform for millennials across Oil & Gas CPSEs, aimed at engaging, enabling and empowering young talent.

Synergia (Outbound & In-house)

Specialised team-building interventions with participants randomly selected through in-house software across different experience levels to strengthen collaboration and enhance team effectiveness.

Suvigya Vyakhyaan Shrinkhala (Expert Lecture Series)

'सुविज्ञ' (Expert) lectures delivered by distinguished professionals from industry and academia, covering technology, management and leadership.

Recognition & Knowledge Sharing

Annual Award Scheme

Recognises individual contributions and team achievements, reinforcing exemplary performance while aligning organisational objectives with individual aspirations.

Millennial & Gen-Z Engagement (In-house Competitions)

Photography, collage-making, debates and similar competitions that encourage participation, creativity and a stronger sense of community among younger colleagues.



Knowledge-Sharing Culture (Systems & Forums)

Knowledge exchange is enabled through e-DMS, the Department Intranet, the Tacit Knowledge Repository System, Lesson-Learnt Workshops, Discussion Forums and Knowledge-Sharing Workshops, promoting continuous learning across the organisation.

Onboarding New Talent

Our Orientation Programme familiarises new employees with the organisation by providing an overview of key functions including Engineering, Projects, Business Development, HR and Finance and their interdependencies. This is complemented by a structured Mentorship Programme that strengthens engagement, accelerates integration and supports retention from the very beginning.

Diversity, Equity & Inclusion

Diversity, equity and inclusion are integral to our people strategy and guide the way we recruit, develop and engage our workforce. We embed equitable practices across the employee lifecycle, anchored in statutory compliance while fostering an inclusive workplace culture.

Gender

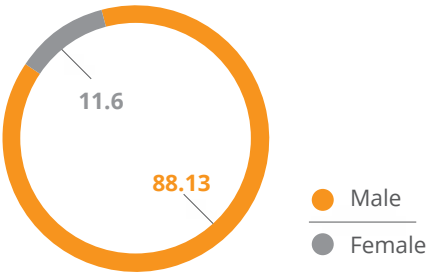

44

PwD (Divyangjan) employees

Advancing Women at EIL

Women Forum

A dedicated platform focused on supporting women's development, empowerment and well-being through initiatives that promote inclusion, awareness, learning and professional growth.

M2M — Mother to Mother

A mentoring programme that supports new mothers in their transition back to work after maternity leave, including sessions focused on psychological well-being.

Crèche Facility

An on-site crèche at the EIL Gurugram office complex that helps employees balance their professional and parenting responsibilities.

Capability Building

Initiatives including self-defence training conducted by Delhi Police officers, Women Development Programmes, financial awareness sessions and participation in leadership development programmes.

Health & Well-being

Programmes such as women's trekking initiatives, dedicated gym slots and fitness challenges including the Stepathon, coordinated by the Women Forum.

A Safe Workplace

A robust Internal Committee for the Prevention of Sexual Harassment (POSH) supports a respectful workplace.

Our commitment to inclusion extends across all dimensions of diversity.

- Presidential Directives relating to reservations for SC, ST, OBC, PwD and EWS categories are conscientiously implemented, supported by dedicated Liaison and Grievance Redressal Officers.
- An Equal Opportunity Policy, together with provisions under the Rights of Persons with Disabilities Act, 2016, promotes an inclusive workplace for colleagues with disabilities (Divyangjan).
- Scholarships for SC and ST undergraduate engineering students extend our inclusion agenda beyond our workforce and contribute to the development of future engineering talent.

Health, Well-being & Work-Life Balance

We believe that a healthy and energised workforce is fundamental to sustained organisational performance. Our well-being initiatives integrate physical fitness, mental wellness and healthy lifestyles into everyday work, creating an environment where employees and their families can thrive.

Well-being Initiatives

HALE – Health Assessment & Lifestyle Enrichment

Regular meditation and lifestyle programmes led by medical experts, nutritionists and Ayurveda practitioners to promote holistic well-being.

Aarogyam (Daily Online Yoga)

Specially curated online yoga sessions for employees and their families, encouraging well-being as part of their daily routine.

Fitness & Sport

A fully modernised in-house gymnasium, complemented by active participation in PSPB tournaments across cricket, badminton, football, chess, bridge and carrom, fostering fitness, teamwork and a healthy work-life balance.

Occupational Health & Safety

Ours is a dual operating environment - knowledge-based design and project-management work in our offices and complex, high-risk execution at large hydrocarbon and infrastructure construction sites. Across both, we pursue a single, uncompromising goal: a culture of zero harm. Our strategy emphasises proactive risk management, strict regulatory compliance and the steady integration of modern technology to create safer workplaces for our employees, our contractor workforce and the communities around our sites.

ISO 45001:2018

Occupational Health & Safety Management System

ISO 14001:2015

Environmental Management System

HSE Pulse

Quarterly in-house HSE publication

Safety on Two Fronts

The nature of our safety risk differs sharply between our offices and our project sites, so our controls are tailored to each environment.

At our offices

- Periodic mock evacuation drills and fire-safety training build emergency preparedness and resilience.
- A digital Incident Reporting System enables quick, structured reporting of any safety incident.
- Health talks, health camps and yoga sessions under the HALE umbrella support day-to-day well-being.
- HSE aspects are engineered in from the start built into departmental procedures, specifications and exhaustive HSE checklists.

At our construction sites

- A dedicated HSE specification for construction sites sets the requirements contractors must comply with, revisited periodically to reflect current best practice.
- Qualified safety personnel are deployed in proportion to workforce strength and site risk profile.
- A mobile application allows real-time reporting of HSE observations and non-compliances at site.
- An HSE Performance Rating system and awards for the best-performing sites, contractors and individuals foster a strong safety culture; LTA-free certificates recognise sustained safe performance.

Protecting Our Site Workforce

In FY 2025-26, we operated a comprehensive framework built on four pillars to ensure competency, awareness, welfare and compliance across every site.

Skill & competency

Mandatory induction for all employees before deployment; job-specific competency training for work at height, lifting, confined-space entry, electrical, excavation and welding; verification of certifications for operators, riggers, scaffolders, welders and electricians.

Training & HSE awareness

Periodic HSE training, mock drills and emergency-preparedness exercises; daily pre-job briefings; continuous monitoring through HSE audits, inspections and safety walks with corrective action.

Employee welfare

Potable drinking water, sanitation, rest shelters and first-aid at every site; mandatory PPE for all workers; periodic health check-ups and occupational-health awareness for high-risk activities.

Contractor compliance

Qualified safety personnel matched to risk; regular review of HSE Plans, training matrices and welfare requirements; non-compliance addressed through corrective action, warnings and contractual penalties.

Steps and initiatives taken for Health & Safety improvement of Human Resources:

S. no	Activities	Compliance Status
1.	Installation of MERV 13 Pre-filter and UVGI system in Air Handling Unit (AHU) of HVAC system for better air quality in EIL Delhi Office.	**Complied**
2.	Installation of 50 KLD Package Sewerage Treatment Plant (STP) for zero discharge in EIL Delhi Office.	**Partially Complied**
3.	Installation of 130 KVA Solar Photovoltaic System (SPV) modules in EIL Delhi in addition to 940 KVA installed in Gurugram.	**Complied**
4.	Health camp/Health talks organized.	**Complied**
5.	Use of Ceramic cups/glass bottles in place of single use plastic/cups.	**Complied**
6.	Floor-wise First Aid Boxes are installed.	**Complied**
7.	Environment Parameter monitoring in all buildings of EIL	**Complied**
8.	Yoga classes are being held in virtual mode for employees on daily basis.	**Complied**

Mobile Health Clinic Van for health services to migrant workers in Gurugram, Haryana

Social & Relationship Capital

As a Navratna Central Public Sector Enterprise, our ability to win and deliver complex mandates rests on the trust of our clients, the goodwill of the communities around our projects, the strength of our supply chain and our partnerships with government, academia and civil society. We manage these relationships strategically, recognising their importance in building trust, supporting sustainable growth and creating long-term value for our stakeholders and society.

SDGs Impacted

Stakeholders impacted

Suppliers

Shareholders

NGOs

Communities

Material topics and their progress

Material Topic	Performance Highlights	Outcome / Progress
Responsible Supply Chain & Contractor Management	**42** A1/A2 items for which Indian Supplier added	▸ Strengthened Vendor Development for Aatmanirbhar Bharat ▸ Fully digital Enlistment Process ▸ Procurement via EPS, GeM and CPP portals
Community Development & Social Investment	**20,000+** beneficiaries (Project Sanjivani Medical Van)	▸ CSR initiatives delivered across healthcare, education, skilling and women's health through NGO and civil-society partnerships

Investing in Our Communities

We believe that sustainable progress is built on inclusive growth. Our CSR initiatives are designed to address social and environmental needs through impactful, community-centric programmes. By leveraging our engineering expertise and collaborating with implementation partners, we work towards improving healthcare access, strengthening education, promoting livelihoods, protecting the environment and empowering underserved communities.

8.43 Lakh

Total CSR beneficiaries, FY 2025-26

93

Capital assets created via CSR, FY 2025-26

Camp for distribution of aids and assistive devices to Divyangjans

Our CSR focus areas

Healthcare & Nutrition	Education & Skilling	Rural Development	Environment	Water & Sanitation	Upliftment	Women's Empowerment
Sanjivani	*Pragyata / Praveen*	*Pragati*	*Prakriti*	*Jal-Dhara / Swachh Kiran*	*Samridhi*	*Shakti*

Vision

To enrich the lives of people through social upliftment, promote inclusive growth and recharge the environment through sustainable processes.

How our CSR is governed

Policy & Committee

A Board-approved CSR policy under Section 135 guides our work, with a CSR Committee chaired by the C&MD overseeing execution and fund utilisation.

Annual Action Plan

The Board approves an annual action plan each year, setting thrust areas, ongoing projects, fund-utilisation mechanisms and the monitoring approach.

Installation of water purifiers for Govt. schools in aspirational district of West Jaintia Hills, Meghalaya

Healthcare at the Doorstep

Project Sanjivani | Mobile Medical Services

Challenge

For residents of remote villages in Barmer, Rajasthan, limited healthcare infrastructure and long travel distances often delay timely medical treatment, particularly for the elderly.

Intervention

Under Project Sanjivani, EIL's Mobile Medical Van reached Mohan Lal, a 78-year-old villager, after a toe injury had developed into severe inflammation. The onboard medical team treated the wound, administered medicines and provided hygiene guidance to prevent further infection.

Impact

Timely doorstep medical care prevented complications, restored his mobility and eliminated the need for costly travel to distant healthcare facilities, demonstrating the power of accessible primary healthcare for underserved communities.

Affordable Healthcare for Urban Communities

Community Healthcare Services | Jan Arogyam Kendra

Challenge

In the densely populated Khora Colony, Ghaziabad, financial constraints often prevent vulnerable families from seeking timely medical care, leading to worsening health conditions.

Intervention

EIL-supported Jan Arogyam Kendra provided Sunita Devi, a 55-year-old resident suffering from chronic weakness, abdominal pain and malnutrition, with free diagnostics, medicines, personalised treatment and counselling.

Impact

The intervention enabled early diagnosis, improved her health through continued care and reinforced the importance of accessible community healthcare in improving the well-being of underserved populations.

Prime Minister's Internship Scheme (PMIS)

As part of the Prime Minister's Internship Scheme (PMIS) administered by the Ministry of Corporate Affairs (MCA), EIL received 682 applications for 385 internship positions during FY 2025–26. Following the selection process, 156 candidates were issued internship offers, of which 58 were accepted, resulting in 21 interns joining the organization. The remaining vacancies could not be filled as the PMIS portal did not provide further scope for issuing additional offers. This constraint was formally brought to the attention of the PMIS Cell under the Ministry of Corporate Affairs for resolution.

Sports Scholarship Scheme

EIL awarded Sports Scholarship to 14 promising young sportspersons under its Sports Scholarship Scheme, comprising 5 scholars in Swimming, 5 in Kabaddi and 4 in Athletics. The Scheme aims to nurture emerging sporting talent by providing financial support and encouragement, enabling the scholars to excel in their respective disciplines while reinforcing EIL's commitment to promoting sports and developing future champions.

Impact

At just 14 years of age, EIL Sports Scholarship Athlete Ms. Saanvi Deshwal has made history with an extraordinary performance at the 79th Senior National Aquatic Championships 2026.

Winning three Gold medals and one Silver medal, while setting a new National Meet Record in the Women's 200m Individual Medley, Saanvi was adjudged the prestigious "Best Female Swimmer (Women)" of the Championship. Her remarkable achievement reflects exceptional talent, unwavering determination and a relentless pursuit of excellence.

Enduring Client Relationships

Client excellence is central to our strategy. Over six decades, we have built enduring relationships earned through satisfaction, loyalty and a trusted presence across the engineering and consultancy domains serving national oil & gas majors, private-sector leaders and international clients across the hydrocarbon and infrastructure value chain. Repeat business from marquee clients is our strongest endorsement.

Voice of the customer

Planned customer-perception surveys and structured feedback analysis feed directly into our quality movement.

Management ownership

The Management Review Committee, chaired by the C&MD, reviews client focus and operational excellence.

A trusted advisor

Long-standing relationships with national energy companies, supported by overseas offices that keep us close to global clients.

Technical Training of Delegates from Mongolia

EIL Gurugram Office Complex

Natural Capital

Natural capital is fundamental to our purpose of engineering a more sustainable future. While we continuously reduce the environmental footprint of our own operations through responsible resource management, our greatest contribution lies in enabling clients to decarbonise energy systems and build environmentally resilient infrastructure. Through innovation, environmental stewardship and engineering excellence, we help conserve natural resources, advance the energy transition and create long-term value for society and the planet.

SDGs Impacted

Stakeholders impacted

Employees

Customers

Regulatory and Industry Bodies

Material topics and their progress

Material Topic	Performance Highlights	Outcome / Progress
Energy Management & GHG Emissions	**6,122 MT** CO_2e Scope 1+2 emissions (5.7% ↓ YoY)	▸ Solar capacity expanded to 1,422 kWp (+10.06%) ▸ Renewable generation of 1.15 Million kWh, resulting in evasion of ~ 817 tCO_2e emissions ▸ BMS-based HVAC optimisation and efficient equipment replacement advanced the Net Zero-by-2035 roadmap
Water Management & Stewardship	**23.9 %** YoY reduction in water usage	▸ Rainwater-harvesting potential increased with additional RWH pit ▸ STP-treated wastewater reused for horticulture ▸ Utilities, reducing freshwater dependency
Waste Management & Circularity	**0.295 kg/Lakh Rs.** Waste intensity per rupee of turnover	▸ Wastepaper Recycling Facility set up at Gurugram ▸ Demo CBG plant converting kitchen and horticulture waste to biogas ▸ Source segregation and STP-sludge reuse embedding circular-economy principles

Our Environment Policy

- Ensure compliance with applicable environmental requirements and regulations across the design and delivery of our products, services and operations.
- Factor environmental impact into our decision-making processes.
- Promote and develop green technologies for sustainable development.
- Build environmental awareness among all employees.
- Apply the principles of Reduce, Reuse and Recycle across all operations.

Our Decarbonisation Approach

Our operational decarbonisation strategy is built around four interconnected priorities that collectively support our journey towards Net Zero.

Transitioning to Net Zero by 2035

We are advancing towards our Net Zero 2035 commitment through a phased decarbonisation roadmap that combines energy efficiency, renewable energy adoption and resource optimisation across our operations. During FY 2025-26, our combined Scope 1 and Scope 2 emissions declined to 6,122 $MTCO_2e$, representing a 5.7% year-on-year reduction and continuing a consistent downward trajectory over the past three years.

Reducing Energy Demand

Improving energy performance through Building Management System (BMS)-based optimisation of HVAC operations, LED lighting upgrades, phased replacement of ageing air-conditioning systems with 5-star rated units and migration from desktop computers to power-efficient laptops.

Expanding Renewable Energy

Increasing the share of clean energy through rooftop solar photovoltaic installations and pilot renewable technologies that reduce dependence on grid electricity.

Optimising Resource Use

Enhancing operational efficiency through water conservation, wastewater recycling, rainwater harvesting and continuous monitoring of resource consumption.

Advancing Circularity

Reducing waste generation through source segregation, digitalisation, recycling, waste-to-energy initiatives and responsible disposal practices.

Carbon Emissions Performance

Our sustained focus on operational efficiency and clean energy continues to deliver measurable reductions in greenhouse gas emissions.

Emissions Parameter	FY 2023-24	FY 2024-25	FY 2025-26
Scope 1 ($MTCO_2e$)	269	279	267
Scope 2 ($MTCO_2e$)	6,648	6,213	5,855
Total Scope 1 & 2 ($MTCO_2e$)	6,917	6,492	6,122
Year-on-Year Reduction	5.93%	6.15%	5.70%

EV Charging Station at EIL New Delhi and Gurugram Complex

Renewable Energy & Energy Efficiency

Renewable energy and energy efficiency form the cornerstone of our operational decarbonisation efforts. Through the expansion of rooftop solar capacity, adoption of energy-efficient technologies and optimisation of building operations, we continue to reduce energy consumption, lower emissions and strengthen the sustainability of our workplaces.

Our renewable energy and energy-efficiency initiatives include:

Solar Photovoltaic (SPV) | 1,422 kWp

Rooftop solar installations integrated with existing electrical infrastructure across EIL offices and housing complexes maximise self-consumption of renewable electricity and reduce dependence on grid power.

Pilot Rooftop Wind Turbine | 600 W

A rooftop wind turbine pilot is evaluating the feasibility of small-scale wind generation in low wind-speed urban environments and supporting the assessment of future hybrid solar-wind systems for space-constrained locations.

Smart Building Management

Automated Building Management System (BMS)-based control of HVAC operations, supported by LED lighting upgrades and net-metering systems, enables continuous optimisation of building energy performance and operational efficiency.

Efficient Equipment

The phased replacement of ageing air-conditioning units with 5-star rated systems and the migration from desktop computers to power-efficient laptops continue to reduce electricity consumption across our workplaces.

130 kW

capacity Solar PV system commissioned at New Delhi office

Carbon Capture & Utilisation Unit Powered by Greengine's Technology, a start-up funded by EIL

Water Stewardship

Although our consultancy operations have a relatively modest operational water footprint, we remain committed to responsible water management through conservation, recycling and reuse initiatives that reduce dependence on freshwater resources.

Rainwater Harvesting

Harvesting potential was enhanced through the construction of an additional rainwater harvesting pit alongside improved utilisation of the existing rainwater harvesting infrastructure.

Wastewater Recycling

The membrane bio-reactor Sewage Treatment Plant (STP) at our Gurugram campus treats sewage on-site and supplies treated water for horticulture and other non-potable applications, significantly reducing freshwater demand.

Water Conservation

Sprinkler taps installed at our Gurugram and New Delhi offices help minimise water consumption at source, supported by continuous monitoring and optimisation of water use across facilities.

Circular Economy & Waste Management

We view waste as a valuable resource that can be recovered, reused and reintegrated into operations wherever feasible. As an engineering consultancy, our office waste is largely non-hazardous.

Reduce

Digital workflows minimise paper consumption.

Segregate

Waste segregated at source.

Recover

Paper, plastic, metal, hazardous waste and e-waste handled through authorised recyclers.

Reuse

- STP-treated water reused.
- STP sludge utilised for horticulture.

Generate Value

- Demonstration CBG Plant converts organic waste into biogas.
- Wastepaper Recycling Facility closes the paper loop.

Bio-composting Facility at EIL Gurugram Complex

Solid Waste Management

Waste is segregated at source, while digital workflows minimise paper consumption. Paper, plastic, metal, hazardous waste and electronic waste are safely collected and disposed of through approved recyclers. Sludge generated from the Sewage Treatment Plant is reused for horticultural purposes within the campus.

Waste-to-Energy Demonstration

A demonstration Compressed Biogas (CBG) plant at the Gurugram campus converts kitchen and horticultural waste into biogas, showcasing the potential of decentralised waste-to-energy solutions within office campuses.

Liquid Waste Management

Wastewater generated at our facilities is treated through the Sewage Treatment Plant, with treated water reused for landscaping and other non-potable applications. Water quality is continuously monitored to ensure safe reuse.

Closing the Paper Loop

A dedicated Wastepaper Recycling Facility is being established at the Gurugram campus to recover office paper waste and strengthen circular resource management by enabling recycling within our own operations.

Biodiversity

Our commitment to environmental stewardship extends beyond reducing operational emissions to enhancing biodiversity within our campuses. At our Gurugram campus, we are developing a dense native Miyawaki Forest that contributes to urban biodiversity, strengthens local ecological resilience and improves the quality of the surrounding environment. By increasing native green cover, the initiative supports carbon sequestration, creates habitats for local flora and fauna and provides a healthier, greener workplace for employees and neighbouring communities.

Climate Action & Net Zero

Accelerating the Journey to Net Zero

We combine engineering innovation, operational excellence and responsible practices to reduce emissions, create value and build a resilient, low-carbon future.

Our Climate Commitment

EIL has committed to achieving Net Zero Scope 1 and Scope 2 emissions by 2035 while helping clients reduce their carbon footprint through engineering innovation.

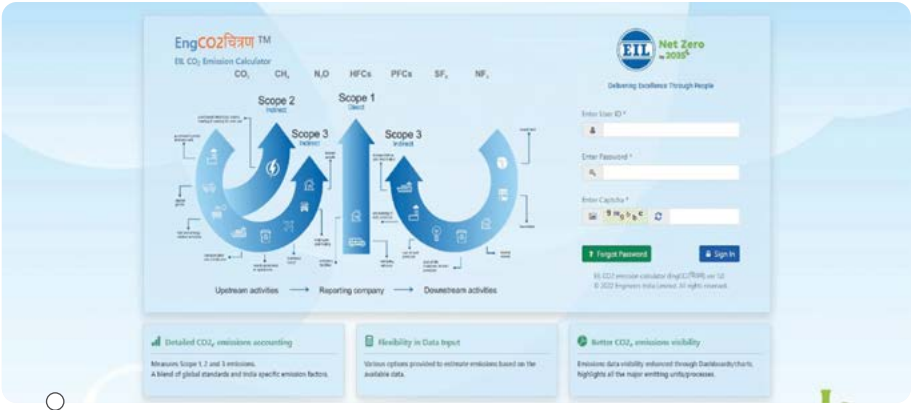

EngCO$_2$चित्रण®, web-based platform for CO$_2$ emission estimation

Our Net Zero Roadmap

Today	Energy Efficiency	Renewable Energy	Digital Optimisation	Low-Carbon Operations	2035 – Net Zero
Operational emissions baseline	Optimising energy use across offices and facilities	Expansion of rooftop solar and clean electricity	Smart energy management and performance monitoring	Continuous reduction in operational emissions	Net Zero Scope 1 & Scope 2 Emissions

Climate Performance Dashboard (FY 2025–26)

2035
Net Zero Target

Scope 1 & Scope 2 Emissions

5.7%

Reduction in Scope 1 & Scope 2 Emissions compared to previous year

1,422 kWp

Installed Rooftop Solar Capacity

1.15 Million kWh

Renewable Electricity Generated

817 tCO□e

Operational Emissions Avoided

10%

Increase in Rooftop Solar Capacity

Guru Gobind Singh Refinery, Bhatinda

Awards

FICCI Manufacturing Process Innovator of the Year award for indigenous Desalter Technology, developed in collaboration with BPCL

Shri Sanjay Jindal, Director (Finance), conferred with CMA CFO Award by The Institute of Cost Accountants of India (ICMAI) during 19th National Awards for Excellence in Cost Management & 8th CMA Awards

Governance Now 12th PSU Awards for Best Overall Financial Performance, Excellence in Infrastructure Development and Promoting Self-Reliance

Governance Now 10th PSU IT Awards for Best use of Emerging Technologies and Data Analytics and Business Intelligence

Golden Peacock HR Excellence Award by the Institute of Directors (IOD) for excellence in HR and people management practices.

16th CIDC Vishwakarma Awards for BS-VI Auto Fuels Project and Restoration of Gas Terminal 1 Part A ONGC Hazira

HRRL Township conferred with GRIHA Large Development 4-Star Rating (Master Plan – Phase I & II)

IEI Industry Excellence Award 2025 under Engineering Services and Consultancy

15th PSE Excellence Awards for Corporate Governance, Operational Performance Excellence and CSR

Ten Year's Performance at a Glance

(₹ in Lakhs)

PARTICULARS/YEARS	2016-17	2017-18	2018-19	2019-20	2020-21	2021-22	2022-23	2023-24	2024-25	2025-26
A OPERATING STATISTICS										
Turnover*	1,44,864.31	1,78,758.25	2,44,433.85	3,20,305.08	3,10,468.78	2,87,039.90	3,28,375.96	3,23,216.50	3,02,835.26	3,84,985.34
Other Income	22,366.04	17,947.07	22,508.09	25,803.46	19,487.87	13,673.19	16,917.92	22,459.96	16,964.50	20,900.74
Expenditure	1,17,212.28	1,39,895.17	2,10,191.32	2,78,557.64	2,79,403.40	2,55,928.77	3,01,290.01	2,98,635.74	2,58,126.89	3,22,535.80
Prior Period Adjustments (Net)	-	-	-	-	-	-	-	-	-	-
Profit before Tax & Exceptional Items	50,018.07	56,810.15	56,750.62	67,550.90	50,553.25	44,784.32	44,003.87	47,040.72	61,672.87	83,350.28
Exceptional Items	-	-	-	-	(15,496.48)	-	-	-	-	-
Profit before Tax	50,018.07	56,810.15	56,750.62	67,550.90	35,056.77	44,784.32	44,003.87	47,040.72	61,672.87	83,350.28
Tax	21,472.27	22,202.33	18,872.56	21,886.97	15,338.10	11,300.81	9,234.30	12,899.82	11,062.87	20,074.82
Deferred Tax (Assets)/ Liability	(3,957.89)	(3,179.42)	871.04	2,639.56	(6,231.06)	(957.15)	554.39	(1,558.16)	4,086.24	(598.64)
Profit after Tax	32,503.69	37,787.24	37,007.02	43,024.37	25,949.73	34,440.66	34,215.18	35,699.06	46,523.76	63,874.10
Other Comprehensive Income	(2,323.06)	459.61	(157.75)	(3,057.73)	(84.19)	2,576.24	707.48	1,724.05	1,213.64	3,725.89
Total Comprehensive income for the year	30,180.63	38,246.85	36,849.27	39,966.64	25,865.54	37,016.90	34,922.66	37,423.11	47,737.40	67,599.99
Dividend including Dividend Tax	28,285.30	22,674.46	36,052.02	33,005.42	17,663.22	14,613.10	16,861.27	16,861.27	16,861.27	25,291.91
B FINANCIAL POSITION										
CAPITAL EMPLOYED	2,77,595.99	2,26,787.27	2,27,584.52	2,34,545.74	1,70,100.86	1,92,504.66	2,10,566.05	2,31,127.89	2,62,004.02	3,04,312.10
NON CURRENT ASSETS	78,919.19	87,425.20	93,641.51	1,06,313.21	1,86,244.84	1,97,274.17	2,10,581.46	2,18,022.15	2,25,784.38	2,37,467.25
CURRENT ASSETS	3,52,940.92	3,55,606.38	3,74,807.32	3,96,567.75	2,51,578.35	2,34,398.65	2,40,608.42	2,59,122.11	2,92,688.65	3,35,683.97
EQUITY & LIABILITIES										
i) Share Capital	33,693.67	31,595.58	31,595.58	31,595.58	28,102.13	28,102.13	28,102.13	28,102.13	28,102.13	28,102.13
ii) Other Equity	2,43,902.32	1,95,191.69	1,95,988.94	2,02,950.16	1,41,998.73	1,64,402.53	1,82,463.92	2,03,025.76	2,33,901.89	2,76,209.97
NON CURRENT LIABILITIES	2,105.00	2,239.28	851.18	1,442.28	831.38	603.58	1,993.56	3,608.54	2,043.79	3,691.15
CURRENT LIABILITIES	1,52,159.12	2,14,005.03	2,40,013.13	2,66,892.94	2,66,890.95	2,38,564.58	2,38,630.27	2,42,407.83	2,54,425.22	2,65,147.97
C RATIOS										
PBT / Turnover	34.53%	31.78%	23.22%	21.09%	11.29%	15.60%	13.40%	14.55%	20.37%	21.65%
PAT/ Turnover	22.44%	21.14%	15.14%	13.43%	8.36%	12.00%	10.42%	11.04%	15.36%	16.59%
PBT / Capital Employed	18.02%	25.05%	24.94%	28.80%	20.61%	23.26%	20.90%	20.35%	23.54%	27.39%
PAT / Net Worth	11.71%	16.66%	16.26%	18.34%	15.26%	17.89%	16.25%	15.45%	17.76%	20.99%
Turnover / Net Worth (number of times)	0.52	0.79	1.07	1.37	1.83	1.49	1.56	1.40	1.16	1.27
Trade Receivables / Turnover (Month's Turnover)	3.17	3.66	2.03	2.50	2.00	1.55	1.29	1.17	1.67	1.41

Notes:

* Turnover includes accretion/decretion to Work in Progress.

Directors' Report

Dear Shareholders,

The Directors present this Integrated Annual Report of Engineers India Limited ('the Company' or 'Your Company' or 'EIL') along with Audited Standalone and Consolidated Financial Statements of Accounts, the Auditors' Report and Review of the Accounts by the Comptroller & Auditor General of India for the Financial Year ended March 31, 2026.

1. 2025-26 in Retrospect -

During the year under review, your Company has reported a roburst finanacial performance reflecting stong exectution capbilities and sustained busniess momentum. The company has secured highest Order Book position, highest ever revenue from opertations, highest Profit After Tax (PAT) and highest ever Earning Per Share (EPS). The key highlights of the financial performance of the Company for the year, as stated in the audited financial statement, along with the corresponding performance for the previous year are as under:

Financial Performance -

(Figures in ₹ Lakhs)

Sl. No.	Description	For 2025-26	For 2024-25
A.	**INCOME**		
i)	Consultancy & Engineering Contracts	178204	167876
ii)	Turnkey Contracts	206781	134959
iii)	Other Income	20901	16965
	TOTAL INCOME	**405886**	**319800**
B.	EXPENDITURE		
	Cost of rendering services	318382	254197
	Depreciation & Amortization	4154	3930
	Total	**322536**	**258127**
C.	**PROFIT BEFORE TAX (A-B)**	**83350**	**61673**
D.	Provision for Current tax	20075	10696
E.	Provision for Deferred Tax	(599)	4086
F.	Earlier Year Tax Adjustments, Short/(Excess)	0	367
G.	**PROFIT FOR THE YEAR (C-D-E-F)**	**63874**	**46524**
H.	**OTHER COMPREHENSIVE INCOME**	**3726**	**1213**
I.	**TOTAL COMPREHENSIVE INCOME**	**67600**	**47737**

Segment wise Performance

(Figures in ₹ Lakhs)

Consultancy & Engineering Projects	For 2025-26	For 2024-25
Segment Revenue		
Consultancy & Engineering Projects	178204	167876
Turnkey Projects	206781	134959
Total	**384985**	**302835**
Segment Profit from Operations		
Consultancy & Engineering Projects	42366	50963
Turnkey Projects	35610	10539
Total (A)	**77976**	**61502**
Interest	211	265
Other un-allocable expenditure	15316	16529
Total (B)	**15527**	**16794**
Other Income (C)	**20901**	**16965**
Profit Before Tax (A-B+C)	**83350**	**61673**
Income Tax Expense	**19476**	**15149**
Profit for the year	**63874**	**46524**
Capital Employed*	**304312**	**262004**

*Property, Plant & Equipment and other assets used in the Company's business or segment liabilities contracted have not been identified to any of the reportable segments, as these assets and support services are used interchangeably between segments. Accordingly, no disclosure relating to total segment assets and liabilities has been made and capital employed has been presented.

2. Dividend

The Board of Directors of your Company has recommended final dividend of ₹ 2.50 per share (on face value of ₹ 5/- per share) for the financial year 2025-26, in addition to ₹ 2.50 per share paid as interim dividend (1st interim diviedend of ₹ 1 per share & 2nd interim dividend of ₹ 1.50 per share) during the year. With this, the total dividend for the financial year 2025-26 works out to ₹ 5/- per share amounting to ₹ 28,102.12 lakh Lakhs and Dividend payout of 44% of standalone profits of the Company.

The final dividend shall be paid to the Members whose names appears in the Register of Members as well as beneficial ownership position provided by NSDL/ CDSL as on record date on Thursday, 24th September, 2026

The Board has formulated Dividend Distribution Policy, in terms of Regulation 43A of the Securities and Exchange Board of India (Listing Obligations and Disclosure Requirements) Regulations, 2015 ("SEBI Listing Regulations") and dividends declared/ recommended as per the Policy. The Policy is hosted on the website of the Company at https://www.engineersindia.com/Investor/Landing.

3. Transfer to Reserves

Your Company is proposing to transfer to general reserves in FY 2026-27, after adjustment of payment of proposed final dividend, if approved by the shareholders in the Annual General Meeting for FY 2025-26, from balance of retained earnings of ₹ 49088.43 Lakhs as on 31st March, 2026 excluding loss on account of remeasurement of Defined Benefit Plans of ₹ 11652.65 Lakhs.

4. Investor relations

It has been a constant endeavour of your Company to achieve highest standards of corporate governance and all measures are being taken to enhance market confidence and improve shareholder engagement through periodic, regular, transparent and open communication.

The Management is committed to share information with investor community on the Company's performance and convey essential updates on expected projects, new business initiatives, future outlook, industry insights and avenues of growth potential and investment plans periodically.

Investor Relations provides timely communication of such information which acts as an effective bridge between the management and investor community. The Investor Relations Cell handles all investor concerns and issues efficiently, aligning it with disclosure requirements, transparency and Corporate Governance Rules & Regulations, thereby inculcating a "trust relationship" with the stakeholders.

The Management and Investor Relations Cell are actively communicating with the investors by means of one-on-one meetings, conference calls/earning call, investor conferences, etc. The print and web media are also being utilized for timely dissemination of vital information, which is extremely significant in the financial world.

5. Management Discussion and Analysis Report

The Management Discussion & Analysis Report, as required in terms of the SEBI Listing Regulations and Corporate Governance Guidelines for CPSEs issued by Department of Public Enterprises (DPE), is forming a part of the Annual Report.

6. Business Responsibility and Sustainability Report

The Company has provided Business Responsibility and Sustainability Report which indicates the Company's performance against the principles of the 'National Guidelines on Responsible Business Conduct'. This would enable the Stakeholders to have an insight into Environmental, Social and Governance initiatives of the Company and forms a part of this Report.

P-25, Panipat Refinery Expansion Project

7. Setting up of Bio-Gas/Compressed Bio-Gas Plant

To take forward the Green Growth agenda initiative of the Government of India and to promote circular economy, your company is establishing a Press Mud feedstock based Compressed Bio Gas (CBG) plant at MIDC Halkarni Industrial Area, Kolhapur, Maharashtra with CBG production capacity of 5 TPD. The proposed plant will be utilizing 125 TPD of Press mud available from nearby sugar mills as feedstock to produce 5 TPD of CBG. By utilizing press mud (a by-product of the sugar manufacturing process) as the feedstock, the project aims to convert agro-industrial waste into valuable energy. The project represents a significant step in driving India's energy transition toward cleaner and renewable biofuels while promoting environmental sustainability. MIDC has already allotted the land to the company and site enabling activities (including site grading and boundary wall construction) have already started.

8. Consultancy Assignments (Domestic)

During the year, your Company has successfully completed major assignments across its business operations and achieved considerable progress in other assignments as highlighted below:

Upstream Oil and Gas

Your Company continued to achieve new benchmarks in Offshore Oil & Gas and LNG sectors. The following consultancy assignments were successfully completed during the year:

- Engineering, Procurement and Construction Management (EPCM) Services for Dahej Regasification Expansion Project (17.5 to 20 MMTPA) of Petronet LNG Ltd.
- Engineering, Procurement and Construction Management (EPCM) Services for Dahej Regasification Expansion Project (20 to 22.5 MMTPA) of Petronet LNG Ltd.
- Mechanical completion and commissioning of LNG Import, Storage and Regasification Terminal Project, Chhara (Gujarat).
- Commissioning of two LNG Storage Tanks Project of Petronet LNG Ltd., Dahej (Gujarat).
- Completion of Breakwater Project at Konkan LNG Limited, Dabhol and the jetty has been declared as all weather port.
- Gap closure and Feed for SHELL LNG capacity enhancement project facilities at Dahej, GCPL, Gujarat.

The following assignments are currently under execution:

- Revamp of Gas Terminal II of ONGC, Hazira Plant under OBE mode.
- Third berth (jetty) at Petronet LNG terminal, PLL, Dahej.
- Consultancy Services for Life Extension of Wellhead Platform (LEWP) 1, 2 and 4, Western Offshore of ONGC.
- FEED Engineering Services for Unloading Pipelines, Onshore Storage Tank Farm and Associated Facilities for GCPL, Dahej, Gujarat.
- FEED Services and preparation Technical Bid Package for Capacity Expansion Project, Phase-I for Shell Energy India Pvt Ltd (SEIPL), Hazira, Gujarat.
- Revamping of Sectionalizing valve stations of 36"& 42" TPLs and additional requirements for Gas Terminal and Kribhco (ONGC Hazira Part B)

Offshore Asset in Mumbai High

Pipelines

Your Company has established an outstanding track record in design, engineering and execution of cross-country pipelines for transportation of crude oil, refined petroleum products, natural gas and LPG across diverse geographies and demanding terrains in domestic as well as international geographies. EIL scope of services encompasses the entire project life cycle ranging from Detailed Feasibility Reports, EPCM (Engineering, Procurement and Construction Management) services, PMC (Project Management Consultancy) services, Integrity Studies etc. By virtue of EIL's skills in executing world class pipeline projects, EIL is the most sought-after technical consultant for major clientele. Considering Government of India's (GOI) thrust on National Gas Grids, EIL is best placed to exploit the opportunities in pipeline sector which are likely to unfold in the next few years.

Your Company had successfully completed the following pipeline assignments during the year:

- EPCM Services for Krishnapatnam - Hyderabad Multi Product Pipeline (16" x 450 km), of BPCL (Part B & C).

Paradip-Numaligarh Crude Pipeline (PNCPL) project

- PMC services for Installation of Gas Turbine Compressor (GTC) at GAIL, Gandhar, Gujarat.
- PMC services for Storage Augmentation of Light Hydrocarbon (LHC) Products at GAIL, Vijaipur, Madhya Pradesh.
- PMC Services for Dhamra-Haldia Pipeline Project of GAIL. Part Section "Dispatch Terminal (CH – 00.00) to IPS-01 (CH 124.89)".
- PMC services for Capacity Augmentation of Jamnagar - Loni LPG Pipeline for GAIL.
- PMC Services for carrying out HDD across Yamuna River in 20" Gauna - Bawana PL on emergency basis, of GAIL.
- Consultancy Services for various Critical/Emergency Jobs encountered during Operation and Maintenance of Pipeline, Pipeline Installation and Gas Processing Unit of GAIL, Uttar Pradesh.
- Feasibility Study for Jalandhar – Gurdaspur – Jammu - Srinagar Pipeline (JGSPL) Project of GAIL.

Your Company is executing following major pipeline projects and associated facilities assignments for various clients which are in advance stages of execution:

- EPCM Services for Crude Oil Import Terminal (COIT) at Paradip, Paradip - Numaligarh Crude Oil Pipeline (PNCPL) with cumulative length of 1637 Km and NRL - Siliguri Marketing Terminal (SMT).
- EPCM services for Pipeline (22" X 43.5 Km, 10" X 46 Km and 8" X 46 Km) from Mumbai Refinery, Mahul to Rasayani complex, BPCL, Raigad.
- EPCM Services for Upgradation of Facilities of Numaligarh - Siliguri Product Pipeline (NSPL) for transportation of additional products.
- EPCM services for Offsite Pipelines and Inlet Receiving Tanks for MRPL Refinery Complex.
- EPCM services for Offsite Pipelines and Jetty Infrastructure projects for MRPL Aromatics Complex.
- EPCM Services for Anjar Palanpur Pipeline Project of GSPL.
- PMC services for Part-B for 18" x 693 km (Nagpur - Jharsuguda mainline and NTPC Korba Spurline of MNJPL Project (Mumbai - Nagpur - Jharsuguda Natural gas Pipeline) of GAIL.
- PMC services for 30"/ 24"/ 18"/ 12" x 827 km Dobhi – Durgapur – Haldia Natural Gas pipeline of GAIL.
- PMC services for C_2/C_3 product injection scheme in HVJ Pipeline at GAIL, Vijaipur, Madhya Pradesh.
- PMC services for 24" x 300 km Krishnagiri Coimbatore section of Kochi – Koottanad - Bangalore - Mangalore Gas Pipeline - II (KKBMPL) Project of GAIL.
- PMC services for HRRL Onshore Pipeline Project, Rajasthan and Gujarat.

- PMC services for C_2/C_3 Pipeline from Vijaipur to Pata of GAIL.
- Capacity augmentation of Vadinar Bina Crude Pipeline of BPCL.
- DFR for replacement of 259 KM old pipeline section of Numaligarh Siliguri Product Pipeline (NSPL) from Oil India Limited.
- Jettyless green ammonia transfer system (offshore part of the project) of ACME'S 300 MTPD (Phase-I) green ammonia project of ACME.

The following Major Projects were secured by the Company in the Pipeline Segment of hydrocarbon value chain during the year and are in progress:

- EPCM services for Visakh Raipur Pipeline Project of HPCL.
- Capacity Expansion of Jamnagar -Loni Pipeline (JLPL) Project of M/s GAIL.
- PMC services for Additional Facilities at Pata for C_2/C_3 Pipeline of GAIL.
- Remodelling of existing Gurugram water supply channel (GWS) of Haryana Irrigation & Water Resources Department (HIWRD).
- FEED of 2nd SPM and EPCM tender evaluation for 2nd SPM & pipeline project of HPCL.

Petroleum Refining

Your Company has carved a niche as one of the leading Engineering Consultancy service providers to the Petroleum Refining Sector in India, having its footprints in 20 out of 23 operating refineries including 10 grass root refineries in the country. Your Company has also executed Major Projects like, Diesel Hydro-desulphurization Projects, Fuel Specification Upgradation Projects and Revamp/ Modernization Projects for most of the Oil and Gas majors.

The following Refinery Projects/Assignments were successfully completed during the year:

- Offsite work (OBE): Offsite works for 9.0 MMTPA Rajasthan Refinery Project of HRRL at Barmer, Pachpadra, Rajasthan
- Detail Engineering for Installation of Automated Valve Blind in FCC Reactor Overhead Line, Provision of parallel catalyst loading/ unloading from regenerator to hopper in FCCU and Segregation of PRU from FCC Unit for HMEL Refinery, Bathinda.
- Detail engineering services for ISO Butane unit for HMEL Refinery, Bathinda.
- Vizag Refinery Modernization Project of HPCL, Visakhapatnam, Andhra Pradesh (PMC): Residue upgradation unit, largest process unit in the world having capacity 3.55 MMTPA is commissionined.
- Consultancy service for LEPC Selection, DFR preparation and Basic design of OSBL for Green Hydrogen Plant for Bharat Oman Refinery, Bina, Madhya Pradesh.

Crude Oil Refinery Project in Mongolia

- Capex Estimation and early Project works for New Refinery Project (Train-II) at Vadinar Refinery of Nayara Energy completed.
- Detailed Feasibility report (DFR) for LNG transport from Kochi to Sri Lanka through ISO-Container.
- Piping Stress Analysis of FSS to TSS Line for HMEL Refinery, Bathinda.

During the year, Your Company achieved significant progress in the following projects/assignments, which are under progress/ final stage of completion:

- EPCM services for Coker-B Revamp of Barauni Refinery Capacity Expansion (from 6.0 MMTPA to 9.0 MMTPA) Project of IOCL in Bihar.
- EPCM services for New Biturox plant (300 KTPA) and allied facilities Phase-II, Barauni Refinery, IOCL
- EPC Reimbursable (OBE) basis: Demo BIO ATF Plant Project of Mangalore Refinery and Petrochemicals Ltd.
- EPCM -2 services for Refinery facilities for Bina Petrochemical & Refinery Expansion Project (BPREP).
- LEPCM services for DCU-Revamp of Numaligarh Refinery Expansion Project (NREP), Assam.
- Phase - II, Consultancy for overall project management and EPCM/ PMC services for capacity expansion of IOCL Panipat Refinery, Haryana from 15 MMTPA to 25 MMTPA (P-25) project.

- EPCM Services for Site Enabling for Bina Petrochemical and Refinery Expansion Project (BPREP) at Bina, Madhya Pradesh.
- PMC services for 9.0 MMTPA Rajasthan Refinery Project of HRRL at Barmer, Pachpadra, Rajasthan.
- Project Management Consultant services for Lube Modernization & Bottom Up-Gradation (LMBU) Project of HPCL, Mumbai.
- PMC services for New Biturox Plant along with Allied Facilities at IOCL Paradip Refinery.
- PMC services for setting up 4.3 TPD Electrolyser for producing Green Hydrogen at GAIL, Vijaipur.
- PMC Services for De-Bottlenecking and Augmentation of Cryogenic facilities of BPCL LPG Import Terminal at Uran, Maharashtra.
- FEED + PMC Services Including RFP document preparation for Ethylene Tank with associated facilities at GCPL, Dahej.
- Phase-II of DCU Revamp Project, Nayara Energy, Vadinar Refinery.
- Consultancy services for Bitumen Maximization Project at IOCL Gujarat Refinery.
- Consultancy service for feasibility studies for BPCL Mumbai Refinery Revamp, Petro Resid Fluidized Cracker, (PRFCC) unit and PP unit, at Rasayani, Mumbai refinery.
- Consultancy Services for Coke Drum Replacement at PRPC IOCL Panipat.
- Licensing and Project execution in Depository Mode basis for Aqueous Ammonia Project of Numaligarh Refinery, NRL, Assam.
- Engineering services to BHEL for 525 TPD standby Sulphur Recovery Unit (SRU) train at IOCL Paradip Refinery, Odisha.
- Lender's Independent Engineer for State Bank of India (SBI) for Project Review and Assessment for financing of HRRL's 9.0 MMTPA Refinery cum Petrochemical complex, Barmer, Rajasthan.

The following projects were secured during the year and work is in progress:

- EPCM Services for Ethylene DWST Tank with associated facilities at GCPL, Dahej.
- EPCM Services (Phase-II) for OHCU Revamp, CDWU and Related Offsite Facilities for LOBS Project at Manali Refinery of CPCL.
- PMC/ EPCM Services for Lube Modernization and Bottoms Upgradation (LMBU) Project, Mumbai Refinery, HPCL.
- PMC Services for the Sustainable Aviation Fuel (SAF) Project at Panipat Refinery & Petrochemical Complex (PRPC), Indian Oil Corporation Limited.
- PMC services for Upcoming Facilities (RFQ – 2 to RFQ – 4) Construction Works at GCPL, Dahej
- Preparation of Detailed Feasibility Report (DFR)-Firming up configuration, Licensor Selection and obtain Environment Clearence for Greenfield Refinery cum Petrochemical Complex in Andhra Pradesh for BPCL.

Petrochemicals

Your Company has been involved in the establishment of several Mega Petrochemical Complexes in India. The Company has provided Engineering Consultancy services for various processes including Gas based/ Naphtha based Cracker Complexes and Aromatic plants comprising Naphtha Splitters, Pre-treaters/ Reformers, Benzene - Toluene Extraction units, Pyrolysis Gasoline Hydrogenation Units, Xylene Fractionation and Isomerization units including overall integration and optimization of such complexes.

The following Petrochemical Projects/Assignments were successfully completed during the year:

- EPCM services for 60 KTPA Polypropylene plant at Pata Petrochemical Complex, Uttar Pradesh of GAIL.
- PMC Services for De-Aromatized Solvents (DAS) unit at BPCL Mumbai Refinery, Maharashtra

Guru Gobind Singh Polymer Addition Project, Bhatinda

Significant progress has been made on the following Petrochemical Projects, some of which are under final stage of completion:

- EPCM Consultancy Services for Petchem Marketing Terminal of HPCL at Barmer, Pachpadra, Rajasthan.
- EPCM Services for Iso Propyl Alcohol Plant at GAIL Usar, Maharashtra
- EPCM services for 500 KTPA Propane Dehydrogenation (PDH)/ Polypropylene (PP) Unit at GAIL, Usar in Maharashtra.
- EPCM Services for Hydrogenated Pyrolysis Gasoline (HPG)-2, Butene-1 and Pressure Swing Adsorption (PSA) units in BCPL, Lepetkata, Assam.
- EPCM services for Polypropylene Project at Numaligarh of NRL.
- PMC services for Styrene Project, IOCL Panipat Refinery.
- PMC-1 – Phase I services for Paradip Naphtha Cracker (PDNC) block and High-Density Polyethylene (HDPE) units under the Paradip Petrochemical Complex (PDPC) project of Indian Oil Corporation Limited at Paradip, Odisha.
- Project Management/Managing Project Management Consultancy (MPMC) – Phase I services for the overall project and Project Management Consultancy (PMC-2) – Phase I services for PP, IPA, EDC/VCM units and Offsites & Utilities (O & U) under the PDPC project at Paradip, Odisha.
- Overall Project Management as Managing PMC and PMC/EPCM Services for Ethylene Cracker Unit and Utilities & Offsites (MPMC and EPCM-1) related to Bina Petrochemical & Refinery Expansion Project (BPREP).
- Project Management Consultant (PMC) and Engineering, Procurement & Construction Management (EPCM) Services for Polypropylene Unit and PFCC Unit Revamp of BPCL at Kochi, Kerala.
- PMC 1 Services for Polypropylene unit and Butene-1 unit of Bina Petrochemical and Refinery Expansion Project (BPREP) at Bina, Madhya Pradesh.
- Consultancy services for setting up of 750 KTA PDH and 500 KTA PP Plant with Ethane and Propane Storage and handling facility at Dahej Petrochemical Complex, Petronet LNG Limited.
- Planning & site PMC for VAM & VAE project, at Dahej, Gujrat for Asian Paints Ltd.
- Feasibility Study of Polycarbonate and Bisphenol-A Project at Paradip- IOCL.

Strategic Storages

The Strategic Crude Oil Storage Program is the flagship Energy Security initiative of the Govt. of India which aims at creating a buffer stock of crude oil in underground caverns to meet requirements in case of any disruption of supplies from abroad.

The following consultancy assignment was successfully completed during the year:

- PMC Services for Storage of 80,000 LPG in Underground Rock Caverns at Mangalore, Karnataka for HPCL.

LPG Underground Storage Project, Mangalore

Metallurgy

Your Company is a leading Engineering Consultancy Service Provider for non-ferrous metallurgy having executed a large number of greenfield Smelter and Alumina Refineries in India.

During the year, the Company achieved significant progress in following projects:

- Basic & Detailed Engineering of Balance of Plant for direct reduce Iron plant at Jindal Steel & Power Limited (JSPL), at Angul, Odisha.
- Consultancy services for Retrofitting of HRD (High-Rate Decanter) and DCW (Deep Cone Washer) in Stream - 1, Stream - 2 and Stream - 3 of NALCO at Damanjodi, Odisha.
- Consultancy services for 2nd Raw Water Intake Pump House and Pipeline at Damanjodi, Odisha of NALCO.
- Consultancy services and construction management for addition of 11th Rectifier Group (Swing Group) between Potlines 3 and 4 of Aluminium Smelter at NALCO, Angul, Odisha.
- Owner's Engineer Services for MDO and Evacuation facilities at Kurmitar Iron Ore Mines for Odisha Mining Corporation Ltd., Odisha.
- Consultancy services for Capacity Enhancement of Tailing Dam of Malanjkhand Copper Project of HCL, Madhya Pradesh.

- Detailed Engineering Consultancy Services for Aditya Aluminium Smelter Expansion Project, Lapanga, Odisha.
- Basic Engineering and Detailed Engineering services for New Reactor Furnace for DRI-2, Jindal Steel & Power Limited (JSPL), at Angul, Odisha.

The following assignment was secured by the Company during the year and work is in progress:

- Detailed Engineering Services for Aditya Expansion Project Phase 2 and 3D Modelling of 360 pots at Lapanga, Odisha

Infrastructure

Your Company has developed a strong track record in Infrastructure sector by providing a wide spectrum of services such as Project Management (including on Depository Basis), Third Party Inspection (TPI), Quality Assurance, Independent Engineer and Lender's Engineer services, Project Appraisal and Project Execution Services in some of the important Projects of Key Clientele in the Sector.

During the year, following major projects were completed:

- Construction of World Class Convention Centre at ONGC, Goa at ATI, GOA, on EPC reimbursable/OBE basis.
- Construction of Management Training facilities at ONGC Goa on EPC Reimbursable (OBE) basis.
- PMC services for Rajiv Gandhi Knowledge Service & Innovation Hub at Jodhpur, Rajasthan for RajCOMP Info Services Ltd.
- PMC services for Rajiv Gandhi Centre for IT Development and E-governance, Jaipur, Rajasthan.
- PMC services for Construction of Petronet LNG Ltd.'s office Building at Dwarka Sector - 14, Delhi.

Upholding our commitments to customers, your Company continued to achieve substantial progress in following infrastructure projects:

- Principal Consultant Firm (PCF) for Setting up of Reserve Bank of India's (RBI) Greenfield Data Center and Training Institute at Bhubaneswar in Odisha.
- Extension of Third Party Inspection services for Infrastructure Projects of Pune Municipal Corporation, Maharashtra.
- Third Party Inspection services for completing Unitech's incomplete Projects across India.
- Third Party Assessment for Engineering Review and Project Management for Fintech Digital Institute, Jodhpur, Rajasthan.
- Third Party Inspection Services for Indo-China Border Road (ICBR-1) for Border Management-Ministry of Home Affairs (MHA).
- PMC Services for Development India International Horticulture Market at Ganaur, Haryana of Haryana International Horticultural Marketing Corporation Limited.
- Construction of Multi-storied Building for Integrated Office-cum-Data Centre Complex in Delhi for Intelligence Bureau.

Management Development Facility at ATI, Goa

- Comprehensive Design Engineering & PMC services for Development and Upgradation of Infrastructure at NSEZ Noida.
- Construction of Yatri Niwas Complexes at Baltal Camp, Nunwan camp, Bijbehara and Sidra in J&K on OBE mode of execution.
- Redevelopment of Residential Properties-Phase-1 at ONGC Mumbai on EPC Reimbursable (OBE) basis.
- Construction of 32 D Type Flats, 01 E type Asset House & 64 B Type Residential Accommodation for SRPF at ONGC Nagar, Mehsana Asset on OBE basis.
- PMC Services for Design & Development of Indian Institute of Management Nagpur (Maharashtra) for Phase-ll & lll of New Campus.
- Project Management Consultant (on Depository Mode) for Development of llT Jammu, Phase 'B'.
- Office Building of Newtown, Kolkata through EPC Reimbursable Procurement Strategy / OBE Method.
- Third Party Audit Services for Construction of Shri Ram Temple Ayodhya.
- PMC for Establishment of Guest House, Trust Office, Multipurpose Hall and Allied Facilities at Ayodhya.
- PMC (on depository basis) for Construction of boundary wall around the Shri Ram Mandir Complex in Ayodhya.
- Project Management Consultancy for execution of project for development of memorial for Barunei Paika Sangram Project.

The Company's footprints in Infrastructure Sector received an impetus with securing of the following assignments during the year:

- Authority Engineer for Construction of Working Women's Hostel Near Sea Food Parkat Deras, Odisha.
- Preparation of Concept Master Plan and Detailed Project Report (DPR) for the proposed Power Technology Experience Centre (PTEC), at Hirakud, Sambalpur, Odisha of NTPC.
- Construction of ONGC Offshore Crew Change Facility, Santacruz, Mumbai on EPC reimbursable/OBE basis.
- Project Management Agency (PMA) for Planning, Design and Construction of various Buildings and its services at Indian Institute of Technology, Jodhpur.
- Construction of New Office Building at ONGC Uran Plant, Uran on EPC reimbursable/OBE basis.
- Construction of assembly hall cum Cultural Centre at Rairangpur, Odisha –Project Management Consultancy (PMC) for end-to-end services for NTPC.

Airport

Your Company has established a robust presence in the Airport sector, offering wide range of project management services such as DPR preparation & Independent Engineering services and PMC services for several major projects of key clients in the Sector.

During the year, following major project was completed:

- Independent Engineers' Services for Noida International Airport, Jewar, Uttar Pradesh for Noida International Airport Limited (NIAL).

Hon'ble Prime Minister of India inaugurates Noida International Airport

Upholding our commitments to customers, your Company continued to achieve substantial progress in following Airport projects:

- PMC Services for Construction of Domestic Terminal of Leh Airport.
- Independent Engineers' Services for Bhogapuram International Airport.

The Company has secured the following major assignments during the year in the Airport Sector of Infrastructure and substantial progress achieved in the Project:

- Preparation of Revised Detailed Project Report (DPR) for Second Runway for Greenfield International Airport at Chingen, Great Nicobar Island.
- Peer Validation of Terminal T2 Phase 2 Area Requirements for Kempegowda International Airport Expansion Project (BIAL), Bangalore.

Water and Waste Management

Your Company has the expertise to undertake a multitude of Water Treatment projects such as raw water intake and treatment systems, Desalination plants, Cooling Water plants, Water Injection plants, Demineralization Plants, Condensate Polishing plants etc. The Company has also evolved basic engineering for standard modules for Municipal Sewage Treatment Plants as well as Standalone Recycle Plants.

Following projects are in progress and at various stages of execution:

- PMC for Construction of 60 ML Guard Pond, 30 ML Equalization Tank and Boosting Pumping Station for Narmada Clean Tech (NCT) at Final Effluent Treatment Plant Ankleshwar, Gujarat.
- PMC services for replacement of existing pipe line at three locations in Jhagadia-Kantyajal Section and construction of Guard Pond (45 MLD) and associated work at FETP Jhagadia.
- Review of Due Diligence of existing Detailed Project Report & PMC services of augment & upgrade water supply to various consumers in the Jhagadia industrial area Jhagadia, Gujarat.

Fertilizers

Your Company is leveraging its capabilities to tap significant business opportunities presented by fertilizer sector in India and Overseas. Following projects are in progress and at various stages of execution:

- PMC services for EPC contract for Revamp of Ammonia Plant Line-1 and Line-II at Thal Maharashtra, from Rashtriya Chemical and Fertilizer Ltd.
- PMC services for Zero Discharge Plant of NFL, Vijaipur (MP)

The following assignments were secured by the Company during the year and work is in progress:

- PMC & EPCM service for New Fertiliser Plant (Train 3,4,5,6) at Nigeria, from Dangote Fertilizer FZE.
- Construction of new natural draught pril tower & its associated process system of MFL.

Coal

Your Company is providing Consultancy services for various coal-based Projects.

During the year, following Assignment was successfully completed:

- Techno-economic feasibility study to establish a plant to produce 400 TPD capacity Ammonium Nitrate Melt through gasification of coal in command areas of Singareni Collieries Company Ltd.

The following project is in progress:

- PMC services for pre-award activities, including preparation of tender documents, tendering process, and selection of a suitable firm on Lump Sum Turnkey (LSTK) / LEPC / EPC basis, for the Lignite to Methanol via Gasification Project (capacity: 1200 MTPD of Methanol) by NLCIL at Neyveli, Tamil Nadu.

The following assignment was secured by the Company during the year:

- Engineering services for Coal to Synthetic Natural Gas Plant at Talaipalli, Raigarh, Chhattisgarh of NTPC Ltd.

Non-Conventional Source of Energy

In the Alternate Fuels space, your Company provided EPCM services for the Assam Bio Refinery Project of M/s Assam Bio Ethanol Private Limited (ABEPL), India's first bioethanol plant of its kind. The project was inaugurated by the Hon'ble Prime Minister in September 2025, marking a significant milestone in the country's biofuel and clean energy journey.

Following project is in progress:

- PMC Services for setting up of 13.7 MWp Roof Top Solar Project for HMEL Green Energy Pvt Ltd.

Government Policy Implementation Services

The following assignments are in various stages of execution:

- Independent Engineers' Services for the Production linked Incentives (PLI) scheme for Advanced Chemistry Cell (ACC) for Ministry of Heavy Industries, Govt. of India.
- Project Management agency for the Electronic Component Manufacturing Scheme (ECMS) for Ministry for Electronics and Information Technology (MEITY), Govt. of India

Contract signing with MeitY for Electronic Component Manufacturing Scheme (ECMS)

Speciality Chemicals

During the year, your Company achieved significant progress in the following projects/assignments:

- PMC Services for ambient air heating system at KLL, Dabhol.
- Design, Engineering, Procurement assistance, Project management and control for SNI, SNA, Offsites & Utilities, Infrastructure including Outside plant limit of DOIL (Deepak Oman Industries LLC).
- MIBC, MIBK and O & U Projects at DCTL Dahej, Gujarat, India.

Captive Power Plant

The following assignments achieved considerable progress during the year:

- Engineering & Project Management Consultancy Service for creation of CPP at ONGC Geleki, Assam asset.
- Design, Engineering & Project Management Consultancy Service for creation of CPP at ONGC Rudrasagar, Assam asset.

Defence

The following assignment is under execution:

- TNT Project at the High Explosives Factory (HEF) in Khadki, Pune for Munitions India Limited (MIL)

Marketing Terminal

Following projects are in progress and at various stages of execution:

- Detailed Project Report (DPR) for Panchgram Marketing Terminal & EPCM Services for Boundary Wall Construction at Panchgram, NRL.
- Detailed Project Report (DPR) for Crude Oil Tank wagon (TW) loading at OIL, Duliajan.

C_2/C_3 Plant

The following assignment was secured by the Company during the year and is under execution:

- Selection of Flare Gas Recovery System (FGRS) and FEED Preparation for ONGC Dahej Plant.

9. Overseas Consultancy Assignments

Your Company has leveraged its strong track record in the Indian Hydrocarbon sector to successfully expand its international operations. Over the years, the Company has emerged as a global player with the execution of a number of prestigious assignments for International Energy majors in Middle East, Africa, South & Central Asia, East Asia and South America.

During the year, following Overseas Assignments were successfully completed:

- FEED of SARB Produced Water Treatment Project at Zirku Island - E-2041 (11549), ADNOC Offshore, UAE.
- Engineering Services for MOL Welding Workshop, FEED for Upgradation of Crude Storage Tanks Foam System and FEED for Replacement of the Obsolete F&G Detection System at JD, ADNOC Onshore, UAE.
- Revalidation Of Pre-FEED Process Waste Steam for Power Generation through BPST in Ruwais Train -4, ADNOC Gas, UAE.
- CED FWA T10 - ABK Facilities Engineering Framework Package-2, ADNOC Offshore, UAE.
- FEED Services for HALON Systems Replacement PHASE-2 AT LZK and USSC, ADNOC Offshore, UAE.
- Study and FEED for SE Miscellaneous Works - Package 1, ADNOC Onshore, UAE.
- Pre-FEED Services for Valorizing excess Ethylene in RFFCU, ADNOC Refining, UAE.
- Engineering Design package for desalter installation in 4A CDU & 5 CDU of Bahrain Refinery, Bapco Refining.
- EPCM services for the prestigious Dangote Refinery and Petrochemical Project in Nigeria, comprising a 650,000 BPSD grassroots refinery and an 830 KTPA petrochemical complex at the Lekki Free Trade Zone. Recognised as the world's largest single-train refinery, the project represents a significant engineering and project-management achievement for EIL. All process units, utilities and offsite facilities have

been commissioned and are producing a range of products, including gasoline, kerosene, diesel, LPG, ATF and polypropylene.

- Engineering Services for Reduction of Flare Gas from the Ourhoud Field, Sonatrach-Ourhoud Organisation, Algeria.
- CED FWA T.16: Lower Zakum Facilities Hazop/ Engineering Packages and C5934 - Study requirements to put DIYAB Appraisal well ZK420 (WHT ZK-374) on Production, ADNOC Offshore, UAE.
- FEED for Seamless Fuel Gas supply to ASAB consumers (Power Station-Frame 5 GTA's, RDS-6 Blanketing/Flare Pilots), ADNOC Offshore, UAE
- T20: PMRs/FCs Zirku Pkg 6, ZR Sarb Pkg 3, Operator Shelter and Blasting & Painting Yard, ADNOC Offshore, UAE
- Transient Analysis Mandous Project Phase II, ADNOC Offshore, UAE
- Pre-Feed Study on Modification for HP Separator, Sour Feed Gas KOD/Cooler & Filter Separator, ADNOC Gas, UAE
- Feasibility Study for Provision of Active Fire Protection for B2 Hydrogen Storage System, Borogue, UAE
- Stress Analysis for all Piping Systems for Hydro Cracker Revamp Project (COO7), ADNOC Refining
- Hydraulic calculation & adequacy study of UCO Circuit, Mechanical rerating (COO8), ADNOC Refining
- Flare Adequacy Study - Ruwais Refinery I, II & III - Change Order, ADNOC Refining
- LOPA & SIL Studies, OMIFCO, Oman
- CED.FWA.T19: PMRS/FCS FOR LZ PKG-8 & DAS PKG-5, FEED For Alarm System Upgrade for AQ/BQ Building & For F&G System for Utilities at Das Island, ADNOC Offshore, UAE
- T24: UZ EI Studies/Engineering Packages (Package 3) & Upper Zakum Facilities Plant Modifications (Package 10), ADNOC Offshore, UAE

Various FEED Engineering, PMC, Technical Support services are being provided to ADNOC, UAE under the following service agreements:

- Technical Support Services Agreement (TSSA) of ADNOC Gas Processing and ADNOC IG, UAE.
- PMC Services on Call Off Basis for Construction of Industrial Projects Facilities and other Civil Projects, ADNOC Distribution, UAE.
- Process Engineering Services for Hydro Cracker Revamp Projects, ADNOC Refining, UAE.
- General Engineering Services of ADNOC Onshore, UAE.

Receipt of Multimodal ODC Consignments at Mongol Refinery Site

- Concept, Pre-Feed and Feed Framework agreement -Phase II of ADNOC.
- Engineering and Project Management Services for RSI, ADNOC Refining, UAE
- Framework Agreement for Concept Design, Pre-FEED & FEED Services Phase 1: for Projects with CAPEX more than USD 200M

Following overseas assignments are in progress and at various stages of execution:

- PMC services for 1.5 MMTPA grass root refinery in Mongolia which is being set up under Line of Credit extended by Govt. of India to Govt of Mongolia.
- Consultancy Service for the Supervision of the Guyana Integrated NGL Plant and 300MW CCGT Power Plant for Guyana Power & Gas Inc. (A wholly owned Company of Government of Guyana (GoG)), under Ministry of Natural Resources (MNR). Substantial amount of Engineering and Procurement has been completed. Major equipment like Gas Turbine Generator (GTG), Steam Turbines, Transformers etc. have been delivered. Pilling & Equipment foundation work in progress.
- Design and Detailed engineering services for setting up cryogenic tanks of Ethane and Propane for Aja Energy FZE, Nigeria. EPC contract for Tank construction has been awarded and work in progress.
- Design and PMC services for Setting up New NG/ Off Gas fired Boiler 250TPH capacity and BoP for Dangote Fertilizer, Nigeria.
- FEED and PMC Services For NHT-CCR Reforming Unit at Arzew Refinery, Sonatrach, Algeria.
- Consultancy Services for FEED and ITB preparation for revamp of existing AGRP-1Unit in MAA Refinery for KNPC, Kuwait.
- Consultancy services for FEED development & ITB preparation for Energy Efficiency Improvement Capital Project at Mina Al-Ahmadi Refinery, Safat, Kuwait.
- Consultancy Services for FEED review of PETCHEM2 (2X600 KTPA) PDH & PP UNIT of ODUM Energy FZE, Nigeria.
- Engineering Design package preparation for U&O of PETCHEM2 (2X600 KTPA) PDH & PP UNIT of ODUM Energy FZE, Nigeria.
- Engineering Services for Reduction of Flare Gas from the El-Merk & HBNS oilfield, OXY (Occidental of Algeria, LLC), Algeria.
- PMC Services for Lower Zakum Long Term Development Plan (LTDP-1) Projects, ADNOC Offshore, UAE
- Engineering & Project Management Services for Fujairah Oil Tanker Terminal (FOTT): Berth-10 and Berth-11, Port of Fujairah, UAE
- Engineering and Project Management Services for RSI, ADNOC Refining, UAE

The following assignments were secured by the Company during the year and are in various stages of execution:

- PMC & EPCM Services for Dangote Fertiliser Project at Lekki, Lagos, Nigeria for Dangote Fertilisers FZE (DFFZE). The Project involves adding four new production trains, with each train possessing a capacity of 2,500 TPD of Ammonia and 4,235 TPD of Urea.
- FEED Services for RMU Substation - E1846, ADNOC Offshore, UAE.
- CED FWA T.2: Brown Field EWRS-PMRS for LZ and DAS Concept Design, Pre-FEED & FEED Services-Phase 2.
- Engineering Consultancy for New No.3 API Separator Modification Project in Bahrain Refinery, Bapco Refining.
- Techno-commercial study for Replacement of PLATFORMER Gas Turbine driven recycle Gas compressor package in Bahrain Refinery, Bapco Refining.
- Jettyless Green Ammonia Transfer System (Offshore Part of the Project) OF ACME'S 300 MTPD (Phase-I) Green Ammonia Project, at Sultanate of Oman.
- Select Study for UAD LTDP Ph-2, ADNOC Offshore, UAE
- FEED & PMC services for Ruwais Field, Onshore Block-1, Abu Dhabi, Urja Bharat, UAE
- Engineering consultancy service to Identify root cause of EU2 Cold Insulation at Borouge.
- FEED Services-Steam Turbine Power Gen. Unit 1021 & Unit 1025, ADNOC Refining/RSI
- Pre-FEED and Feed for Naphtha to Jet Fuel, ADNOC Refining
- HSE studies as per the SOW and Incorporation of 3D review comments for HCK Revamp Project (COO9), ADNOC Refining
- FEED for Upgrade of Jetty Fire Suppression System and Installation of H2 detectors in old substations at ADNOC Gas

Dangote Refinery project, Nigeria

- Process Engineering & HSE Services for Non-system Crude Logistics Facility Project, ADNOC Refining
- 4ACDU Vacuum Heater (24F1) Energy Efficiency Improvement Study Project for BAPCO refining, Bahrain)
- FEED for Deluge system Modification, ADNOC Gas
- EPCM services for DPRP Expansion Project (DEP) at Lekki, Lagos, Nigeria, Dangote Petroleum Refinery and Petrochemicals FZE.

10. Turnkey Projects

Your Company's turnkey project portfolio consists of projects executed on LSTK mode or on the 'Open Book Estimate (OBE)' basis.

The following OBE/ LSTK jobs achieved considerable progress during the year:

- Replacement of 3 nos CSU Off Gas Compressors, 06 nos Regeneration Gas Compressors & Installation of 01 CBD Vessel at Uran, ONGC
- Revamp of Slug Catcher IIA New (12 Fingers) at Uran Plant of ONGC in Maharashtra.
- Revamp of Slug Catcher at Uran Plant of ONGC in Maharashtra.

11. HSE Management System

Your company's ISO 45001:2018 (Occupational Health and Safety Management Systems) and ISO 14001:2015 (Environmental Management Systems) certifications were successfully audited and reassessed by accredited certification body during this year and declared conforming to ISO Standards. Apart from ensuring effectiveness of the HSE Management System, these certifications provide an edge in securing business, especially overseas.

HSE matters are discussed in the Management Review Committee (MRC) meetings and are resolved. Chairman and Managing Director and Functional Directors are members of the MRC while all Executive Directors and Senior officials participate in the meetings. Internal HSE Audits are conducted across the Company by qualified and independent Lead Auditors for ISO 45001:2018 & ISO 14001:2015 to verify conformance with the defined systems and procedures.

On the occupational health front, the Company conducted various initiatives under the umbrella of HALE (Health Assessment and Lifestyle Enrichment), including health talks, OPD consultations, online yoga sessions, and other health-related programs. Also, numerous health camps were organized under this umbrella to address specific and generic health conditions. National Safety Day / Week was celebrated across your company's Offices and Construction Sites with great enthusiasm and extensive participation from the employees. The celebration further strengthened an inclusive and proactive HSE culture ensuring active participation from contractors, workforce and staff thereby reinforcing collective responsibility towards occupational health, safety and well-being. Mock drills were conducted across your company's Offices and Construction Sites to ensure preparedness and build resilience towards emergency scenarios. Firefighting training was also imparted to employees periodically.

On the environmental preservation front, a World Environment Day campaign was organized across your company's offices and construction sites, with a focus on ending global plastic pollution in alignment with the year's theme. The Company also encouraged its stakeholders and the local community to actively participate in the plantation of tree saplings. Further, several paper-based processes were digitalized with the objective of reducing paper consumption and minimizing the Company's carbon footprint.

In line with the Company's commitment to promoting cleanliness and environmental awareness, Swachhta Pakhwada was observed from 01 to 15 July 2025 across all offices and construction sites. During this period, employees pledged to maintain cleanliness and hygiene in the workplace and surrounding areas, and to act as catalysts for behavioural change in pursuit of the collective aspiration of a clean and green India.

On the engineering front, HSE aspects that are to be addressed in the design engineering phases are built into the procedures/specifications of various engineering

departments. Exhaustive HSE checklists are in place to ensure that these aspects are complied positively during process design and engineering phases.

Being a renowned engineering consultant in the hydrocarbon sector, your company deploys proven risk assessment methodologies like RRA (Rapid Risk Assessment), QRA (Quantitative risk assessment), HAZOP (Hazard and Operability Study) and SIL (Safety Integrity Level) to ensure the process safety of the plants being designed.

On the construction front, schemes recognizing construction sites based on HSE performance and issuance of appreciation certificates to best performing construction contractors are being continued. HSE award mechanism for Individuals, which was introduced in year 2022 is being sustained with high participation levels across our construction sites. The objective of these reward mechanisms is to foster and promote the culture of Safety. HSE galleries were established at construction sites in order to promote and create a healthy safety culture.

Your company has been conferred the prestigious 16th CIDC Vishwakarma Achievement Award in the category "Construction Health, Safety & Environment" for the project Restoration of Gas Terminal 1, Part A, ONGC Hazira. The award recognizes the Company's commitment to best construction practices and its respect for human life and well-being, as reflected in its robust Health & Safety practices across the project.

The HSE In-house publication - 'HSE Pulse' is being issued to all employees to communicate the HSE events and updates across the company.

12. Quality Management System

Quality is deeply embedded across the Company's processes, workplaces, deliverables and services supported by a strong organizational culture that emphasizes accountability, continuous improvement and customer-centricity at all levels. This culture encourages proactive participation from employees and reinforces quality as a shared responsibility rather than a compliance requirement.

The Quality Management System (QMS) is periodically reassessed through comprehensive external audits conducted across the organization to ensure continual alignment with the requirements of ISO 9001:2015, as certified by an independent third-party agency. During the year under review, the Company successfully underwent a surveillance audit and was reaffirmed as compliant with the ISO 9001:2015 standard. The current certification remains valid until 13 October 2027.

To drive operational excellence, the Company actively implements Quality Circle initiatives and Six Sigma projects across multiple departments. These initiatives foster a culture of data-driven decision-making at the operational level and empower employees to contribute to process improvements and innovation. The System Committee continues to play a pivotal role in leading the quality movement within the organization, with a strong focus on enhancing efficiency and achieving operational excellence.

Key elements of the Company's quality framework include a robust and comprehensive Internal Quality Audit system, structured customer perception surveys, systematic analysis of stakeholder feedback and ongoing oversight by the Management Review Committee (MRC). The MRC, chaired by the Chairman and Managing Director and comprising all functional Directors, provides strategic direction and ensures that quality objectives are aligned with organizational goals.

Continuous monitoring and analysis of Quality Objective performance data and feedback enable the identification of improvement opportunities in processes, deliverables, and the overall QMS. These efforts are aimed at optimizing costs, reducing cycle times, resolving cross-functional challenges and enhancing transparency, credibility and stakeholder confidence. The effectiveness of the QMS has been further strengthened through the deployment of in-house developed digital tools and software solutions.

Additionally, the Company's Abu Dhabi office underwent a separate audit and reassessment during FY 2025–26 and was also confirmed to be in compliance with ISO 9001:2015 standards. The QMS continues to provide a significant competitive advantage by supporting the successful acquisition and execution of projects, with a strong emphasis on achieving complete customer satisfaction.

Furthermore, the Company remains actively engaged as a key participant in various committees responsible for developing and refining quality system standards under the framework of the Bureau of Indian Standards, thereby contributing to the broader quality ecosystem.

13. Risk Management system

The Board of Directors of the Company has a Risk Management Committee to frame, implement and monitor the risk management plan for the Company. The Committee is responsible for monitoring and reviewing the risk management plan and ensuring its effectiveness. The Audit Committee has additional oversight in the area of financial risks and controls.

The major risks identified by the businesses and functions are systematically addressed through mitigating actions on a continuing basis.

The development and implementation of risk management policy has been covered in the Management Discussion and Analysis as well as in Integrated Report section, which forms part of this Report

14. Vigilance

The Vigilance Department of the Company functions with the objective of promoting integrity, transparency, and accountability in all its operations, in line with the laid down guidelines in vogue. The Department is headed by the Chief Vigilance Officer (CVO), who is supported by the Head of Department (Vigilance) and a team of Vigilance Officers. The CVO acts as the nodal point for coordination with the Central Vigilance Commission (CVC) and the Ministry of Petroleum and Natural Gas (MoPNG), and provides guidance on vigilance-related matters to ensure adherence to established norms of probity and good governance.

The vigilance administration in the Company is carried out in accordance with the provisions of the extant CVC Manual and instructions / guidelines issued from time to time by the Department of Personnel & Training (DoPT), Department of Public Enterprises (DPE), Central Vigilance Commission (CVC), and MoPNG. The Department continues to focus on strengthening vigilance mechanisms through system improvements / advisories and enhanced use of technology, with a view to ensuring transparency, objectivity, and efficiency in decision-making processes. Quarterly Progress Reports (QPRs) are regularly submitted

Walkathon organised during Vigilance Awareness Week 2025

to CVC / CTE and MoPNG, reflecting the status of vigilance activities and systemic improvements.

During the year 2025–2026, the Vigilance Department carried out its functions covering preventive, punitive, and participative vigilance. Preventive vigilance measures included review of systems and procedures, identification of sensitive areas, carrying out CTE Type Examinations and issuance of advisories and systemic improvements to minimize the scope for irregularities. Surprise inspections and preventive checks were conducted at project sites and offices. Complaints received were examined and investigated in accordance with prescribed procedures, and appropriate action was taken wherever required. A strong emphasis was placed on the early resolution of complaints

Vigilance clearances were processed for all purposes, and also inputs to request from PESB / MoPNG were provided as per laid-down procedures. The Department also undertook scrutiny of Immovable Property Returns (IPRs) of officials and carried out regular monitoring of officials occupying sensitive posts. Review of various audit reports was also undertaken from a vigilance perspective.

Vigilance Awareness Week (VAW) 2025 was observed across the Company with active participation under the theme **"Vigilance: Our Shared Responsibility (सतर्कता: हमारी साझा जिम्मेदारी)"**, reinforcing the collective commitment towards ethical governance and transparency. The inaugural function at EIL Bhawan, New Delhi, was graced by the C&MD, Functional Directors, and Chief Vigilance Officer (CVO), with participation from employees across locations through webcast. The Integrity Pledge administered by the C&MD marked the formal commencement. A three-month precursor campaign focusing on disposal of complaints, capacity building, and digital initiatives further strengthened vigilance preparedness. During the week, a series of participative and awareness initiatives were organized, including competitions, a Walkathon, and a "Nukkad Natak", effectively conveying the message of shared responsibility in promoting transparency and ethical conduct. An MSE Vendor Meet emphasized the importance of vendors as key stakeholders and the need for transparent, fair, and inclusive procurement practices. The Vigilance Department continues to adopt a proactive approach with emphasis on preventive vigilance, system strengthening, and capacity building. Through sustained efforts, the Department endeavors to further institutionalize transparency, accountability, and ethical practices across the organization.

15. Human Resource & Industrial Relation

Human resources play a crucial role in driving sustainable performance within any organization, especially in today's volatile, uncertain, complex, and ambiguous (VUCA) business environment. The company places high value on its human capital and is committed to cultivating a work environment that empowers individuals, supports their professional growth, and recognizes their contributions.

The Company is focused on building a motivated and engaged workforce that is aligned with the organization's strategic vision. To nurture a culture of empowerment and continuous engagement, the company implements

a range of employee-centric policies and developmental initiatives. These are regularly reviewed and updated to remain responsive to evolving workplace trends and the aspirations of employees.

Your Company focused on maintaining an optimal talent mix to align with the evolving business environment. A diversified talent pool was developed to support emerging business areas and new growth opportunities.

As of March 31, 2026, EIL employed 2,747 people, including 2,512 professionally qualified employees. Around 3.31% of the workforce was deployed outside India, operating in international business environments.

Talent Acquisition: EIL's talent acquisition strategy is focused on building a resilient and agile talent pool to address both immediate and future organizational requirements. To meet evolving business needs and maintain an optimal manpower mix, the company employs a variety of recruitment models—ranging from the induction of fresh graduates and professionals on lateral entry for long term requirements, and domain experts to short-term hiring through empanelled agencies, fixed-term engagements, and onboarding of consultants and advisors.

To ensure effective utilization of human resources, planned job rotation initiatives have been implemented. The recruitment approach is underpinned by a strong commitment to diversity, equity, and inclusion, aimed at fostering a diverse and globally minded workforce.

Employee engagement, career progression, and succession planning are core priorities, enabling the development of future-ready leaders and driving innovation across the organization. EIL continuously monitors industry trends and market dynamics to refine its talent strategy, ensuring alignment with long-term business goals and reinforcing its position as a leader in strategic talent management.

Welfare Measures: Keeping employee first, various welfare measures are undertaken to enhance quality of work life for employees as well as supporting EIL family in their times of need. Employee welfare initiatives undertaken under the ambit of 'HALE'- Health Awareness and Lifestyle Enrichment' included Health Talks on emerging health issues, health & vaccination camps and easy accessibility of medical services by expanding empanelment of hospitals and laboratories, "Aarogyam- an online yoga session for employees, ex-employees and their families", Jugnoo-a welfare initiative specifically for Young children of EIL employees. Financial support is extended to employees for enhancing quality of life by way of various 'loans & advances'.

45th PSPB Inter-Unit Football Tournament 2025-26, hosted by EIL

As a compassionate employer, the Company introduced a Work from Home provision for regular employees, to be considered in cases involving serious medical conditions requiring prolonged treatment, where the employee is able to work but is unable to physically attend the office regularly.

Yoga session organised for children of EIL employees under 'Jugnoo'

Considering Employee health as utmost priority, the Company promotes sports and wellness through initiatives such as Annual Sports Day, marathons, cyclothons, trekking activities, and sports tournaments.

Training & Development Initiatives -EIL's Training & Development Division is committed to creating multiple learning opportunities for human resources at each stage of their career. Accordingly, Training & Development Division facilitated enhancement of employee capabilities by organizing structured domain and soft skills training programs as per the Annual Training Calendar 2025-26.

External Nominations- Employees participated in various external Training Programs including Certifications Courses, Conferences, Summits and Workshops at National and International forums.

With a focus on building Leadership Pipeline, Leadership Development Programs were organized throughout the year, illustrated as under:

Shikhar: EIL's Advance Leadership Development Program शिखर was organized covering 18 officers in level 19-20 and the programme was spread across three months.

Aarohan: The Leadership Journey of Batch XIV of Aarohan commenced in January 2024. The programme is uniquely designed to include Action Labs that provide Development Inputs on themes centred around 'Leading Self, Leading Teams & Leading Organisations'. In addition to this, participants are put in cross functional teams to work on assigned Action Learning Projects (ALPs) related to Organisational goals and Strategic Intent.

Pragaman: Building Managerial Excellence (BME), a six-day junior management level executive program was conducted for a batch of 20 officers covering the area Managing Interpersonal Relationships at Workplace, Planning, Organizing and Goal-Setting, Global Business Environment & Strategy, Financial Appreciation, Strategic Thinking, etc.

Industry Training Programs: During FY 2025-26, EIL successfully conducted Industry technical trainings in various areas for National and International Clients.

Training programmes for foreign Nationals in collaboration with ITEC-MEA: In furtherance to the initiative of being a Global Training provider to Foreign Nationals, EIL successfully conducted training programmes under the Indian Technical and Economic Cooperation (ITEC) programme of Ministry of External Affairs (MEA) namely;, 'We-Lead'- Women Leadership Programme & a 10-week technical training programme for 30 delegates from Mongolia, which commenced on 6 March 2025, concluded on 10 May 2025. Additionally, EIL also commenced a three-week technical training programme for 31 delegates from Mongolia on 24 March 2026.

Synergia: Outbound learning Intervention- Team Building Programmes (Synergia) were organized onsite and offsite for employees across Levels 12 to 20 with expert facilitators.

Skill Development Initiatives: In line with the Government of India's "Skill India Mission", apprenticeship training was conducted in accordance with the provisions of the Apprentices Act, 1961. During FY 2025–26, structured training programs were designed for Management Trainees (MTs) to equip them with the necessary skills and functional knowledge, enabling them to effectively take on their respective roles. Additionally, interns were engaged under the Prime Minister's Internship Scheme to provide exposure to real-life business environments and facilitate the development of practical skills and work experience. Vocational training was also imparted to undergraduate students across various disciplines during the financial year.

HR Initiatives throughout the year included Capability/ Competency Assessments of Senior Executives through Hogan Assessment & Assessment & Development Centres (ADC) followed by one to one feedback sessions and development planning workshops.

Annual Awards 2024-2025: With an aim to encourage, inspire and enthuse employees, Annual Awards were presented to employees under various award categories on 15th August 2025.

Under the aegis of Youphoria, the Youth Engagement Platform for Millennials, Engineers India Limited successfully organized various Competition such as "Darpan," a photography competition for millennials and 'URJAALEKH' (Intra-Industry Technical Paper Writing Competition), wherein employees from Maharatna and Navratana Oil and Gas CPSEs participated.

Women Development: Women constitute approximately 11.9% of EIL's human resources, of which 96% are in the officer cadre. Various talks, training programmes and workshop were organized throughout the year to give focus to Women's Health and Well-being, Financial Planning, women leadership & Women development.

In order to ease the re-entry of new mothers into the work space after the maternity leave, Mother to Mother (M2M) - New Mother Mentoring Programme initiative was undertaken to facilitate discussion around balancing responsibilities as new mothers with the expectations at work.

EIL Women's Cricket Team wins the Challengers Cup at PHDCCI Corporate Tournament

Performance Management System:

A robust and transparent Performance Management System is in place which enables the fostering of a performance-based culture and performance assessment in line with Industry best practices.

Implementation of Government Directives on Scheduled Caste/ Scheduled Tribes

With a view to accelerate the pace of socio-economic development of the nation, EIL has always endeavoured to safeguard the interests of SC/ST employees. The Company has appointed a Liaison Officer to work as a facilitator in ensuring that due attention is paid to the issues of SC/ ST employees. Management also encourages communication with the office bearers of the SC/ST Employees' Welfare Association by holding periodical meetings with the Association. In addition, Scholarships were awarded by EIL to 15 SC & ST (SC-10 and ST–5) undergraduate engineering students.

On the occasion of 150th birth anniversary of Bhagwan Birsa Munda, period from 15.11.2024 to 15.11.2025 was celebrated as 'Janjatiya Gaurav Varsh' in EIL. As part of year-long celebrations, various activities like supply of medical equipment to Hospitals in tribal areas, organization of health camps in EIL sites near tribal areas, distribution of school kits and sports kits in tribal areas etc. were undertaken. At EIL, the percentage of employees belonging to Scheduled Castes and Scheduled Tribes was 18.6 % and 5.4% respectively of the total employee strength of the Company (as on March 31, 2026).

Implementation of Government Directives on Other Backward Classes

The Company has appointed a separate Liaison Officer for OBCs, to work as a facilitator in ensuring that due attention is paid to the issues of OBC employees. The percentage of employees belonging to Other Backward Class (OBC) was 20.7% of the total employee strength of the Company (as on March 31, 2026).

Implementation of Government Directives on Economically Weaker Section (EWS)

The Company has implemented government directives pertaining to reservation of Economically Weaker Section (EWS).

Initiatives for the Benefit of Persons with Disabilities

EIL is implementing the provisions of "The Rights of Persons with Disabilities Act, 2016" by way of providing reservation for Persons with Disabilities. The Company has also formulated Equal Opportunity Policy and appointed a Grievance Redressal Officer for Persons with Disabilities (PwD) (Divyangjan). As on March 31, 2026, there are 44 PwD employees on the rolls of the Company. Special Transport Allowance is being granted to eligible Persons with Disabilities as per guidelines.

Presidential Directives and Guidelines issued by GOI regarding reservation in service for SC/ST/OBC/PwD (Persons with Disability)/ EWS (Economically Weaker Section) were conscientiously implemented to promote Diversity & Inclusion.

16. Corporate Social Responsibility

The Company's CSR initiatives and activities are aligned to the requirements of Section 135 of the Act.

A brief outline of the CSR policy and the initiatives undertaken by the Company on CSR activities during the year under review are set out as a part this report in the format prescribed in the Companies (Corporate Social Responsibility Policy) Rules, 2014. This Policy is available on the Company's website at https://engineersindia.com/corporate-social-responsibility

For other details regarding the CSR Committee, please refer to the Corporate Governance Report, which forms part of this report.

17. Make In India – Aatmanirbhar Bharat

Since its inception, your Company has been committed to fostering a conducive ecosystem for the growth and development of domestic suppliers, supporting the objectives of Make In India. Your Company actively supports, guides and handholds suppliers in strengthening their capabilities and enhancing capacities. An array of initiatives are being undertaken to promote indigenisation, including:

Aatmanirbhar Bharat Initiatives:

Vendor development and enlistment processes at EIL place special emphasis on import substitution and strengthening indigenous capabilities. Accordingly, the Aatmanirbhar-1 and Aatmanirbhar-2 enlistment categories have been created in alignment with the objectives of the Aatmanirbhar Bharat Abhiyan.

The items, equipment and products for which the existing list of approved manufacturers does not include any domestic manufacturer are classified under A-1 (Aatmanirbhar-1) category. Those for which the existing list includes up to two domestic manufacturers are classified under A-2 (Aatmanirbhar-2) category.

- EIL has added First Indian supplier in 65 different item categories.
- EIL has added Second Indian supplier in 121 different item categories.
- Total 187 different item categories have been enlisted under A1 & A2 categories.

EIL's Make in India Policy

Based on GOI's Make In India campaign, your company had issued a Make In India Policy in 2016 & revised the same in 2017. As per this policy, Indian subsidiary can be enlisted/ qualified in the tenders subject to certain conditions, using the experience & support of either foreign principal or another subsidiary of the foreign principal, having the required experience. In FY 2025-26, for 03 product categories, 2 manufacturers have been enlisted / upgraded by EIL. Till date, 48 different product categories, 31 manufacturers have been enlisted / upgraded by EIL under Make in India initiatives.

Enlistment through Prototype route

Your company has also issued a policy to augment supplier's capabilities wherein maximum three Indian players exist, even manufacturer without PTR are being allowed to develop prototypes with handholding. They are considered qualified based on the successful development & testing of a prototype, meeting the stipulated technical specifications as well as capability and capacity of the plant being upgraded to meet the requisite standards. Till date, 8 different product categories, 7 manufacturers have been enlisted/upgraded by your company through Prototype route.

EIL's other efforts for growth of domestic industry

EIL showcased a Make In India (MII) Pavilion during 4th edition of 'India Energy Week' held on January 27-30, 2026 with participation of 36 suppliers displaying various latest Industrial products viz Static Equipment, Rotating Equipment, Piping, Electrical & Instrumentation, etc. operating in the MII ecosystem.

Lakshya Bharat Portal

Under the guidance of MoPNG, your company has developed a reliable, scalable information system (titled as "Lakshya Bharat Portal"). This web-based portal is intended to provide opportunities for new entrepreneurs as well as existing manufacturers both Indian & Foreign, to invest/ expand their manufacturing base in India under the Make In India Policy, with an endeavour to make India an Aatmanirbhar Bharat.

Subsequently, in order to facilitate real time data update by various Oil PSUs, your company has developed APIs (Application Programming Interface) and successfully integrated same with its database. This portal is being used by Oil & Gas companies to highlight all Capital goods & MRO (Maintenance Repair & Overhaul) items procured by OPSUs.

Regular Vendor Meets

Your Company has been organising manufacturers' meets from time to time with an intention to meet the entire vendor community to understand their issues and pain areas. In addition, focused meets have been held on specific items providing the intending entrepreneurs and existing manufacturers with the detailed perspective of the most sought after product. Moreover, meets were organised with MSE-SC/ST and Woman Entrepreneurs for inclusive growth of all sections of society. In FY 2025-26, your company has organised 14 Vendor Meets.

Start Up India

In line with the Government of India's 'Start-up India' initiative, your company has implemented a policy to encourage and support start-ups (with no PTR for the item under consideration) to manufacture the item and, and upon successful completion, become an enlisted supplier with the company.

Make In India Zone, hosted by EIL, at IEW 2026

Online 24x7 empanelment process

To facilitate the empanelment/ development process for various goods and services, enlistment portal in the company is made live on 24x7 basis for all suppliers and contractors seeking empanelment in EIL Master Supplier / Contractor list.

Handholding through a chain of Regional Procurement Offices

Your company has 09 (Nine) Procurement offices located throughout India which are closely interacting with the Indian Manufacturers in respective regions and providing all necessary procedural and technical support & guidance to improve quality and range of manufacturing.

18. Procurement Highlights

The Company continued to strengthen its procurement systems and supply chain management processes during FY 2025-26, with sustained emphasis on transparency, efficiency, digitalisation, timely project execution and alignment with national procurement objectives. Procurement activities were undertaken for consultancy assignments executed by the Company, as well as for direct procurement relating to in-house requirements and turnkey/LSTK/OBE/depository projects.

During the year, the total procurement handled by the Company stood at ₹ 31,737.03 crore, with detail as below:

- For projects where EIL worked as a consultant: ₹ 30,699.11 crore
- For various LSTK/OBE/Depository projects: ₹ 724.17 crore
- For EIL's in-house requirements: ₹ 313.74 crore

The procurement portfolio reflects the Company's strong project execution capability across diverse sectors including refining, petrochemicals, pipelines, infrastructure and other industrial projects.

For procurement undertaken on the EIL's account (excluding consultancy procurement), the total procurement value of Goods, Services and Works stood at ₹ 1,037.91 crore, comprising:

- Goods & Services: ₹ 481.06 crore
- Works: ₹ 556.85 crore

The Company continued to leverage e-procurement systems, digital tendering platforms and the Government e-Marketplace (GeM) to enhance efficiency, transparency, competition and ease of doing business.

GeM Procurement

The Company accorded continued thrust to procurement through the Government e-Marketplace (GeM) platform, in line with Government of India initiatives promoting transparent, efficient and digital public procurement.

During FY 2025-26, GeM procurement achieved by the EIL is as under:

- Approved Procurement Plan through GeM: ₹ 102.42 crore
- Actual Procurement through GeM: ₹ 268.17 crore

Accordingly, procurement through GeM stands at 55.75% of total Goods & Services procurement for EIL on a standalone basis, significantly exceeding the MoU target of 40%.

At the consolidated level (EIL and CEIL), procurement through GeM stood at 56.24% of total Goods & Services procurement.

This performance reflects the Company's continued commitment towards adoption of digital public procurement platforms, enhanced transparency and optimum value realization.

MoU Compliance Parameters

In line with the guidelines of the Department of Public Enterprises (DPE), procurement performance under Memorandum of Understanding (MoU) parameters was closely monitored during the year.

Standalone

Under socio-economic procurement parameters, achievements were as under:

- Procurement from MSEs: 46.30% (against target of 25%) of total Goods & Services procurement of EIL
- Procurement from Women-owned MSEs: 3.03% (against target of 3%) of total Goods & Services procurement of EIL
- Procurement from SC/ST-owned MSEs: 0.11% (against target of 4%) of total Goods & Services procurement of EIL

Consolidated (EIL and CEIL)

At the consolidated level, procurement from MSE categories was as under:

- MSEs: 46.89%
- Women-owned MSEs: 3.75%
- SC/ST-owned MSEs: 0.11%

The Company remains committed to further strengthening inclusive procurement practices, enhancing participation of MSEs, SC/ST entrepreneurs and women-led enterprises, while expanding procurement through GeM and other transparent digital platforms.

19. Official Language

The Company continued its focused efforts towards effective implementation of the Official Language Policy during FY 2025-26. Several significant initiatives have been undertaken in this regard, as outlined below:

- **Statutory Compliance:** Provisions of the Official Language Act, 1963 and the Rules framed thereunder were duly complied with, and the use of Hindi in

day-to-day official work was ensured in line with Government guidelines.

- **Workshops and Meetings:** Official Language Implementation Committee (OLIC) meetings were held regularly across all offices to review progress and monitor the targets set under the Annual Programme. Senior officers actively participated in TOLIC meetings. In addition, several Hindi workshops were conducted during the year to enhance the working knowledge of Hindi among employees.

- **Hindi Fortnight Celebration (14–29 September, 2025):** Hindi Pakhawada was celebrated across the Company from 14 to 29 September, 2025 with various competitions and activities to promote the progressive use of Hindi. World Hindi Day was also observed with enthusiastic participation. Regional Rajbhasha Conferences were organized across Delhi/ Gurugram, Kolkata, Mumbai, Vadodara and Chennai to review progress and share best practices.

- **Parliamentary Committee Inspection:** The Parliamentary Committee on Official Language (Draft & Evidence Sub-Committee) inspected the EIL Regional Office, Kolkata on 20 September, 2025 and recorded excellent remarks on the implementation of the Official Language Policy. The R&D Office, Gurugram and Mumbai Branch Office were also inspected by the Regional Implementation Offices of the Department of Official Language, Ministry of Home Affairs, which appreciated the Company's efforts. In addition, internal Rajbhasha inspections were conducted in various departments/offices.

20. Subsidiary, Joint Ventures and Associate Companies

As on March 31, 2026, your Company has one wholly owned subsidiary, two Joint Ventures including a JV under liquidation and one Associate company.

Subsidiary Company

Certification Engineers International Ltd (CEIL), a wholly owned subsidiary of the company, delivered a year of strong operational performance and strategic expansion during FY 2025–26. Reinforcing its position as a premier Third-Party Inspection (TPI), Certification, HSE Audit, and Quality Assurance organization, CEIL executed a wide spectrum of high-value assignments across oil & gas, refinery, infrastructure, pipelines, railways, defence, and emerging sectors such as energy transition and smart infrastructure. A landmark Memorandum of Agreement with Oil and Natural Gas Corporation, followed by work orders aggregating ₹76.38 Crore during the year, underscored CEIL's leadership in offshore and onshore inspection and certification services. CEIL expanding its footprint across City Gas Distribution networks, refinery units, high-speed rail, smart cities, and defence projects reflects its growing credibility and technical excellence in supporting critical national assets.

The order book for the FY 2025-26 is approx. ₹ 180 Crore. During the year, CEIL further diversified its portfolio by strengthening its presence in infrastructure, railways, ports, power distribution, and institutional sectors, while also expanding into education and research domains. CEIL delivered comprehensive inspection, vendor assessment, and safety audit services across complex and geographically diverse projects, ensuring adherence to stringent quality, safety, and regulatory standards. CEIL continued to provide strategic support to Engineers India Limited, through deployment of specialized technical manpower and execution of domestic and international assignments, including overseas projects. With its continued focus on digital enablement, operational excellence, and customer-centric service delivery, CEIL remains committed to strengthening client credibility and contributing to sustainable infrastructure and industrial growth.

The Board of Directors of CEIL have recommended final dividend of ₹ 131/- per share (on face value of ₹ 100 per share) for the financial year 2025-26, in addition to ₹ 75/- per share interim dividend already paid during the year. With this, the total dividend for the financial year 2025-26 works out to ₹ 206/- per share amounting to ₹ 1854 Lakhs.

Joint Ventures

RFCL

RFCL is a Joint Venture Company of National Fertilizers Limited (NFL), Engineers India Limited (EIL) and Fertilizer Corporation of India Limited (FCIL) (Promoters) with 26% equity each by NFL & EIL. FCIL has been granted 11% equity in terms of CCEA approval. Govt. of Telangana has also taken equity participation of 11% equity. The plant with the capacity of 2,200 MTPD Ammonia Unit and 3,850 MTPD Urea Plant has declared its commercial operation of the Ramagundam Unit on March 22, 2021. For financial year 2025–26, RFCL produced 8,56,195 MT and dispatched 8,57,238 MT of neem-coated prilled urea.

TEIL- Under Liquidation

Associate Company

EIL along with ONGC Videsh Singapore Pte. Ltd., GAIL (India) Ltd., IOCL Singapore Pte. Ltd. and Oil India International Pte. Ltd., having participating interest of 20% each, had incorporated a Limited Liability Company namely LLC Bharat Energy Office (LLC BEO) in Moscow, Russia to facilitate liasioning with the Russian Hydrocarbon Industry and to monitor the existing investments in Russia.

Pursuant to the provisions of Section 129(3) of the Act, a statement containing the salient features of financial statements related to Subsidiary/Associate/Joint Venture Companies is attached to the financial statements of the Company.

Further, pursuant to the provisions of Section 136 of the Act, read with Regulation 46 of the SEBI Listing Regulations the financial statements of the Company, consolidated financial statements along with relevant documents and separate audited financial statements in respect of subsidiary, is available on the Company's website on https://www.engineersindia.com/Investor/Landing

21. Corporate Governance

The Company is committed to good Corporate Governance as per the requirements of SEBI Listing Regulations and DPE Guidelines. The Board of Directors support the broad principles of Corporate Governance. In addition to the basic issues, EIL Board lays strong emphasis on transparency, professionalism and accountability. As required under SEBI Listing Regulations and DPE Guidelines on Corporate Governance, the Report on Corporate Governance, together with the Auditors' Certificate on compliance of conditions of Corporate Governance is annexed to this report.

22. Directors' Responsibility Statement

Pursuant to Section 134(5) of the Act, the Board of Directors, to the best of its knowledge and ability, confirm that:

a) in the preparation of the annual accounts for the year ended March 31, 2026, the applicable accounting standards read with requirements set out under Schedule III to the Companies Act, have been followed and there are no material departures from the same;

b) the Directors have selected such accounting policies and applied them consistently and made judgments and estimates that are reasonable and prudent so as to give a true and fair view of the state of affairs of the Company as at March 31, 2026 and of the profit of the Company for the year ended on that date;

c) the Directors have taken proper and sufficient care for the maintenance of adequate accounting records in accordance with the provisions of the Act for safeguarding the assets of the Company and for preventing and detecting fraud and other irregularities;

d) the Directors have prepared the annual accounts on a 'going concern' basis

e) the Directors have laid down internal financial controls to be followed by the Company and that such internal financial controls are adequate and are operating effectively; and

f) the Directors have devised proper systems to ensure compliance with the provisions of all applicable laws and that such systems are adequate and operating effectively.

23. Directors and Key Managerial Personnel

Appointment

1) Shri Praveen M. Khanooja (DIN: 09746472) Additional Secretary, Ministry of Petroleum & Natural Gas (MoPNG) was entrusted the additional charge Chairman & Managing Director of the Company. Consequent upon his appointment by the Board, he assumed the office of Chairman & Managing Director w.e.f. 01.03.2026 for a period of 3 months, which was further extended for a period of 3 months or till the appointment of regular incumbent to the post or until further orders, whichever is the earliest, effective from 01.06.2026.

2) Shri Atul Gupta (DIN: 09704622) has assumed the charge of the post of Chairman & Managing Director of the Company w.e.f. 29.06.2026.

3) Smt. Kahuli Sema (DIN: 11893225) and Shri Ashish Kumar Gupta (DIN: 00728633) appointed as Independent Directors w.e.f. 14.08.2026, pursuant to MOPNG letter dated 12.08.2026.

Cessation :

1) Smt. Vartika Shukla (DIN: 08777885) ceased to be the Chairman & Managing Director of the Company w.e.f. 01.03.2026 consequent upon her superannuation.

2) Shri Deepak Mhaskey (DIN: 09396329) and Smt. Karuna Gopal Vartakavi (DIN: 05304803) ceased to be Independent Directors of the Company consequent upon completion of their tenure on 27.03.2026.

3) Shri Atul Gupta (DIN: 09704622) ceased to be Director (Commercial) consequent upon his appointment as Chairman & Managing Director of the Company w.e.f. 29.06.2026.

4) Shri Praveen M. Khanooja (DIN: 09746472) ceased to be Chairman & Managing Director (Addl. charge) w.e.f. 29.06.2026 consequent upon appointment of regular incumbent.

Entrustment of Additional Charge:

1) Shri Atul Gupta (DIN: 09704622) is holding additional charge of Director (Commercial) from 30.06.2026.

The Board places on record its deep sense of appreciation for the guidance and invaluable contribution made by the Directors, who have ceased during the year as Directors of the Company.

In terms of the provisions of the Companies Act, 2013 and the Articles of Association of the Company, Shri Rajiv Agarwal, Director (Technical) and Shri Arun Kumar, Director (Govt. Nominee) are liable to retire by rotation and being eligible are proposed to be re-appointed at the 61st Annual General Meeting (AGM).

Details of the proposals for appointment/re-appointment of Directors along with their brief profile are provided in the notice of the AGM.

24. Declaration by Independent Director

Independent Directors of the Company have submitted the declaration confirming that they meet the criteria of independence as prescribed under Section 149(6) of the Companies Act, 2013, Regulation 16(1)(b) of SEBI Listing Regulations and they are not aware of any circumstance or situation, which exist or may be reasonably anticipated, that could impair or impact their ability to discharge their duties with an objective of independent judgment and without any external influence.

The Board is of the opinion that the Independent Directors of the Company possess requisite qualifications, experience and expertise and they hold highest standards of integrity. Further, Independent Directors of the Company have complied and affirmed to abide by Rule 6 of the Companies (Appointment and Qualification of Directors) Rules, 2014, as amended from time to time, and have also declared their enrolment in the data bank of Independent Directors maintained by Indian Institute of Corporate Affairs ('IICA').

25. Number of Meetings of the Board

Fourteen meetings of the Board were held during the year under review. The intervening gap between any two meetings was within the period prescribed under the Companies Act, 2013, SEBI Listing Regulations and DPE Guidelines on Corporate Governance. For details of meetings of the Board, please refer to the Corporate Governance Report, which forms part of this report.

26. Composition of Audit Committee

The details pertaining to the composition of the Audit Committee are included in the Corporate Governance Report, which form part of this report. The recommendations made by the Audit Committee during the year were accepted by the Board.

27. Nomination and Remuneration Committee

The details pertaining to the composition of the NRC Committee are included in the Corporate Governance Report, which is a part of this report.

EIL is a Public Sector Undertaking (Government Company) and the appointment of Directors, both Executive and Non-Executive are made by the Government of India and are being paid remuneration as per the terms of their appointment.

28. Performance Evaluation of the Board

EIL is a Public Sector Undertaking (Government Company) and the appointment of Directors, both Executive and Non-Executive are made by the Government of India. Therefore, the Company has not laid down any criteria for performance evaluation of the Independent Directors and the Board. However, regular inputs on performance of Independent Directors are being provided to administrative Ministry as well as Department of Public Enterprises (DPE).

29. Vigilance Mechanism/Whistle Blower Policy

The Company has a Whistle Blower Policy and has established the necessary vigil mechanism for directors and employees in confirmation with Section 177(9) of the Act and Regulation 22 of SEBI Listing Regulations, to report concerns about unethical behavior. This Policy is available at the Company's website https://www.engineersindia.com/Investor/Landing.

30. Particulars of Contracts or Arrangements made with Related Parties (RPTs).

In line with the provisions of the Companies Act, 2013 and the SEBI Listing Regulations, the Company has a policy on materiality of Related Party Transactions and also on dealing with Related Party Transactions. The said Policy was revised on 27.03.2026 and is available on the website of the Company at https://www.engineersindia.com/Investor/Landing.

The Company gives the disclosure regarding material transactions with related parties on quarterly basis along with the compliance report on Corporate Governance. As per requirements of Section 134 (3) of Companies Act, 2013 read with Rule 8 of Companies ((Accounts) Rule, 2014, particulars of contracts or arrangements with related parties as referred in section 188 (1) of the Companies Act, 2013 (AOC-2) is annexed to this report. Further, suitable disclosure as required by the Indian Accounting Standard (Ind AS-24) "Related Party Disclosures" has been given in the Notes to the Financial Statements.

Bird's Eye View of Numaligarh Refinery Limited

31. Details of Loans/Investments/Guarantees

In compliance with the provisions of the Companies Act, 2013, the details of investments made and loans/ guarantees provided as on 31.03.2026 are given in the respective Notes to the financial statements.

32. Reporting of Frauds by Auditor

During the year under review, neither the statutory auditors nor the secretarial auditor has reported to the Audit Committee, under Section 143(12) of the Companies Act, 2013, any instances of fraud committed against the Company by its officers or employees.

33. Transfer of Amounts/ Securities to Investors Education and Protection Fund

A detailed disclosure on unpaid/unclaimed dividend and shares transferred to the IEPF in Compliance with the provisions of the Companies Act, 2013 has been given in the Corporate Governance Report which forms part of this Annual Report. The same is also available on the website of the Company at https://www.engineersindia.com/Investor/Landing.

34. Annual Return

Pursuant to Section 92(3) read with Section 134(3)(a) of the Act, the Annual Return as on March 31, 2026 is available on the Company's website at https://www.engineersindia.com/Investor/Landing.

35. Code of Conduct

Your company has formulated a Code of Business Conduct and Ethics for Board of Directors and Senior Management Personnel. All Board Members and Senior Management Personnel have given their confirmation of compliance for the year under review. A declaration duly signed by C&MD is given under para 2(vi) of the Report on Corporate Governance annexed to this Report. The Code of Business Conduct and Ethics for Board of Directors and Senior Management Personnel are given on the website of the Company at https://www.engineersindia.com/Investor/Landing.

36. Statutory Auditors

M/s Datta Singla & Co, Chartered Accountants were appointed as Auditors of the Company for the financial year 2025-26 by the Office of Comptroller & Auditor General of India. The Statutory Auditor's Report on standalone and consolidated financial statements do not contain any qualifications, reservations, or adverse remarks or disclaimer.

37. Secretarial Auditors

During the year under review, the Members approved the appointment of M/s VAP & Associates, Company Secretaries (Firm Registration No P2023UP098500) as the Secretarial Auditors of the company to hold office for a term of five consecutive years upto FY 2029-30, The Secretarial Auditors conducted audit for the financial year

2025-26, as required under Section 204 of the Companies Act, 2013 and Rules there under. The Secretarial Audit Report for the financial year 2025-26 is annexed to this Report.

Management's replies on the observations of Secretarial Auditors Report is also annexed to this report.

38. Cost Auditors

EIL does not fall under the cost audit rules and therefore, there is no requirement of cost audit and maintance of cost records for the Company in terms of amended Companies (Cost Records and Audit) Rules.

39. Comptroller and Auditor General of India's (C&AG)'s Audit

The C&AG has conducted supplementary audit under Section 143(6) (b) of the Companies Act, 2013 and issued Nil comments. The Nil comments report is annexed in this Annual Report.

C&AG Paras from other Audit

As at 31st March, 2026, there is no pending published para related to C&AG Audit.

40. Disclosures under the Sexual Harassment of Women at Workplace (Prevention, Prohibition and Redressal) Act, 2013 ["POSH Act"]

Your Company follows a zero-tolerance approach towards sexual harassment and remains firmly committed to ensuring the safety, dignity and well-being of all employees. It strives to foster a safe, inclusive and respectful workplace across all its operations. The Company has implemented a Policy on the Prevention of Sexual Harassment, aligned with the POSH Act and other applicable laws across the jurisdiction in which it operates.

Internal Committees ("ICs") have been constituted in accordance with the requirements of the POSH Act.

The Company continues to strengthen awareness and prevention through regular training & structured awareness programmes. The details of complaints received, disposed and pending, during the Financial Year 2025-26 are as follows:

(a)	number of complaints of sexual harassment received in the year	1
(b)	number of complaints disposed off during the year	0
(c)	number of cases pending for more than ninety days	0

41. Compliance with Maternity Benefit Act, 1961

The Company is compliant with the applicable provisions of the Maternity Benefit Act, 1961 and has policies, systems and processes in place to ensure ongoing compliance.

42. Secretarial Standards

The Company has devised proper systems to ensure compliance with the provisions of all applicable Secretarial Standards issued by the Institute of Company Secretaries of India (SS-1 & SS-2) and that such systems are adequate and operating effectively.

43. Particulars of Employees

As per the provisions of Section 197 of the Companies Act, 2013 and rules made thereunder, Government Companies are exempted from inclusion of the statement of particulars of employees. The information has, therefore, not been included as part of the Directors' Report.

44. Right to Information

As a Public Authority, EIL is committed to implementing the provisions of the Right to Information Act, 2005 (RTI Act) in both letter and spirit. A dedicated RTI Cell operates from the Head Office in New Delhi to handle matters related to the Act and ensure compliance with its requirements. In addition to processing physical RTI applications, the Company also receives and responds to online applications submitted via the Government of India's unified RTI portal, www.rtionline.gov.in.

In accordance with Section 4(1) (b) of the Act, EIL proactively discloses information through its official website and regularly updates the details of its Central Public Information Officer (CPIO), Assistant Public Information Officer (APIO) and First Appellate Authority.

During the year 2025–2026, EIL efficiently handled and disposed of 257 RTI applications within the stipulated timeframe, providing information as per the provisions of the Act. Additionally, the Company addressed 48 First Appeals related to CPIO responses, all of which were appropriately resolved by the First Appellate Authority during the same period.

45. Conservation of Energy, Research and Development, Technology Absorption, Foreign Exchange Earnings and Outgo

In accordance with the provision of the Companies Act, 2013 and rules framed thereunder, particulars relating to Energy Conservation, Technology Absorption are given under Research & Development and Sustainable Development Sections of the Directors' Report.

Information regarding imports, foreign exchange earnings and expenditures etc. (excluding exchange difference on conversion of foreign currency) is as following:

(Figures in ₹ Lakhs)

Sl. no	Particulars	Standalone	
		For 2025-26	For 2024-25
a)	Expenditure (disbursement basis) in foreign Currency on account of:		
i)	Knowhow and professional fees including sub-contracts (others)	1709.45	610.70
ii)	Sub-Contractor/Construction Material turnkey projects	4490.02	86.18
iii)	Others (foreign travel, living allowance, membership fees, agency commission, foreign office expenses, etc.)	15380.40	12284.91
b)			
(i)	Earnings (accrual basis) in foreign exchange on account of professional fees including ₹ 3.34 Lakhs (Previous year: ₹6.48 Lakhs) earned in local foreign currencies, which are not repatriable to India against which, an expenditure of ₹38.10 Lakhs (Previous year: ₹ 27.91 Lakhs) incurred in local foreign currencies.	35065.75	37095.18

46. Significant and Material Orders

There are no significant and material orders passed by the regulators or courts or tribunals impacting the going concern status and Company's operations in future.

47. Other Disclosures

No disclosure or reporting is required in respect of the following item as either these were not applicable or there were no transactions on these items during the financial year 2025-26: -

1. Details relating to deposits covered under Chapter V of the Act.
2. Issue of equity shares with differential rights as to dividend, voting or otherwise.
3. Issue of shares (including sweat equity shares) to employees of the Company under any scheme.
4. Neither the Managing Director nor the Whole–time Directors of the Company receive any remuneration or commission from any of its subsidiaries.
5. The names of companies which have become or ceased to be joint ventures or subsidiary companies during the year are NIL.
6. Details of application made or any proceeding pending under the Insolvency and Bankruptcy Code, 2016 : Nil.
7. Details of the difference between the amount of the valuation done at the time of one-time settlement and the valuation done while taking a loan from the bank or financial institutions along with the reasons thereof: Nil.
8. There are no material changes and commitments affecting the financial position of the Company which have occurred between the end of the financial year and the date of this report.

48. Acknowledgement

The Directors are grateful for all the help, guidance and support received from Ministry of Petroleum & Natural Gas and from other Ministries of the Government of India. Directors are also grateful to the Bankers, Statutory Auditors, Comptroller & Auditor General of India and the investors for their continued patronage and confidence in the Company.

The Directors thank all our esteemed clients for the faith and trust reposed in the Company. With continuous learning, skill upgradation, technology development, your Company continue to provide world class professionalism and services to our clients.

The Directors thank all associates, vendors and contractors within the country and abroad, for their continued support without which EIL could not have achieved the desired results. Your directors are grateful to all the Foreign Missions in India and Indian Missions abroad in countries where EIL has business operations for their continued help and support.

The Directors wish to convey their appreciation to all employees for the valuable services and cooperation extended by them and are confident that they will continue to contribute their best towards achieving still better performance in future.

For and on behalf of the Board of Directors

Sd/-
Atul Gupta
Chairman and Managing Director
and Addl. Charge Director (Commercial)
DIN: 09704622

Place: New Delhi
Date: 21.08.2026

Sunset at a Refinery

Management Discussion and Analysis

Guru Gobind Singh Refinery, Bhatinda

Economic Review

Global Economy Overview

The global economy showcased resilience during CY2025 despite persistent geopolitical tensions, trade realignments, and policy uncertainty across major markets. Global GDP growth stood at 3.4%, with emerging market, and developing economies expanding by 4.4%, significantly outpacing advanced economies at 1.9%. Inflation moderated to approximately 4.1%, supported by easing supply chain disruptions, and relatively stable financial conditions. Nevertheless, growth remained uneven across regions as economies balanced inflation management, fiscal consolidation, and investment priorities.

Energy security, industrial competitiveness, and infrastructure modernization remained key global investment priorities during the year. Global energy investment is projected to reach USD 3.4 trillion in 2026, reflecting continued commitment towards strengthening energy systems despite geopolitical uncertainties. Approximately USD 2.2 trillion is expected to be invested in renewables, nuclear, grids, storage, low-emissions fuels, efficiency, and electrification, while around USD 1.2 trillion will be directed towards oil, natural gas, and coal. Investment in natural gas supply is projected to reach USD 330 billion, the highest level in a decade, supported by LNG infrastructure expansion, and energy security considerations. These trends highlight sustained investments across both conventional, and emerging energy value chains worldwide.

[1]https://www.imf.org/en/publications/weo/issues/2026/04/14/world-economic-outlook-april-2026

[2]https://iea.blob.core.windows.net/assets/64594543-cf6e-4fd9-8238-d3cae35daf48/WorldEnergyInvestment2026.pdf

Simultaneously, the global energy transition continued to gather momentum. Investments in carbon capture utilization and storage (CCUS), low-carbon fuels, hydrogen ecosystems, renewable energy infrastructure, and industrial decarbonization projects expanded significantly across North America, Europe, the Middle East, and Asia. The simultaneous expansion of conventional, and low-carbon energy investments is driving demand for complex project development, technology deployment, and infrastructure execution across conventional, and emerging energy sectors globally.

Outlook

The global economy is projected to moderate to 3.1% growth in CY2026 before improving marginally to 3.2% in CY2027. Advanced economies are expected to expand by 1.8%, and 1.7% during CY2026, and CY2027, respectively, while emerging market, and developing economies are projected to remain the primary engines of growth, supported by continued infrastructure development, industrialization, and rising energy demand. Global inflation is expected to increase to 4.4% in CY2026 before moderating to 3.7% in CY2027.

A key uncertainty influencing the outlook is the evolving geopolitical situation in the Middle East, and the strategic significance of the Strait of Hormuz, through which a substantial portion of global crude oil, and LNG trade transits. The IMF has highlighted that prolonged disruptions to energy production facilities or shipping routes could elevate crude oil, and natural gas prices, intensify inflationary pressures, and adversely affect global growth.

Despite these near-term risks, medium-term fundamentals remain supportive for sectors linked to engineering, and project development. Governments, and energy companies across advanced, and emerging economies are expected to sustain investments in refinery modernization, petrochemical capacity expansion, LNG infrastructure, strategic energy assets, CCUS facilities, hydrogen projects, and renewable energy systems. Increasing emphasis on energy security, supply diversification, and decarbonization is expected to support a robust pipeline of engineering, procurement, construction management, and consultancy opportunities across global markets over the coming years.

World Economic Outlook Growth Projections

(Real GDP, annual percent change)

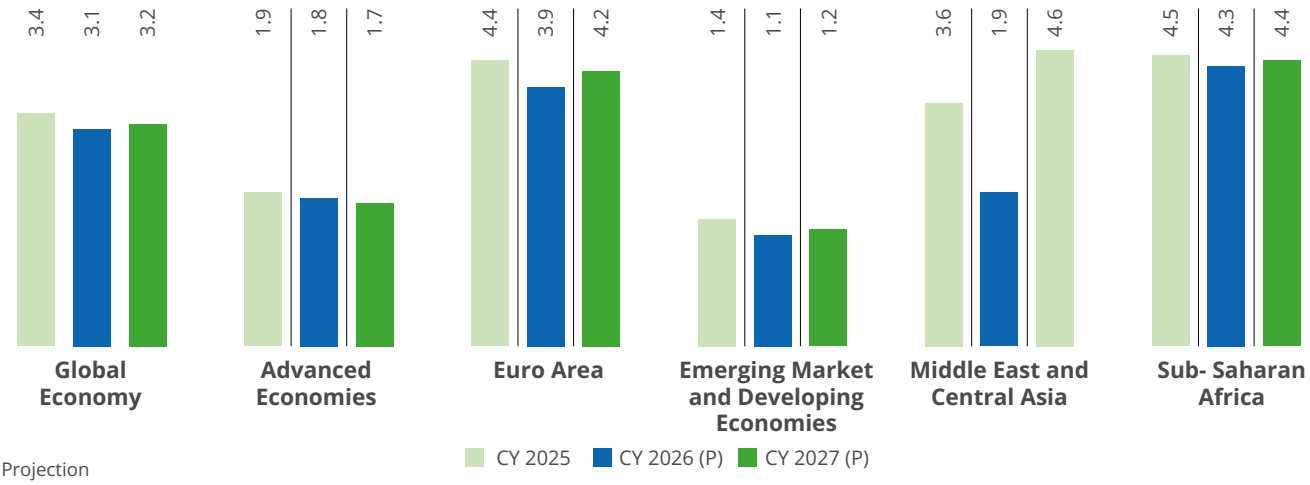

P – Projection

Source – IMF, World Economic Outlook, April 2026)

Indian Economy Overview

India remained the fastest-growing major economy, demonstrating resilience amid global geopolitical uncertainties, supply chain disruptions, and volatile commodity markets. Real GDP grew by 7.7%, supported by strong domestic demand, sustained public investment, and robust performance across manufacturing, construction, and services sectors. Gross Value Added (GVA) grew by 7.9%, reflecting broad-based economic momentum, and reinforcing India's position as a preferred investment destination. Growth was further supported by healthy consumption trends, and continued policy focus on infrastructure-led development.

[3]https://iea.blob.core.windows.net/assets/64594543-cf6e-4fd9-8238-d3cae35daf48/WorldEnergyInvestment2026.pdf

[4]https://www.mospi.gov.in/uploads/latestReleases/latest_release_1780655857536_5ac01869-ca4a-422d-b7a7-57b81da60932_Press_Note_on_GDP_Estimates_for_Q4_2025-26_, and_PE_FY_2025-26_F.pdf

The investment cycle strengthened further during the year, driven by accelerated infrastructure spending, industrial capacity additions, and increasing private sector participation. Gross Fixed Capital Formation recorded growth of more than 7.5%, highlighting sustained capital creation across transportation, energy, urban infrastructure, and manufacturing sectors. The construction, and manufacturing sectors emerged as key growth drivers, supported by government initiatives aimed at improving logistics efficiency, strengthening industrial competitiveness, and expanding domestic production capabilities. These developments continued to create a favourable environment for large-scale engineering, project management, and infrastructure development activities.

The Government's continued emphasis on infrastructure creation, manufacturing competitiveness, and energy security supported investment activity across strategic sectors. These developments strengthened the project pipeline across transportation, industrial, and energy infrastructure while enhancing long-term productive capacity.

Outlook

India's growth outlook for FY 2026-27 remains favourable despite prevailing global uncertainties, geopolitical tensions, evolving tariff, and trade policies across major economies. Real GDP growth is projected at 6.6%, supported by resilient domestic consumption, continued public capital expenditure, healthy capacity utilization, and sustained credit growth. Ongoing investments in transportation infrastructure, energy systems, industrial corridors, and urban development are expected to provide a strong foundation for medium-term economic expansion.

While higher tariff, and trade restrictions may influence global supply chains, investment flows, and trade dynamics, India's diversified economic base, and strong domestic demand are expected to support resilience. Continued policy support for manufacturing, infrastructure development, and industrial competitiveness is likely to strengthen the investment cycle. Recent trade agreements with key global partners are also expected to enhance market access, improve supply-chain integration, and support export-oriented industries.

Looking ahead, the Government's continued emphasis on infrastructure development, energy security, manufacturing expansion, and self-reliance is expected to sustain investment activity across strategic sectors. Growing investments in conventional energy, natural gas infrastructure, petrochemicals, renewable energy, transmission networks, and industrial facilities are likely to create significant opportunities across the engineering, and project execution value chain. Supported by strong macroeconomic fundamentals, and ongoing reforms, India remains well positioned to sustain long-term growth, and industrial development.

Indian GDP Growth Trend

(in %)

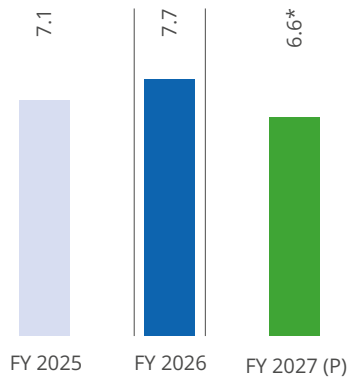

P – Projected

Source: MoSPI, RBI

Rajasthan Refinery project, Barmer

[5]https://www.rbi.org.in/Scripts/BS_PressReleaseDisplay.aspx?prid=62863

Key Infrastructure Developments

Infrastructure Segment	Key Development
Public Capital Expenditure	The Government has increased capital expenditure from approximately ₹2 lakh crore in FY2014-15 to ₹12.2 lakh crore in FY2026-27, reflecting sustained emphasis on infrastructure creation, and industrial development. Continued public investment is supporting project opportunities across energy, process industries, and strategic infrastructure sectors.
PM GatiShakti Programme	PM GatiShakti continues to improve infrastructure planning, and execution through greater integration across transportation, logistics, and industrial networks. The initiative is facilitating faster project implementation, enhancing connectivity, and supporting long-term infrastructure-led economic growth.
Energy and Strategic Infrastructure	India's infrastructure strategy continues to prioritise energy security, domestic production, and supply-chain resilience. Investments in conventional energy, natural gas, petrochemicals, refining, and associated infrastructure are expected to remain key drivers of capital expenditure across the economy.
Industrial and Manufacturing Infrastructure	The Government's continued focus on industrial corridors, manufacturing competitiveness, and domestic capacity creation is strengthening the investment cycle. Expansion across process industries, chemicals, petrochemicals, and advanced manufacturing is creating demand for engineering, consultancy, and project execution services.
Railway Infrastructure	Indian Railways' capital outlay increased to ₹2.78 lakh crore in FY2026-27, supporting network expansion, and logistics modernization. The network achieved 99.6% electrification, with 69,873 route km electrified by March 2026. Additionally, 139 cargo terminals have been operationalised under PM Gati Shakti, strengthening multimodal freight connectivity, and industrial logistics.

Industry Overview

Hydrocarbon

Despite the ongoing global energy transition, India's hydrocarbon value chain remained strategically important during FY 2025–26, supported by rising energy demand, import dependence, and the continued need to strengthen domestic refining and downstream capabilities. India continues to operate one of the world's largest refining systems, with sustained investments in brownfield modernisation, residue upgradation, refinery petrochemical integration, fuel quality enhancement, and capacity expansion. These developments continue to generate demand for engineering, consultancy, and project management services across the hydrocarbon value chain.

India's oil demand is projected to increase from 5.64 million barrels per day in 2024 to 6.66 million barrels per day by 2030, driven by urbanisation, industrialisation, rising mobility, aviation growth, and increasing LPG consumption. These structural demand drivers are expected to support continued investments across refining, pipelines, storage infrastructure, petrochemicals, and related downstream facilities, creating long term opportunities for engineering and technology service providers.

Guru Gobind Singh Polymer Addition project, Bhatinda

[6]https://www.pib.gov.in/PressReleasePage.aspx?PRID=2270740&reg=3&lang=1

Energy security continued to remain a key national priority during the year, given India's dependence on imported crude oil and LPG and the associated exposure to global price volatility and supply disruptions. While the country continues to accelerate its clean energy transition, strengthening refining infrastructure, strategic petroleum reserves, supply diversification, and downstream capabilities remains essential to ensuring reliable energy availability. This balanced approach is expected to sustain investments across both conventional and emerging energy sectors, supporting long term opportunities for integrated engineering and project management companies such as EIL.

India has emerged as the world's fourth-largest refining hub with an installed refining capacity of 258.1 MMTPA across 23 refineries, strengthening its position as a key supplier of petroleum products in the region.

Chemicals and Petrochemicals

The chemicals and petrochemicals sector remained a key enabler of India's manufacturing ecosystem, supported by strong linkages with infrastructure, automotive, pharmaceuticals, agriculture, textiles, and consumer industries. The sector accounted for 8.1% of manufacturing Gross Value Added (GVA), reflecting its strategic importance to industrial growth. Domestic production of major chemicals, and petrochemicals reached 58.6 million metric tonnes, compared with 45.6 million metric tonnes a decade ago, translating into a CAGR of 2.8%. Capacity additions, increasing localization of value chains, and policy support for manufacturing continued to strengthen the sector's competitiveness. The industry's expanding role in supplying critical raw materials to downstream sectors remains integral to India's broader industrial development agenda.

Consumption trends across the petrochemical value chain reflected sustained industrial activity, and healthy demand fundamentals during the year. Naphtha consumption stood at 11.7 million tonnes, while overall petroleum product consumption reached 244.0 million tonnes, indicating continued feedstock demand from refining, chemical, and polymer industries. Investments in integrated refining, and petrochemical complexes, PCPIRs, and logistics infrastructure are improving supply chain efficiencies, and supporting domestic capacity utilization. Growing demand for specialty chemicals, performance materials, packaging products, and advanced polymers is creating new opportunities across the value chain.

Pipelines, LNG Projects, Storage Terminals and Strategic Storage

India's natural gas infrastructure continued to witness strategic expansion during the year, driven by rising dependence on imported LNG, and the growing role of natural gas in the country's energy mix. LNG imports increased to 26 MMT during FY 2025-26, compared with 27 MMT in the previous year, while total natural gas consumption reached 68,753 million standard cubic meter. The increasing share of imported gas in the domestic energy basket showcased the need for sustained investments in cross-country pipeline networks, gas transmission infrastructure, and associated compression facilities to improve connectivity between supply centres, and demand hubs. These developments are expected to support higher project activity across gas transportation, distribution, and industrial infrastructure segments.

The continued growth in LNG imports is reinforcing the importance of LNG receiving terminals, regasification facilities, and associated downstream infrastructure. Rising demand from city gas distribution, fertilisers, refineries, and petrochemicals has strengthened the requirement for additional LNG handling capacity, and efficient evacuation systems. The increasing reliance on imported LNG to bridge the gap between domestic production, and consumption highlights the need for integrated LNG infrastructure, including jetties, regasification units, and transmission linkages. This trend is expected to create opportunities for engineering, project management, and consultancy services across LNG value chain projects, particularly as India seeks to enhance energy security, and supply reliability.

LPG Underground Storage project in Mangalore

[7]https://www.pib.gov.in/PressReleasePage.aspx?PRID=2220980&reg=48&lang=2

[8]https://ppac.gov.in/download.php?file=forecast_analysis%2F1769578135_Revised+Estimates+FY+2025-26.pdf

[9]https://ppac.gov.in/natural-gas/import

The evolving gas market also underscores the strategic importance of storage infrastructure, and energy security initiatives. As import dependence remains elevated, and global energy markets continue to experience periodic volatility, investments in LNG storage tanks, gas storage terminals, and strategic reserves are becoming increasingly critical for ensuring supply resilience. Enhanced storage capabilities can provide operational flexibility, mitigate supply disruptions, and support demand balancing across regions. The focus on strengthening storage, and strategic infrastructure, alongside pipeline, and LNG capacity expansion, is expected to drive long-term capital expenditure across the gas sector, and support the development of integrated energy infrastructure projects in the country.

Trend of Natural Gas Production in India

(In MMSCM)

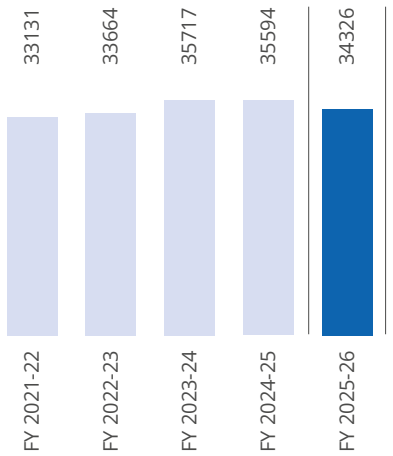

Source: Petroleum Planning & Analysis Cell

Trend of Natural Gas Production in India (In MMSCM)

Financial Year	2021-22	2022-23	2023-24	2024-25	2025-26
Net Production	33131	33664	35717	35594	34326
LNG import	31028	26304	31795	35720	34427
Total Consumption (Net Production + LNG import)	64159	59969	67512	71314	68753

Source: Petroleum Planning & Analysis Cell

Metallurgy

India's metallurgy sector demonstrated strong growth momentum, reinforcing the country's position as the world's second-largest crude steel producer. Domestic crude steel production reached 168.4 million tonnes, registering growth of approximately 10.7% year-on-year. With installed steel making capacity expanding to nearly 220 MTPA, the industry remains on track toward achieving the National Steel Policy target of 300 MTPA by 2030. Sustained investments in capacity enhancement, and operational efficiency continue to strengthen India's competitiveness in the global metals value chain. Rising demand from infrastructure, construction, and manufacturing sectors remains a key driver of industry expansion.

The sector is also undergoing a structural transformation driven by sustainability, technological advancement, and decarbonization initiatives. Steel producers are increasingly adopting energy-efficient technologies, modernising production facilities, and expanding value-added downstream capabilities to meet evolving market requirements. The deployment of scrap-based Electric Arc Furnaces, and the growing focus on low-carbon steel production are supporting the industry's transition towards greener operations. In parallel, demand for non-ferrous metals such as aluminium, copper, and lithium is expected to rise significantly, supported by the rapid growth of electric vehicles, and renewable energy infrastructure. These trends are expected to create substantial opportunities across metallurgical, materials processing, and industrial infrastructure projects.

Infrastructure

India's infrastructure sector witnessed significant expansion, supported by sustained public investment, and integrated infrastructure planning. Public capital expenditure increased from approximately ₹2 lakh crore in FY 2014–15 to ₹12.2 lakh crore in FY 2026–27, reflecting the Government's continued emphasis on long-term infrastructure creation. The sector benefited from the implementation of initiatives such as PM GatiShakti, the National Logistics Policy, Bharatmala, and Sagarmala, which enhanced connectivity, improved logistics efficiency, and accelerated project execution across transportation, industrial, and urban infrastructure segments. The increasing scale, and complexity of projects continued to create opportunities for engineering, project management, and consultancy services.

Convention Centre at ONGC ATI, Goa

[10]https://www.pib.gov.in/PressReleasePage.aspx?PRID=2250022&reg=48&lang=2

[11]https://www.pib.gov.in/PressReleasePage.aspx?PRID=2270740&reg=3&lang=1

Strong progress was recorded across multiple infrastructure verticals during the year. India's national highway network expanded to 1,46,572 km by March 2026 from 91,287 km in FY 2013–14, while operational airports increased from 74 to 165 during the same period. Metro rail connectivity exceeded 1,155 km across the country, making India home to the world's third-largest metro network. In the energy sector, installed power generation capacity reached 532.74 GW by March 2026, supported by continued investments in renewable energy, and transmission infrastructure. These developments, coupled with growing investments in industrial corridors, logistics infrastructure, and clean energy projects, are expected to sustain demand for integrated engineering, consultancy, and project execution capabilities across the infrastructure value chain.

Sunrise Sector and Energy Transition (Biofuels/ Green H2/ Ammonia/ CCUS/ Coal Gasification / Waste to Fuel)

India's energy transition agenda gained significant momentum, positioning sunrise sectors such as green hydrogen, green ammonia, biofuels, CCUS, and waste-to-fuel among the key drivers of future industrial growth. The National Green Hydrogen Mission continued to accelerate ecosystem development, with an outlay of ₹19,744 crore, and a long-term target of producing 5 million metric tonnes of green hydrogen annually by 2030. The mission is expected to attract investments exceeding ₹8 lakh crore, support the addition of nearly 125 GW of renewable energy capacity, and create more than 6 lakh jobs, reinforcing India's ambition to emerge as a global hub for clean energy technologies. These developments are expanding opportunities for engineering design, technology integration, and project implementation across emerging energy value chains.

Green hydrogen, and green ammonia witnessed increasing investment activity during the year, supported by policy incentives, pilot projects, and industrial decarbonization initiatives. Simultaneously, the biofuels ecosystem continued to expand through higher ethanol blending, compressed biogas projects, and sustainable aviation fuel initiatives aimed at enhancing energy security, and reducing dependence on imported fossil fuels. The growing scale of these projects is driving demand for specialised engineering, project management, feasibility assessment, and technology deployment capabilities.

Emerging technologies such as carbon capture, utilization, and storage (CCUS), coal gasification, and waste-to-fuel solutions gained strategic importance as industries sought pathways to balance economic growth with decarbonization objectives. Government initiatives promoting cleaner utilization of domestic coal resources, circular economy practices, and industrial emission reduction are encouraging investments in these segments. The transition from conventional energy systems to diversified low-carbon solutions is expected to create a broad pipeline of projects across refining, petrochemicals, fertilisers, power generation, and industrial manufacturing. As these technologies progress from pilot-scale deployment to commercial implementation, demand for integrated consultancy, engineering, and project execution services is expected to strengthen further.

[12]https://www.pib.gov.in/PressNoteDetails.aspx?ModuleId=3&NoteId=155990&id

Government Initiatives

Government Initiative	Description
National Green Hydrogen Mission (NGHM)	The National Green Hydrogen Mission is accelerating investments across green hydrogen production, electrolyser deployment, and associated infrastructure, supporting India's target of achieving 5 million metric tonnes per annum of green hydrogen production capacity by 2030. Around 8,000 tonnes per annum of green hydrogen production capacity had already been commissioned in the country as of February 2026. The initiative is expected to drive demand for engineering, technology integration, and project execution services across the emerging hydrogen value chain.
Urban Challenge Fund	Urban infrastructure emerged as another important policy focus during FY 2025–26 through the announcement of the Urban Challenge Fund, which introduced a more reform-linked and market-oriented framework for city infrastructure financing. The scheme provides for a ₹1 lakh crore central outlay and is designed to support projects under themes such as Cities as Growth Hubs, Creative Redevelopment of Cities, and Water & Sanitation, with central assistance intended to catalyse larger total investment through municipal finance, private participation, and other market-based funding channels.
Bharat Audyogik Vikas Yojana (BHAVYA)	A significant policy development towards the close of FY 2025–26 was the Cabinet approval of Bharat Audyogik Vikas Yojana (BHAVYA) in March 2026. With an approved outlay of ₹33,660 crore, the scheme aims to develop 100 plug and play industrial parks across the country, strengthening India's manufacturing ecosystem and expanding investment ready industrial infrastructure. Building on the Industrial Corridor Development Programme, BHAVYA is expected to accelerate industrialisation by facilitating the development of integrated industrial parks supported by core infrastructure and streamlined project implementation. The initiative is likely to create long term opportunities for engineering consultancy, project management, and infrastructure development services, supporting business prospects for companies such as EIL across industrial and manufacturing sectors.
Scheme for Promotion of Surface Coal and Lignite Gasification Projects	The Government of India has approved the Scheme for Promotion of Surface Coal, and Lignite Gasification Projects with an outlay of ₹37,500 crore to accelerate domestic coal gasification capacity, and strengthen energy security. The initiative aims to mobilise large-scale investments in coal-to-chemicals, and coal-to-fuels projects, building on the sector's progress that has already attracted nearly ₹85,000 crore of investments, enabled utilization of about 23 MTPA of coal, and supported import substitution worth approximately ₹28,000 crore.[14]
National Industrial Corridor Development Programme (NICDP)	The National Industrial Corridor Development Programme (NICDP) continued to be a key driver of India's manufacturing and industrial infrastructure development during FY 2025–26. Building on the approval of 12 new industrial nodes and projects in August 2024, implementation progressed across industrial smart cities, integrated townships, logistics hubs, and plug and play manufacturing ecosystems. The programme continued to strengthen the country's industrial development framework by supporting investment ready manufacturing clusters and integrated infrastructure. The continued development of industrial corridors, supported by transportation networks, utilities, logistics connectivity, and urban infrastructure, is expected to accelerate industrial investments and enhance India's manufacturing competitiveness. This is likely to generate sustained demand for engineering consultancy, project management, and infrastructure development services across multiple sectors. The programme also presents long term opportunities for companies such as EIL to participate in the development of large scale industrial and infrastructure projects.
Public-Private Partnership (PPP) and Infrastructure Investment Programme	Continued emphasis on private sector participation in energy, petrochemicals, industrial infrastructure, transportation, and logistics projects is supporting a robust investment pipeline. Increasing deployment of PPP models is expected to drive demand for project advisory, engineering consultancy, and project management services across large-scale infrastructure developments.

[13]https://www.pib.gov.in/PressReleasePage.aspx?PRID=2245157&reg=3&lang=1

[14]https://www.coal.nic.in/sites/default/files/2026-05/29-05-2026a-wn.pdf

Company Overview and Future outlook

Engineers India Limited (EIL) is one of India's leading engineering consultancy and project management companies, delivering integrated solutions across the project lifecycle, from concept development and technology selection to engineering, procurement support, project management, construction supervision, and commissioning. Over six decades, the Company has established strong capabilities across refining, petrochemicals, pipelines, oil and gas, fertilizers, and allied process industries, while building a diversified presence across domestic and international markets.

Leveraging its engineering expertise, proprietary technologies, and integrated 'Concept-to-Commissioning' service model, EIL continues to expand its presence across infrastructure, water and wastewater management, mining and metallurgy, strategic storage, and emerging energy sectors. Supported by its skilled workforce, technology capabilities, and global execution experience, the Company remains well positioned to address evolving customer requirements across conventional and low-carbon industries.

India's continued investments in energy security, refining and petrochemical expansion, natural gas infrastructure, industrial development, and public infrastructure are expected to sustain demand for integrated engineering and project management services. These structural growth drivers provide significant opportunities for EIL to strengthen its leadership across its core hydrocarbon and industrial businesses.

The global shift towards decarbonisation and sustainable development is creating new opportunities across green hydrogen, green ammonia, biofuels, renewable energy, carbon management, and other clean energy technologies. EIL is strengthening its capabilities across these emerging sectors while continuing to leverage its technology, engineering, and project management expertise to support clients in their energy transition initiatives.

Going forward, the Company will continue to focus on expanding its international footprint, strengthening technology-led engineering capabilities, enhancing operational excellence, and diversifying its business portfolio. Supported by a robust order pipeline, strong client relationships, and a balanced presence across conventional and emerging sectors, EIL is well positioned to deliver sustainable long-term growth while contributing to India's vision of a Viksit Bharat by 2047.

93
Major Refinery Projects including 11 Green-field Projects

30+
Power / Captive Power Projects

248
Offshore Projects including Process Platforms

15+
Gasification Assignments

47
Infrastructure Projects

33
Mining & Metal Projects

Mangalore Refinery & Petrochemicals Project

Performance Highlights

During FY 2025–26, EIL recorded a strong business performance by securing new business worth ₹7,978 crore, reflecting sustained client confidence and the Company's ability to capitalise on opportunities across conventional energy, infrastructure, industrial development, and emerging sectors. Consultancy business remained the primary contributor, accounting for ₹6,009 crore, including ₹1,080 crore from domestic assignments and ₹4,929 crore from overseas consultancy projects. In addition, the Company secured turnkey business worth ₹1,968 crore, reinforcing its integrated engineering, procurement, construction management, and project execution capabilities.

The Company continued to strengthen its leadership across the hydrocarbon value chain by securing several strategic consultancy, PMC, EPCM, FEED, and engineering assignments covering refining, petrochemicals, pipelines, terminals, and downstream infrastructure. Major assignments included Project Management Consultancy for the Jamnagar–Loni Pipeline Capacity Expansion Project, Overall Project Management and EPCM Services for the Group-II LOBS Project at CPCL Manali, EPCM and PMC assignments for multiple facilities at GCPL, Dahej, revamping of crude desalter systems for Numaligarh Refinery Limited and BPCL Kochi Refinery, FEED and PMC services for storage infrastructure projects, consultancy services for ONGC's MUT Alternate Pipeline, and DPR, Basic Engineering, EPCM, and supply services for Helium Recovery from Natural Gas. These assignments further reinforced EIL's expertise in refinery modernisation, petrochemical integration, process engineering, and pipeline infrastructure.

The Company also expanded its presence across emerging energy and industrial sectors through several high-value engineering assignments. These included DPR, licensor selection, and FEED services for NTPC's Coal-to-Synthetic Natural Gas (SNG) Project, preparation of the Detailed Feasibility Report, licensor selection, FEED, and environmental clearance support for the proposed Greenfield Refinery-cum-Petrochemical Complex for BPCL, as well as consultancy assignments related to environmental statutory compliance for industrial and infrastructure projects. These engagements reflect the Company's growing participation in energy transition, sustainable industrial development, and technology-driven engineering solutions.

Diversification into infrastructure and multidisciplinary engineering continued to gain momentum during the year. The Company secured consultancy and project management assignments for the remodelling of the Gurgaon Water Supply Channel, Authority Engineer services for the Vizhinjam International Deepwater Multipurpose Seaport, Project Management Consultancy for the JNPA Office Building Complex, Project Management Agency for Phase III-B development of IIT Jodhpur, construction of a new office building at ONGC's Uran Plant, and Authority Engineer services for the Working Women's Hostel project in Odisha. These assignments demonstrate EIL's expanding capabilities across water infrastructure, ports, institutional infrastructure, urban development, and public infrastructure projects.

EIL further strengthened its engineering capabilities across industrial manufacturing and process industries through assignments including EPCM consultancy for a new Natural Draught Prilling Tower, Residual Basic Engineering, Detailed Engineering, Procurement and Project Management Services for Hindalco's Aditya Expansion Project, and Detailed Engineering for the Red Mud Disposal Area at Aditya Alumina Refinery. These projects reinforce the Company's multidisciplinary engineering expertise beyond its traditional hydrocarbon business.

International consultancy continued to remain a significant contributor to overall business acquisition, with overseas consultancy orders amounting to ₹4,929 crore during the year. The Company maintained a strong presence across global markets through engineering, consultancy, PMC, and EPCM assignments, further strengthening its international order book and enhancing revenue diversification.

The Company also continued to contribute towards capacity building and knowledge exchange through the successful organisation of the We-Lead Women Leadership Programme for foreign participants under the Indian Technical and Economic Cooperation (ITEC) Programme of the Ministry of External Affairs. This initiative reinforced EIL's role as a global knowledge partner while supporting the Government of India's capacity-building initiatives.

Overall, the business secured during FY 2025–26 reflects EIL's balanced strategy of reinforcing its leadership in hydrocarbons while expanding its presence across infrastructure, industrial engineering, environmental services, and emerging energy sectors. The diversified mix of domestic and international assignments, coupled with continued expansion into high-growth sectors, strengthens the Company's long-term growth platform and positions it to capitalise on opportunities arising from India's evolving energy and infrastructure landscape.

Overseas Operations

EIL continued to maintain a meaningful international presence during FY 2025–26 through a diversified portfolio of consultancy, PMC, EPCM and engineering assignments across the Middle East, Africa and Asia. The Company reported overseas consultancy business of ₹ 4929.75 crore, indicating a healthy level of international business development and order inflow. Some of the Projects secured overseas as follows.

- The Company’s overseas portfolio continued to include several strategically important assignments across refining, petrochemicals, gas processing and fertilizers. Project Management Consultancy and EPCM Services for Expansion of Integrated Refinery cum Petrochemical Complex (Train 2) in Dangote Industries Free Zone, Nigeria.

- PMC & EPCM Services for New Fertilizer Plant (Trains 3, 4, 5,& 6) in Lekki Free Trade Zone- Nigeria for M/s Dangote.
- PMC Services of P5 Projects (Asab, Buhasa, Habshan DBN & Das) from ADNOC Gas for M/s ADNOC.
- Engineering and Project Management Consultancy Services for Joint Operation-Saudi Arabian Chevron Inc - Kuwait Gulf Oil Company.
- Select Study for Umm Al Dalkh (UAD) Long Term Development Project (LTDP) Project No. 14001-11536 (Package-2) for ADNOC Offshore.
- Pre-FEED & FEED Services for Naphtha upgradations to Jet Fuel Project for ADNOC Refining.
- FEED & PMC Services for Ruwais Field in Onshore Block -1 for M/s ADNOC.
- Project Management Consultancy Services during Front End Engineering Design (FEED) Phase1 and Phase 2 of the Sustainable Aviation Fuel 5000 BPSD for ESSA SAF MAKMUR (ESM).
- FEED Services for Steam Turbine Power Generation Unit 1021 and Unit 1025 for ADNOC Refining.
- PMC & EPCM Services for new Heater and Heat Exchanger and Adequacy study of MHC Unit for M/s Dangote.

Beyond these current-year developments, EIL's broader international growth continues to be supported by its established overseas project base. Establishing an office in Saudi Arabia marks a strategic milestone for Engineers India Limited in strengthening its overseas business footprint. The Kingdom's Vision 2030 program is driving unprecedented investments in refining, petrochemicals, green hydrogen, and infrastructure sectors that align directly with EIL's core competencies in project management, consultancy, and engineering services.

A dedicated in-country presence will enable EIL to engage proactively with Saudi Aramco, SABIC, NEOM, and other major clients, building the long-term relationships that underpin large contract wins in the region. It will also allow EIL to participate in tenders requiring local registration, meet Aramco's In-Kingdom Total Value Add (IKTVA) compliance requirements, and position the company as a committed long-term partner rather than a remote service provider. The Company also continues to leverage its Abu Dhabi office as a regional engineering hub for hydrocarbon, water, wastewater and infrastructure opportunities in the Middle East.

Opportunities and Challenges

Opportunities

Growing Investments Across the Energy Value Chain: Sustained growth in India's energy demand, coupled with continued investments in refining, petrochemicals, gas infrastructure, LNG terminals, pipelines, strategic petroleum reserves, and fertilizer projects, is expected to create significant opportunities for engineering, consultancy, and project management services. EIL's established expertise across these sectors positions the Company to benefit from these long-term investments.

Energy Transition and Low-Carbon Technologies: India's increasing focus on decarbonisation, renewable energy, green hydrogen, green ammonia, biofuels, coal gasification, carbon management, and other clean energy initiatives is expanding opportunities across emerging sectors. EIL's growing capabilities in sustainable engineering and energy transition solutions position the Company to participate in the evolving low-carbon economy.

Infrastructure and Industrial Development: Continued public capital expenditure through programmes such as PM Gati Shakti, the National Infrastructure Pipeline, Make in India, and manufacturing-led industrial development is expected to drive demand for integrated engineering and project management services. These initiatives provide opportunities for the Company to diversify into infrastructure segments that complement its core engineering capabilities.

Technology-Led Engineering Solutions: Increasing adoption of advanced engineering technologies, digitalisation, process optimisation, and sustainable industrial practices is creating demand for technology-driven consultancy and integrated project execution services. EIL's focus on innovation, proprietary technologies, and engineering excellence supports its ability to address these evolving customer requirements.

International Business Expansion: The Company's established presence across the Middle East, Africa, and other international markets provides opportunities to expand its participation in large-scale refining, petrochemical, fertilizer, pipeline, and energy infrastructure projects. Growing international engagement is expected to support revenue diversification and strengthen EIL's global engineering footprint.

Diversified Growth Platform: EIL's balanced strategy of strengthening its leadership in conventional hydrocarbons while expanding into emerging energy sectors, strategic infrastructure, and technology-led solutions provides a diversified platform for long-term, sustainable growth aligned with India's industrial development and global energy transition.

Challenges

Competitive Market Environment: The engineering consultancy and EPCM industry continues to witness intense competition from domestic and international engineering firms, EPC contractors, and specialised technology providers. Sustaining market leadership requires continuous enhancement of technical capabilities, execution excellence, innovation, and cost competitiveness.

Macroeconomic and Geopolitical Risks: Volatility in commodity prices, inflation in project inputs, foreign exchange fluctuations, and geopolitical developments may affect project economics, procurement timelines, supply chain stability, and the execution of overseas assignments.

The ongoing crisis in the Strait of Hormuz, which escalated following renewed US-Iran hostilities in early 2026, continues to pose significant risks to global energy markets and supply chains. The disruption has led to global oil prices rising and caused fuel shortages in countries that imported most of their fuel from the Persian Gulf region, with the threat risk for vessels transiting the Strait of Hormuz raised to "severe" following renewed attacks on commercial shipping in early July 2026. For an engineering and project management consultancy with operations or clients in the energy, oil and gas, and infrastructure sectors, this volatility carries several direct implications: heightened input cost uncertainty due to fluctuating fuel and material prices, potential delays in project timelines caused by disrupted supply chains and logistics through the Gulf region, increased insurance and risk premiums for projects involving regional assets, and possible deferral or re-evaluation of capital expenditure by clients operating in or dependent on the Gulf. Additionally, mobility and workforce deployment to project sites in the region may face travel advisories or logistical constraints. Given the fluidity of the situation—with a fragile ceasefire framework repeatedly tested, the Company is closely monitoring developments and maintaining contingency plans to safeguard project continuity, client commitments, and the safety of personnel operating in or near affected areas.

Energy Transition and Changing Investment Priorities: The gradual shift towards low-carbon energy systems is reshaping investment patterns across the global energy sector. While EIL continues to expand its presence in clean energy and emerging technologies, variations in the pace of energy transition and moderation in conventional hydrocarbon investments may influence the timing and scale of future business opportunities.

Project Award and Execution Delays: Large engineering and infrastructure projects are subject to statutory approvals, client decision-making, financing schedules, and regulatory clearances. Delays in these processes may impact project commencement, execution timelines, and revenue recognition, particularly for public sector and capital-intensive assignments.

Project Execution and Contract Management: Execution of large and complex projects involves inherent risks relating to contractor performance, site disruptions, cost escalation, procurement, receivables recovery, and contract administration. Effective project monitoring and disciplined execution remain critical to maintaining operational efficiency and project profitability.

Financial Performance

The key highlights of the financial performance of the Company for the year, as stated in the audited financial statement, along with the corresponding performance for the year are as under:

(Figures in ₹ Lakhs)

Sl. No.	Description	For 2025-26	For 2024-25
A.	**INCOME**		
i)	Consultancy & Engineering Contracts	1,78,204	1,67,876
ii)	Turnkey Contracts	2,06,781	1,34,959
iii)	Other Income	20,901	16,965
	TOTAL INCOME	**4,05,886**	**3,19,800**
B.	**EXPENDITURE**		
	Cost of rendering services	318382	2,54,197
	Depreciation & Amortization	4,154	3,930
	TOTAL	**3,22,536**	**2,58,127**
C.	**PROFIT BEFORE TAX (A-B)**	**83,350**	**61,673**
D.	Provision for Current tax	20,075	10,696
E.	Provision for Deferred Tax	(599)	4,086
F.	Earlier Year Tax Adjustments, Short/(Excess)	-	367
G.	**PROFIT FOR THE YEAR (C-D-E-F)**	**63,874**	**46,524**
H.	**OTHER COMPREHENSIVE INCOME**	**3,726**	**1,213**
I.	**TOTAL COMPREHENSIVE INCOME (G+H)**	**67,600**	**47,737**

Segment wise Performance

Segment wise Performance In line with the Indian Accounting Standard (Ind AS-108) 'Operating Segments', the Company has strategized (segmented) its business activity into two business segments i.e., Consultancy, and Engineering Project, and Turnkey Projects, taking into account the organizational structure, and internal reporting system as well as different risks, and rewards of these segments. Segment results are given below:

(Figures in ₹ Lakhs)

Particulars	For 2025-26	For 2024-25
Segment Revenue		
Consultancy & Engineering Projects	1,78,204	1,67,876
Turnkey Projects	2,06,780	1,34,959
Total	**3,84,985**	**3,02,835**
Segment Profit from Operations		
Consultancy & Engineering Projects	42,366	50,963
Turnkey Projects	35,610	10,539
Total (A)	**77,976**	**61,502**
Interest	211	265
Other un-allocable expenditure	15,316	16,529
Total (B)	**15,527**	**16,794**
Other Income (C)	**20,901**	**16,965**
Profit Before Tax (A-B+C)	**83,350**	**61,673**
Income Tax Expense	**19,476**	**15,149**
Profit for the year	**63,874**	**46,524**
Capital Employed*	**3,04,312**	**2,62,004**

*Property, Plant & Equipment and other assets used in the Company's business or segment liabilities contracted have not been identified to any of the reportable segments, as these assets and support services are used interchangeably between segments. Accordingly, no disclosure relating to total segment assets and liabilities has been made and capital employed has been presented.

Financial Performance in relation to Operational Performance

The Company has registered turnover of ₹3,84,985 Lakhs in FY 2025-26, as stated in the audited financial statement. The revenue from consultancy business is ₹1,78,204 Lakhs and from Turnkey Project is ₹2,06,781 Lakhs.

The Board of Directors has recommended a final dividend of ₹2.50/- per share (Face value ₹5/- per share), subject to approval of shareholders at the Annual General Meeting in addition to interim dividend of ₹2.50/- per share paid during the year.

Key Financial Ratios

Particulars	2025-26	2024-25
PBT / Turnover (%)	21.65%	20.37%
PAT / Turnover (%)	16.59%	15.36%
PBT / Capital Employed (%)	27.39%	23.54%
PAT / Net Worth (%)	20.99%	17.76%
Turnover / Net Worth (times)	1.27	1.16
Trade Receivables / Turnover (Month's Turnover)	1.41	1.67

As there is no significant change (i.e., change of 25% of or more as compared to the immediately previous financial year) as per SEBI (Listing Obligations and Disclosure Requirements) Regulations, 2015 in above balance key financial ratios. Hence, no explanation is annexed thereto for these balance ratios.

Risk and Concerns

The Company has established a comprehensive Risk Management Framework supported by a formal Risk Management Policy to systematically identify, assess, mitigate, and monitor enterprise-wide risks. The framework facilitates evaluation of emerging

risks as well as periodic review of existing risks, enabling the implementation of appropriate controls, and mitigation measures based on their potential impact, and likelihood. The primary objective of the framework is to strengthen organizational resilience, and support sustainable business growth through proactive risk management practices.

Risk management processes are integrated across key business functions, including procurement, engineering, project management, construction, marketing, human resources, cyber security, ESG, legal, finance, and recovery. The framework is further aligned with the requirements of ISO 9001, and ISO 45001, ensuring that risk considerations are embedded into day-to-day operations, and project execution. Oversight is provided by the Risk Management Committee of the Board, while an independent Corporate Risk Assurance function periodically reviews the effectiveness of mitigation measures, and reports its findings to the Committee. The Company also leverages its in-house Enterprise Risk Management System (ERMS) to facilitate risk assessments, and compliance audits across locations, and departments.

Recognising the risk-intensive nature of project management activities, the Company has implemented a dedicated Project Risk Management framework to identify, and address project-specific risks throughout the project lifecycle. Regular risk review meetings are conducted, and updates on both Enterprise Risk Management, and Project Risk Management systems are presented to the Board-level Risk Management Committee. To strengthen risk awareness across the organization, the Company issues a digital newsletter, 'Risk Screen', featuring case studies, industry insights, and best practices. Continuous training programmes are also conducted to enhance employee participation in risk management initiatives, reinforcing a strong risk-aware culture, and supporting the long-term interests of stakeholders.

Internal Control System

The Company has adequate systems of internal controls, and documented procedures covering all financial, and operating functions, in place. These have been designed to provide reasonable assurance with regard to maintenance of proper accounting controls, monitoring economy, and efficiency of operations, protecting assets from unauthorised use or losses, and ensuring reliability of financial, and operational information. The Company has continued its efforts to align all its processes, and controls with global best practices. Some significant features of the internal control systems are:

- Preparation, and monitoring of Annual budgets for all operating, and service functions.
- Well established reviews by Internal Audit teams, and reports to Management / Audit Committee regularly on the adequacy, and compliance of internal controls across the Organization.
- Clear delegation of power with authority limits for incurring Capital, and Revenue expenditure.
- Corporate policies on Accounting, and Capital Acquisition.
- Corporate Management Information System (CMIS) for Management Information System etc.
- MoPNG Pariyojana Dashboard is used by Ministry Monitoring Cell (MMC), EIL, for third party monitoring of projects on behalf of MoPNG

Memorandum of Understanding (MoU) with Govt. of India

Memorandum of Understanding (MoU) with MoPNG (Ministry of Petroleum & Natural Gas) for the financial year 2025-26 was

signed on September 05, 2025. With a focus on profitability and sustainable growth, various financial and non-financial parameters like revenue from operations, return on net worth, asset turnover ratio, export/ income from overseas etc. have been included in the MoU for the year 2025-26. Besides, certain Government's priorities/ programmes such as procurement from GeM, MSE sector have been also included for compliance. The Company was awarded "Very Good" rating in MoU for the financial year 2024-25.

Significant Initiatives

Strengthened leadership across the hydrocarbon value chain: Continued to consolidate its position across refining, petrochemicals, pipelines, terminals, fertilizers, and allied process industries by securing and executing complex consultancy, EPCM, and project management assignments. The Company remained focused on high-value brownfield modernisation, refinery upgradation, refining-petrochemical integration, gas infrastructure, and strategic energy logistics, reinforcing its role as a trusted engineering partner for India's energy sector.

Delivered strategically significant energy infrastructure projects: Achieved key execution milestones across nationally important projects, including the commissioning of the Residue Upgradation Facility (RUF) at HPCL's Visakh Refinery, completion of the Durgapur–Kolkata section of the Durgapur–Haldia Natural Gas Pipeline under the Pradhan Mantri Urja Ganga Project, the record-setting Brahmaputra HDD crossing under the Paradip–Numaligarh Crude Oil Pipeline, and commissioning-related milestones at the Dabhol LNG Terminal. These projects strengthened EIL's credentials in executing technologically complex refining, pipeline, LNG, and energy infrastructure projects supporting India's long-term energy security.

Expanded participation in energy transition and low-carbon businesses: Continued to diversify into emerging sectors including green hydrogen, green ammonia, compressed biogas (CBG), biofuels, renewable energy, waste-to-energy, coal gasification, clean fuels, and other low-carbon technologies. These initiatives align with global decarbonisation trends while positioning the Company to capture opportunities arising from India's energy transition.

Advanced proprietary investments in bioenergy: Commenced development of its own Compressed Biogas (CBG) project at Halkarni, Maharashtra, demonstrating EIL's capability beyond consultancy into technology demonstration and asset development. The Company also achieved a major milestone through the mechanical completion of India's first bamboo-based biorefinery (dedicated to the nation by hon'ble Prime Minister of India), strengthening its expertise in advanced biofuels, biomass valorisation, and integrated biorefinery solutions.

Entered new strategic engineering domains: Expanded its presence into nuclear-linked engineering through strategic collaborations for Bharat Small Modular Reactor (BSMR) and Bharat Small Reactor (BSR) programmes. These initiatives broaden the Company's addressable market and establish capabilities in future-ready sectors requiring advanced engineering and regulatory expertise.

Strengthened customer relationships and business development: Continued to deepen long-standing relationships with major public sector and private sector clients through strategic collaborations, consultancy assignments, and framework agreements across refining, petrochemicals, offshore, and industrial infrastructure. These engagements supported sustained order inflows and reinforced the Company's leadership position in its core markets.

Expanded international presence: Continued to strengthen its global footprint through strategic engagements across international markets, including participation in major refining and fertilizer expansion projects. Overseas assignments enhanced revenue diversification, strengthened EIL's global brand, and demonstrated the competitiveness of its engineering and project management capabilities in international markets.

Enhanced technology and engineering capabilities: Continued investments in proprietary technologies, process innovation, digital engineering, integrated project management, and technology commercialisation strengthened the Company's ability to deliver complex projects efficiently while expanding its offerings across conventional and emerging industries.

Supported national infrastructure and industrial development: Continued to contribute to India's energy security, industrial growth, import substitution, and infrastructure development through participation in strategically important projects across hydrocarbons, gas infrastructure, clean energy, transportation, and industrial sectors, reinforcing its role as a key engineering partner in nation-building.

Strengthened long-term growth platform: The Company's balanced strategy of reinforcing its core hydrocarbon leadership while expanding into energy transition sectors, strategic infrastructure, advanced engineering domains, and international markets continued to strengthen its diversified business portfolio. This strategic approach supports long-term, sustainable growth and reinforces EIL's positioning as a provider of integrated engineering and project management solutions for the evolving global energy landscape.

Human Resources

Engineers India Limited has consistently regarded its human capital as its core asset and has focused on continuously developing its workforce to thrive in fast-paced, innovation-driven environments where talent serves as a key differentiator. To ensure the smooth and effective functioning of the organization, the HR functions are aligned with the Company's vision and formulates policies and procedures that empower

employees to achieve organizational objectives and deliver desired outcomes.

Some of Key Initiatives and best practices in HR Domain during the year are as under:

- Strengthened talent acquisition through a diversified hiring strategy comprising campus recruitment, experienced professionals, fixed-term employees, and domain experts, while implementing planned job rotation to optimise workforce deployment and organisational capability.
- Continued to enhance employee experience by reviewing and updating people policies to align with evolving workplace expectations, improve flexibility, and foster an inclusive, future-ready work environment.
- Reinforced a transparent, technology-enabled Performance Management System supporting performance-linked rewards, career progression, succession planning, and employee development.
- Expanded employee well-being initiatives through enhanced healthcare infrastructure, including empanelment of additional hospitals, preventive health programmes under the HALE initiative, online wellness programmes, yoga sessions, employee assistance initiatives, and financial support schemes.
- Strengthened the Company's learning ecosystem through structured technical, functional, behavioural, and leadership development programmes delivered under the Annual Training Calendar, supplemented by specialised workshops, expert lecture series, and digital learning platforms.
- Continued to invest in leadership development through programmes such as Shikhar, Aarohan, and Pragaman, alongside competency assessments and development centres to build future leadership capability and strengthen succession planning.
- Leveraged mentoring and knowledge-sharing initiatives, including structured mentoring for Management Trainees and new employees, to accelerate capability development, organisational integration, and knowledge transfer.
- Promoted innovation, employee engagement, and continuous learning through youth engagement platforms, technical competitions, knowledge forums, and collaborative initiatives that encouraged creativity and cross-functional participation.
- Continued to strengthen diversity, inclusion, and employee welfare through initiatives supporting women employees, work-life balance, flexible work arrangements in deserving cases, recognition programmes, sports promotion, and scholarships for emerging sportspersons.
- Reinforced organisational culture through enhanced Reward & Recognition programmes, including dedicated recognition for excellence in Health, Safety & Environment (HSE), while aligning conduct and governance frameworks with evolving regulatory requirements and corporate governance standards.
- Continued to support the Government of India's capacity-building initiatives by conducting specialised training programmes for international participants under the Indian Technical and Economic Cooperation (ITEC) programme, reinforcing the Company's position as a global knowledge partner.
- Sustained focus on the implementation of the Official Language Policy through various Rajbhasha initiatives, digital platforms, awareness programmes, and employee engagement activities to promote the use of Hindi in official communication.

International participants of WeLead-Woman Leadership Program, organized by EIL

Operational Improvements

Operational excellence remains a key strategic priority for EIL, with continued investments in digitalisation, process optimisation, and technology-enabled project execution. During the year, the Company further strengthened its digital ecosystem by aligning operational processes with integrated digital platforms, enhancing user experience, secure data exchange, real-time information access, and electronic document management. These initiatives have improved collaboration, accelerated decision-making, and enhanced execution efficiency across projects.

The Company continued to expand the deployment of its digital project management and engineering platforms,

including systems for project planning, progress monitoring, material management, change order management, and engineering design. Supported by its Electronic Document Management System (EngDMS), these platforms facilitate seamless information sharing, efficient document control, and robust knowledge management, enabling teams across locations to execute projects more effectively while preserving institutional knowledge.

EIL also enhanced project site management through the adoption of advanced technologies such as AI-based safety surveillance and Virtual Reality (VR)-enabled safety training. These initiatives have strengthened workplace safety by enabling proactive identification of unsafe practices, real-time monitoring, and improved workforce preparedness. The Company continues to review and update its quality management systems, engineering standards, procurement procedures, and operational guidelines to remain aligned with technological advancements, evolving regulatory requirements, and industry best practices.

The continued focus on digital transformation, operational excellence, quality assurance, and process standardisation has strengthened EIL's project execution capabilities, improved operational agility, and enhanced overall productivity. These initiatives have supported timely project delivery, improved client responsiveness, and contributed to the Company's strong operational performance during the year.

Marketing and Business Development

The Company's marketing and business development strategy is focused on strengthening client relationships, expanding its presence across domestic and international markets, and securing opportunities across both traditional and emerging sectors. Through continuous market intelligence, customer engagement, and strategic positioning, EIL seeks to enhance its order pipeline while supporting its long-term growth and diversification objectives.

EIL continues to leverage its strong domain expertise and long-standing client relationships to expand its business across government, public sector, private sector, and international markets. The Marketing and Business Development function works closely with clients to understand evolving requirements, provide value-added engineering solutions, and identify opportunities across the project lifecycle. This customer-centric approach has enabled the Company to strengthen its market presence and diversify its client portfolio.

The Company is further committed to the commercialisation of its proprietary technologies and to expanding its footprint across high-growth segments, including carbon capture, utilisation and storage (CCUS), waste-to-energy, crude-oil-to-chemicals (COTC), green hydrogen, speciality chemicals, and other clean energy solutions. These initiatives support clients in their energy transition journeys while creating new avenues for business growth aligned with global decarbonisation trends.

EIL continues to strengthen its global outreach through its network of regional, procurement, and international offices, including its presence in Abu Dhabi, Milan, Shanghai, London, Guyana, and the Kingdom of Saudi Arabia. This international footprint enhances the Company's ability to identify emerging opportunities, deepen client engagement, and expand its participation in strategic projects across global markets. Supported by proactive customer engagement and a diversified business development approach, EIL remains well positioned to capitalise on opportunities arising from the evolving global energy and industrial landscape.

EIL Abu Dhabi Office

Diversification

The Company strengthened its diversification strategy during FY 2025-26, resulting in the largest order book in its history and maintaining annual order inflows of over ₹7,900 crore for the second consecutive year. The expanding order pipeline reflects the Company's strategic repositioning as a provider of integrated energy and infrastructure solutions, while reducing its dependence on conventional hydrocarbon projects. A diversified portfolio across sectors, geographies and client segments, supported by a strong financial position, continues to enhance business resilience, improve revenue visibility and create multiple growth avenues.

During the year, the Company further expanded its presence across infrastructure, clean energy, power, nuclear, biofuels, green hydrogen, green ammonia, renewables, water and wastewater management, defence and industrial sectors. The growing contribution of these businesses reflects the Company's ability to leverage its engineering, project management and consulting capabilities to address evolving customer requirements arising from India's infrastructure expansion, industrial development and energy transition. The execution of strategic energy infrastructure, educational campuses and clean energy projects in India and overseas further reinforces its role in supporting the country's development priorities.

Infrastructure remained a key growth driver during the year, with the Company maintaining over 20% of its fresh business from the segment. Increased public capital expenditure, continued investments in energy infrastructure and urban development, and opportunities across institutional and government projects continue to expand the addressable market. Simultaneously, the Company's participation in decarbonisation initiatives, including energy efficiency, emission reduction, carbon management and green fuels, positions it favourably to capitalise on emerging opportunities driven by global sustainability commitments and Government policy initiatives.

The Company also strengthened its presence in emerging sectors such as power, nuclear, mining, metallurgy, water infrastructure, urban infrastructure, logistics, data centres, ports and defence. Growing engagement with public and private sector clients, strategic collaborations and entry into new industry segments have broadened the Company's business portfolio while creating opportunities for long-term order inflows. The increasing emphasis on decarbonisation, resource optimisation and sustainable industrial development across these sectors is expected to support future business growth.

Geographical diversification remained another important growth lever during FY 2025-26, with nearly 62% of fresh business secured from international markets. Major assignments across the Middle East, Africa and Southeast Asia, including refinery expansion, fertiliser, sustainable aviation fuel and technical support projects, underscore the Company's expanding global presence. The growing overseas portfolio not only diversifies the revenue base but also enhances exposure to high-value engineering and consultancy assignments, strengthening long-term growth prospects. Going forward, continued investments in infrastructure, clean energy and industrial decarbonisation, both in India and internationally, are expected to create sustained opportunities, enabling the Company to further consolidate its position as a global provider of integrated energy and infrastructure solutions.

Aligning Core Values with Vision and Mission Statement

Subsequent to the introduction of the new Vision Statement and alignment of Mission Statements with the Company's Vision, the Core Values of the Company were also aligned during FY 2025–26.

Cost Control and Monitoring

Effective cost control measures like reduction of support staff and overheads, enhanced cost monitoring etc. have been undertaken.

Corporate Social Responsibility

The Board approved CSR Policy of the Company is aligned with the national focus on inclusive growth, DPE guidelines on CSR and the Companies Act 2013. The CSR Policy defines the broad framework for undertaking CSR activities and modalities involved while doing so, aims at bringing a positive change in the quality of lives of people by undertaking focused interventions through social upliftment programs. The CSR Committee of the Board and the CSR Council formed by EIL Management provides direction and oversea the CSR Initiatives of the Company.

Solar PV system at EIL Gurugram Complex

Environment Protection and Conservation, Technological Conservation, Renewable Energy Development, Foreign Exchange Conservation

Climate change, resource scarcity, and evolving energy security priorities continue to reshape the global business landscape, accelerating investments in clean energy, decarbonisation, and sustainable infrastructure. These trends are driving increasing demand for engineering solutions across renewable energy, green hydrogen, waste management, water conservation, and other low-carbon technologies, creating significant opportunities for technology-led engineering organisations.

Recognising these structural shifts, EIL continues to strengthen its capabilities in environmental protection and sustainable engineering by developing and deploying advanced technologies that support resource efficiency and lower environmental impact. The Company has implemented solutions for effluent recycling, water reuse, and Zero Liquid Discharge (ZLD), while expanding its technology and consultancy offerings across green hydrogen, renewable energy, waste-to-energy, biodiversity enhancement, volatile organic compound control, hazardous and municipal waste management, bio-remediation, and energy-efficient process systems. These capabilities enable EIL to support clients in achieving their sustainability and energy transition objectives.

As part of its long-term sustainability strategy, the Company has set a target of achieving Net Zero emissions from its operations by 2035, aligning with India's commitment to achieve Net Zero emissions by 2070. EIL continues to support clients through clean technology solutions, sustainable infrastructure development, and indigenous technology innovation under the 'Make in India' initiative. These initiatives strengthen the Company's positioning in the energy transition ecosystem while creating long-term opportunities across clean energy, environmental engineering, and sustainable industrial development.

Project Control and Corporate Management Information Systems

Project Controls division is responsible for providing comprehensive Planning, Scheduling and Monitoring services across the project lifecycle. These services form an integral part of Project Management and are aimed at ensuring timely completion of projects through systematic planning, effective scheduling, continuous monitoring and timely corrective actions.

The division undertakes detailed assessment of project scope and work quantum, develops multi-level integrated project schedules, monitors project performance, analyses critical paths and schedule risks, and provides management with timely decision-support information. Internationally recognized Project Management software, such as Primavera, Power BI Dashboards etc. are utilized for development and analysis of integrated project schedules, while in-house developed digital applications support detailed planning, monitoring and reporting of Process & Engineering, Procurement and Construction activities. The department also plays a key role in driving digitalization, standardization and continuous improvement of Project Controls practices across the organization.

Management Information System is continuously evolved to ensure rapid, data-driven executive decision-making and regulatory reporting. Through a real-time portal, CMIS provides Management with immediate access to key project data. The department also equips various divisions with high-level metrics that highlight operational performance and alignment with budgeted efforts, ensuring efficient oversight across the organization.

Disclosure by Senior Management Personnel

Reflecting EIL's commitment towards increasing transparency in all spheres, Senior Management Personnel confirmed that none of them have material, financial and commercial transactions with personal interest that may have a potential conflict with the interest of the Company at large.

Cautionary Statement

Statements in Management Discussion, and Analysis describing the Company's objectives, projections, expectations, and estimates are based on the current business environment. Actual results could differ from those expressed or implied based on future developments, both in India, and abroad.

Business Responsibility & Sustainability Report

SECTION A: GENERAL DISCLOSURES

I. Details of the listed entity

1.	Corporate Identity Number (CIN) of the Listed Entity	L74899DL1965GOI004352
2.	Name of the Listed Entity	Engineers India Limited
3.	Year of Incorporation	15-03-1965
4.	Registered Office Address	Engineers India Bhawan, 1, Bhikaji Cama Place, New Delhi -110066
5.	Corporate Address	Engineers India Bhawan, 1, Bhikaji Cama Place, New Delhi -110066
6.	Email Address	eilmbd@eil.co.in
7.	Telephone	011-26762012/3451
8.	Website	https://www.engineersindia.com
9.	Financial Year for which reporting is being done	2025-26
10.	Name of the Stock Exchange(s) where shares are listed	BSE Ltd. National Stock Exchange of India Limited
11.	Paid-up Capital	₹ 2,81,02,11,865
12.	Name and contact details (telephone, email address) of the person who may be contacted in case of any queries on the BRSR report	Smt Gopa Swain Executive Director (HR) Tel- 011-26762320 e-mail id: gopa.pradhan@eil.co.in
13.	Reporting boundary - Are the disclosures under this report made on a standalone basis (i.e. only for the entity) or on a consolidated basis (i.e. for the entity and all the entities which form a part of its consolidated financial statements, taken together).	Standalone Basis
14.	Name of assessment or assurance provider	NA
15.	Type of assessment or assurance obtained	NA

II. Products/Services

16. Details of business activities (accounting for 90% of the turnover)

S. No.	Description of Main Activity	Description of Business Activity	% of Turnover of the Entity
1.	Professional, Scientific, Technical	Consultancy & Engineering Services	46%
2.	Professional, Scientific, Technical	Turnkey Projects	54%

17. Products/Services sold by the Entity (accounting for 90% of the Entity's turnover)

S. No.	Product/Service	NIC Code	% of total Turnover contributed
1.	Consultancy & Engineering Services	71100	46%
2.	Turnkey Projects	42901	54%

III. Operations

18. Number of locations where plants and/or operations/offices of the Entity are situated:

Location	Number of plants	Number of offices	Total
National	0	10	10
International	0	7	7

19. Markets served by the Entity

a. Number of locations

Locations	Number
National (No. of States)	18
International (No. of Countries)	12

b. What is the contribution of exports as a percentage of the total turnover of the Entity?

9.11%

c. A brief on Types of customers

EIL serves a diverse mix of domestic and international customers, reflecting its position as India's leading public sector engineering consultancy with growing global reach in Total Energy Solutions. Domestically, its core clientele comprises major national oil and gas companies (ONGC, OIL, IOCL, HPCL, BPCL, GAIL, NRL, CPCL, MRPL) alongside private players (HMEL, Nayara, Essar, Deepak Group, Acme), with diversification into infrastructure (airports, urban infrastructure, ports), mining and metallurgy, fertilizers, solar and nuclear sectors, underscoring its role as a strategic partner in national energy security. Internationally, EIL has built long-standing relationships with energy majors and government entities across the Middle East (ADNOC, Saudi Aramco, EQUATE, KNPC, BAPCO, ORPIC, OQ, BANAGAS), Africa (Dangote Oil Refining Company, Indorama, Brass Fertilizers) and South/South-East Asia (Mongolia, Bangladesh, Indonesia), supported by dedicated overseas engineering hubs in Abu Dhabi and Saudi Arabia and procurement offices in London, Milan and Shanghai–positioning EIL as a trusted partner for both commercial contracts and government-to-government mandates.

IV. Employees

20. Details as at the end of Financial Year

a. Employees and workers (including differently abled):

S. No.	Particulars	Total (A)	Male		Female	
			No. (B)	% (B / A)	No. (C)	% (C / A)
		EMPLOYEES				
1.	Permanent (D)	2,747	2,421	88.13%	326	11.87%
2.	Other than Permanent (E)	17	14	82.35%	3	17.65%
3.	**Total employees (D + E)**	**2,764**	**2,435**	**88.09%**	**329**	**11.90%**
		WORKERS				
4.	Permanent (F)	-	-	-	-	-
5.	Other than Permanent (G)	-	-	-	-	-
6.	**Total workers (F + G)**	**-**	**-**	**-**	**-**	**-**

Note: *All of EIL workforce is categorised as "Employees" and none as "Workers". Hence in all the sections, details sought of the "Workers" category are not applicable to EIL. Other than Permanent includes Individuals engaged through direct contract on Fixed Term Basis.*

b. Differently abled Employees and workers:

S. No.	Particulars	Total (A)	Male		Female	
			No. (B)	% (B / A)	No. (C)	% (C / A)
	DIFFERENTLY ABLED EMPLOYEES					
1.	Permanent (D)	44	40	91%	4	9%
2.	Other than Permanent (E)	0	0	0	0	0
3.	**Total differently abled employees (D + E)**	**44**	**40**	**91%**	**4**	**9%**
	DIFFERENTLY ABLED WORKERS					
4.	Permanent (F)	-	-	-	-	-
5.	Other than Permanent (G)	-	-	-	-	-
6.	**Total differently abled workers (F + G)**	**-**	**-**	**-**	**-**	**-**

All of EIL workforce is categorised as "Employees" and none as "Workers".

21. Participation/Inclusion/Representation of Women

	Total (A)	No. and percentage of Females*	
		No. (B)	% (B/A)
Board of Directors	10	0	0
Key Management Personnel	1	0	0

*The EIL Board comprised two Women Directors: Smt. Vartika Shukla, C&MD, who superannuated on 28.02.2026, and Smt. Karuna Gopal Vartakavi, Independent Director, who completed her tenure w.e.f. 27.03.2026.

22. Turnover rate for permanent employees and workers (disclose trends for the past 3 years)

	FY 2025-26			FY 2024-25			FY 2023-24		
	Male	Female	Total	Male	Female	Total	Male	Female	Total
Permanent Employees	4.08%	4.36%	4.12%	4.66%	5.77%	4.79%	4.81%	7.14%	5.08%
Permanent Workers	-	-	-	-	-	-			

All of EIL workforce is categorised as "Employees" and none as "Workers".

V. Holding, Subsidiary and Associate Companies (including joint ventures)

23. Name of holding/subsidiary/associate companies/joint ventures

Sl. No.	Name of the holding/ subsidiary/associate companies/joint ventures (A)	Indicate whether Holding/Subsidiary/ Associate/Joint Venture	% of shares held by the listed entity	Does the entity indicated at column A, participate in the Business Responsibility initiatives of the listed Entity? (Yes/No)
1	Certification Engineers International Limited	Subsidiary	100	No
2	Ramagundam Fertilizers and Chemicals Limited	Joint Venture	26	No
3	LLC Bharat Energy Office, Russia	Associate	20	No

VI. CSR Details

24. (i) Whether CSR is applicable as per section 135 of Companies Act, 2013: Yes

(ii) Turnover (in ₹): ₹ 3,84,985.34 Lakhs

(iii) Net worth (in ₹): ₹ 3,04,312.10 Lakhs

VII. Transparency and Disclosure Compliances

25. Complaints/Grievances on any of the principles (Principle 1 to 9) under the National Guidelines on Responsible Business Conduct:

Stakeholder group from whom complaint is received	Grievance Redressal Mechanism in place (Yes/No) (If yes, then provide web link for grievance redressal policy)	FY 2025-26			FY 2024-25		
		No. of complaints filed during the year	No. of complaints pending resolution at close of the year	Remarks	No. of complaints filed during the year	No. of complaints pending resolution at close of the year	Remarks
Communities	Yes https://pgportal.gov.in/	0	0	-	0	0	-
Investors (other than shareholders)	Yes. Investors can register their complaints/grievances by writing to the following email id: company.secretary@eil.co.in	0	0	-	0	0	-
Shareholders	Yes. Investors can register their Complaints/ grievances by writing to the following email id : company.secretary@eil.co.in and through the website https://scores.sebi.gov.in/	35	0	-	22	0	-
Employees and workers	Yes https://connect.eil.co.in	21	4	-	7	3	-
Customers	Yes https://pgportal.gov.in/	0	0	-	0	0	-
Value Chain Partners	Yes https://pgportal.gov.in/	14	0	-	6	0	-
Others (please specify)	-	-	-	-	-	-	-

26. Overview of the Entity's material responsible business conduct issues:

Please indicate material responsible business conduct and sustainability issues pertaining to environmental and social matters that present a risk or an opportunity to the business, rationale for identifying the same, approach to adapt or mitigate the risk along-with its financial implications, as per the following format:

Sl. No.	Material issue identified	Indicate whether risk or opportunity (R/O)	Rationale for identifying the risk/opportunity	In case of risk, approach to adapt or mitigate	Financial implications of the risk or opportunity (Indicate positive or negative implications)
Environment					
1	Energy Management & GHG Emissions	R/O	Efficient energy use and emissions management support operational efficiency, regulatory preparedness and climate commitments.	Energy efficiency initiatives, emissions monitoring, renewable energy adoption and resource optimisation.	Negative: Higher operating costs and climate-related regulatory exposure. Positive: Cost savings, reduced emissions and enhanced sustainability performance.
2	Water Management & Stewardship	R/O	Efficient water management supports operational continuity and responsible resource stewardship, particularly in water-stressed regions.	Water conservation measures, monitoring, recycling and efficient water use practices.	Negative: Water scarcity and increased operating costs. Positive: Improved resource efficiency and reduced environmental impact.

Sl. No.	Material issue identified	Indicate whether risk or opportunity (R/O)	Rationale for identifying the risk/opportunity	In case of risk, approach to adapt or mitigate	Financial implications of the risk or opportunity (Indicate positive or negative implications)
3	Waste Management & Circular Economy	R/O	Responsible waste management minimises environmental impacts while improving resource efficiency.	Waste segregation, recycling, responsible disposal, monitoring and circular economy initiatives where feasible.	Negative: Regulatory penalties and increased disposal costs. Positive: Resource efficiency and cost optimisation.
Social					
4	Occupational Health & Safety	R	Engineering, construction and project execution activities involve occupational health and safety risks for employees and contractors.	Comprehensive HSE management systems, risk assessments, safety training, audits, incident investigations and emergency response plans.	Negative: Workplace incidents, compensation costs, operational disruptions and reputational impacts.
5	Human Rights	R/O	Respecting human rights across operations and the value chain supports ethical business conduct and stakeholder trust.	Human rights policy, due diligence, grievance mechanisms, supplier assessments and employee awareness programmes.	Negative: Legal, operational and reputational risks. Positive: Improved stakeholder confidence and responsible business practices.
6	Responsible Supply Chain & Contractor Management	R/O	Reliable suppliers and contractors are critical for project quality, safety, compliance and timely execution.	Supplier due diligence, contractual requirements, performance monitoring, ESG assessments and contractor safety management.	Negative: Supply disruptions, quality issues and project delays. Positive: Improved project delivery, resilience and stakeholder confidence.
7	Workforce Attraction & Retention	R/O	Attracting and retaining skilled talent is essential for delivering complex engineering projects and sustaining long-term growth.	Career development, succession planning, employee engagement and recognition programmes.	Negative: Talent shortages, increased recruitment costs and project execution risks. Positive: Stronger organisational capability, productivity and innovation.
8	Employee Wellbeing & Engagement	R/O	A healthy and engaged workforce enhances productivity, innovation and organisational performance.	Employee wellness programmes, engagement initiatives, grievance mechanisms, work-life balance measures and regular feedback.	Negative: Reduced productivity and higher absenteeism. Positive: Improved performance, engagement and organisational effectiveness.
9	Learning & Development	O	Continuous capability building enables employees to adapt to technological advancements and evolving business requirements.	Regular technical, leadership and functional training, competency assessments and knowledge-sharing initiatives.	Positive: Improved productivity, innovation and operational excellence.

Sl. No.	Material issue identified	Indicate whether risk or opportunity (R/O)	Rationale for identifying the risk/opportunity	In case of risk, approach to adapt or mitigate	Financial implications of the risk or opportunity (Indicate positive or negative implications)
10	Diversity, Equity & Inclusion	O	A diverse and inclusive workplace strengthens innovation, collaboration and organisational resilience.	Inclusive HR policies, equal opportunity practices, awareness programmes and fair talent management processes.	Positive: Enhanced innovation, employee engagement and employer brand.
11	Community Development & Social Investment	O	Contributing to community development strengthens social licence to operate and supports inclusive growth.	CSR programmes, stakeholder engagement, community needs assessments and impact monitoring.	Positive: Enhanced reputation, stronger community relationships and long-term business sustainability.
12	Customer Satisfaction & Service Quality	R/O	Delivering high-quality engineering solutions and meeting client expectations are critical for retaining customers and securing future projects.	Robust project governance, quality management systems, customer feedback mechanisms, timely grievance resolution and continuous process improvement.	Negative: Loss of business opportunities and reputation. Positive: Repeat business, stronger client relationships and revenue growth.
Governance					
13	Corporate Governance	R/O	Strong governance promotes accountability, ethical decision-making and stakeholder confidence while supporting long-term value creation.	Board oversight, governance policies, internal controls, independent audits and regular governance reviews.	Negative: Governance failures may result in financial losses and reputational risks. Positive: Enhanced investor confidence and sustainable growth.
14	Regulatory Compliance	R	EIL operates in highly regulated sectors where compliance with statutory, environmental and contractual requirements is essential.	Compliance management framework, periodic legal reviews, internal audits, employee awareness programmes and regulatory monitoring.	Negative: Penalties, legal liabilities, project delays and reputational damage.
15	Transparency & Disclosure	R/O	Transparent reporting strengthens stakeholder trust and supports compliance with evolving disclosure requirements.	Robust reporting processes, internal controls, data verification and assurance mechanisms.	Negative: Reduced stakeholder confidence and regulatory scrutiny. Positive: Improved credibility and access to capital.
16	Business Ethics & Anti-Corruption	R	Maintaining ethical conduct is fundamental to preserving stakeholder trust and ensuring compliance across operations.	Code of Conduct, anti-corruption policies, employee training, whistle-blower mechanism and internal audits.	Negative: Regulatory action, financial penalties and reputational damage.

Sl. No.	Material issue identified	Indicate whether risk or opportunity (R/O)	Rationale for identifying the risk/opportunity	In case of risk, approach to adapt or mitigate	Financial implications of the risk or opportunity (Indicate positive or negative implications)
17	Risk Management	R/O	Effective risk management enables informed decision-making and strengthens organisational resilience amid evolving business and project risks.	Enterprise Risk Management framework, periodic risk reviews, mitigation plans and governance oversight.	Negative: Financial losses and operational disruptions from unmanaged risks. Positive: Improved resilience and sustainable value creation.
18	Business Continuity	R/O	Uninterrupted operations are essential for timely execution of engineering, consultancy and EPC projects. Business disruptions may impact project delivery, while resilient operations strengthen customer confidence.	Business continuity planning, disaster recovery mechanisms, digital infrastructure resilience, periodic risk assessments and emergency preparedness.	Negative: Project delays, contractual penalties and revenue loss. Positive: Improved operational resilience, business continuity and customer trust.
19	Data Security & Compliance	R	Increasing digitalisation exposes the organisation to cybersecurity threats and data privacy risks.	Cybersecurity framework, access controls, data protection measures, employee awareness, periodic vulnerability assessments and incident response protocols.	Negative: Financial losses, operational disruptions, legal liabilities and reputational damage.

Note: Financial risks and Project risks are covered in the Management Discussion and Analysis (MDA) section.

SECTION B: MANAGEMENT AND PROCESS DISCLOSURES

This section is aimed at helping businesses demonstrate the structures, policies and processes put in place towards adopting the NGRBC Principles and Core Elements.

P1	Businesses should conduct and govern themselves with integrity and in a manner that is Ethical, Transparent and Accountable.
P2	Businesses should provide goods and services in a manner that is sustainable and safe.
P3	Businesses should respect and promote the well-being of all employees, including those in their value chains.
P4	Businesses should respect the interests of and be responsive to all its stakeholders.
P5	Businesses should respect and promote Human Rights.
P6	Businesses should respect and make efforts to protect and restore the environment.
P7	Businesses, when engaging in influencing public and regulatory policy, should do so in a manner that is responsible and transparent.
P8	Businesses should promote inclusive growth and equitable development.
P9	Businesses should engage with and provide value to their consumers in a responsible manner.

Disclosure Questions	P 1	P 2	P 3	P 4	P 5	P 6	P 7	P 8	P 9
Policy and management processes									
1. a. Whether the Entity's policy/ policies cover each principle and its core elements of the NGRBCs. (Yes/No)	Yes	Yes	Yes	Yes	Yes	Yes	Yes	Yes	Yes
b. Has the policy been approved by the Board? (Yes/No)	Yes	Yes	Yes	Yes	Yes	Yes	Yes	Yes	Yes
c. Web Link of the policies, if available	P1: Code of Conduct for Prevention of Insider Trading and Code of Fair Disclosure of Unpublished Price Sensitive Information Code of Business Conduct and Ethics for Board Members and Senior Management Whistle Blower Policy P2: Health, Safety & Environmental Policy P3: Health, Safety & Environmental Policy Whistle Blower Policy P4: Dividend Distribution Policy P5: Equal Opportunity Policy P6: Health, Safety & Environmental Policy P7: CSR Policy P8: Policy on Board Diversity CSR Policy P9: Quality Policy EIL's policies are approved by the Board or Functional Management level in accordance with the Delegation of Powers.								
2. Whether the Entity has translated the policy into procedures. (Yes/No)	Yes	Yes	Yes	Yes	Yes	Yes	Yes	Yes	Yes
3. Do the enlisted policies extend to the Entity's value chain partners? (Yes/No)	Yes	Yes	Yes	Yes	Yes	Yes	Yes	Yes	Yes
4. Name of the national and international codes/certifications/ labels/ standards (e.g. Forest Stewardship Council, Fairtrade, Rainforest Alliance, Trustea) standards (e.g. SA 8000, OHSAS, ISO, BIS) adopted by the Entity and mapped to each principle.	-	ISO 45001, ISO 14001	ISO 45001	ISO9001, ISO14001, ISO-45001	-	ISO 14001	-	-	ISO 9001
5. Specific commitments, goals and targets set by the entity with defined timelines, if any.	EIL remains committed to comply with management system standards pertaining to Safety, Environment, Occupational Health and Quality. Accordingly, EIL is certified to ISO 9001, ISO 45001 and ISO 14001 and its goal is to sustain these certifications to ensure continued compliance with best sustainability practices. In addition, EIL remains committed to becoming a net-zero carbon-emitting corporate entity by 2035, in line with its vision To be a Global Leader Offering Total Energy Solutions for a Sustainable Future. This goal is supported by the following ongoing strategic initiatives: • Enhancing energy efficiency across EIL's owned and leased assets, including optimisation of HVAC systems through Building Management Systems (BMS) and deployment of smart, energy-efficient devices. • Expanding the green energy portfolio through additional rooftop Solar Photovoltaic (SPV) installations and energy storage solutions. • Continued development and maintenance of Miyawaki Forest plantations at office complexes, alongside a transition toward an e-office environment to reduce paper and resource consumption. • Strict adherence to the 3R principles (Reduce, Reuse and Recycle) for material and resource conservation. • Exploring green hydrogen and Sustainable Aviation Fuel (SAF) as future business and sustainability opportunities aligned with India's energy transition. A dedicated interdisciplinary team continues to work toward achieving these objectives within the defined timelines, with 2035 remaining the target year for full net-zero status.								

Disclosure Questions	P 1	P 2	P 3	P 4	P 5	P 6	P 7	P 8	P 9
6. Performance of the entity against the specific commitments, goals and targets along-with reasons, in case the same are not met.	EIL has continuously sustained its ISO 9001 certification since 1994 and its ISO 45001 and ISO 14001 certifications since 2014, reflecting its ongoing compliance with management system standards for Quality, Occupational Health & Safety and Environment. In FY 2025–26, EIL made continued progress toward its net-zero-by-2035 goal: • The Company's rooftop SPV base, which stood at 1,292 kWp at the end of FY 2024–25, was further expanded by an additional 130 kWp installed at its New Delhi office during FY 2025–26, taking cumulative rooftop solar capacity to 1,422 kWp. This continues to reduce the Company's Scope 2 emissions and supports the export of surplus green power to the grid during off-peak hours. • Scope 1 emissions for FY 2025–26 stood at 267 MT CO_2e and Scope 2 emissions stood at 5,855 MT CO_2e. • EIL continued to leverage in-house digital tools, including its web-based CO_2 footprint assessment platform and IIoT-based solutions for improving energy efficiency in fired heaters, to support emission-reduction efforts including for external clients in the refining and petrochemical sector.								

Governance, leadership and oversight

7. Statement by Director, responsible for the Business Responsibility Report, highlighting ESG-related challenges, targets and achievements (listed entity has flexibility regarding the placement of this disclosure)

The global energy landscape is undergoing a fundamental transformation, requiring organisations to balance energy security, decarbonisation and sustainable economic growth. As one of India's leading engineering consultancy and EPC organisations, Engineers India Limited (EIL) recognises that integrating Environmental, Social and Governance (ESG) principles into its business strategy is critical to creating long-term stakeholder value while supporting the nation's energy transition. Against this evolving landscape, EIL continues to address ESG-related challenges by embedding sustainability across project execution, technology development, risk management, governance and operational excellence. Aligned with its vision of becoming a global leader offering total energy solutions for a sustainable future, EIL remains committed to achieving net zero carbon emissions by 2035. Its roadmap focuses on improving energy efficiency, expanding renewable energy adoption, advancing resource conservation through the 3R principles (Reduce, Reuse and Recycle), accelerating digitalisation and paperless operations, strengthening green infrastructure such as Miyawaki forests and developing next-generation technologies including green hydrogen and Sustainable Aviation Fuel (SAF). During FY 2025–26, EIL made significant progress towards these commitments. The combined Scope 1 and Scope 2 emissions were reduced by around 5.7% compared with the previous fiscal. The Company expanded its rooftop solar photovoltaic capacity to 1,422 kWp by commissioning an additional 130 kWp installation. These initiatives contributed to improved operational efficiency and strengthened the Company's low-carbon transition journey. Innovation remains a key pillar of EIL's sustainability strategy. During the year, nearly 73% of the Company's R&D investments were directed towards technologies that deliver environmental and social benefits, including carbon capture, hydrogen production, carbon dioxide utilisation, energy-efficient process technologies and biogas upgrading. Strategic collaborations with leading academic institutions and industry partners continue to accelerate the commercialisation of these sustainable technologies. EIL also continues to strengthen its governance framework through robust risk management, ethical business practices, transparent governance and digital solutions that enhance operational resilience.

By integrating sustainability into its strategy, innovation and stakeholder engagement, the Company is well positioned to support India's low-carbon transition while creating sustainable value for its customers, employees, investors, communities and society at large.

Disclosure Questions	P 1	P 2	P 3	P 4	P 5	P 6	P 7	P 8	P 9
8. Does the entity have a specified Committee of the Board/Director responsible for decision making on sustainability related issues? (Yes / No). If yes, provide details.	Yes Functional Director Shri R. K. Singh Director (HR) DIN: 10879433								
9. Details of the highest authority responsible for implementation and oversight of the Business Responsibility policy(ies).	Functional Director Shri R. K. Singh Director (HR) DIN: 10879433								

10. Details of review of NGRBCs by the Company:

Subject for review	Indicate whether review was undertaken by Director/ Committee of the Board/any other Committee									Frequency (Annually/Half yearly/Quarterly/Any other – please specify)								
	P 1	P 2	P 3	P 4	P 5	P 6	P 7	P 8	P 9	P 1	P 2	P 3	P 4	P 5	P 6	P 7	P 8	P 9
Performance against the above policies and follow-up action	Director									Annually								
Compliance with statutory requirements of relevance to the principles and, rectification of any non-compliances	Director									Half-Yearly								
11. Has the entity carried out independent assessment /evaluation of the working of its policies by an external agency? (Yes/No). If yes, provide the name of the agency.										P 1	P 2	P 3	P 4	P 5	P 6	P 7	P 8	P 9
										No	Yes M/s ICS Pvt. Ltd.	Yes M/s ICS Pvt. Ltd.	Yes M/s ICS Pvt. Ltd.	No	Yes M/s ICS Pvt. Ltd.	No	No	Yes M/s ICS Pvt. Ltd.

12. If answer to question (1) above is 'No' i.e. not all Principles are covered by a Policy, reasons to be stated:

Questions	P 1	P 2	P 3	P 4	P 5	P 6	P 7	P 8	P 9
The entity does not consider the Principle material to its business (Yes/No)	Not Applicable								
The entity is not at a stage where it is in a position to formulate and implement the policies on specified principles (Yes/No)	Not Applicable								
The entity does not have the financial or/human and technical resources available for the task (Yes/No)	Not Applicable								
It is planned to be done in the next financial year (Yes/No)	Not Applicable								
Any other reason (please specify)	Not Applicable								

Section C: PRINCIPLE-WISE PERFORMANCE DISCLOSURE

Principle 1 Businesses should conduct and govern themselves with integrity and in a manner that is Ethical, Transparent and Accountable.

Essential Indicators:

1. Percentage coverage by training and awareness programmes on any of the principles during the financial year:

Segment	Total number of training and awareness programmes held	Topics/principles covered under the training and its impact	%age of persons in respective category covered by the awareness programmes
Board of Directors	5	Principles: 1 and 6 The Board of Directors actively participated in premier national and international forums and specialised capacity-building programmes, including ADIPEC, Gastech, India Energy Week and targeted leadership workshops to maintain robust oversight and stay updated on global sustainability trends. These interventions served as key awareness and strategic capacity-building sessions covering strategic ESG themes such as energy transition, decarbonisation, green hydrogen, carbon capture, LNG, digital transformation and corporate governance.	100
Key Managerial Personnel	5	Principles: 1, 3 and 6 The Key Managerial Personnel participated in a series of programmes aimed at strengthening their strategic, leadership, governance and sustainability competencies including India Energy Week 2026, Care & Connect workshop for HODs, Awareness session on BRSR and one-day training of Rashtriya Karmayogis by Master Trainers. These capacity-building initiatives enhanced strategic leadership, reinforced ESG awareness, fostered better people management and organisational change and aligned operational decisions with national priorities and regulatory expectations.	100
Employees other than BoD and KMPs	322	Principles: 1, 3 and 6 EIL delivers comprehensive training interventions through its Annual Training Calendar to build technical expertise, foster ethical governance and promote leadership across all levels. Core functional domain training, leadership development and soft skills programmes are integrated with general awareness sessions covering Health, Safety and Environment (HSE), Sustainability, Business Ethics, Preventive Vigilance, Contract Management, Arbitration and Risk Management. The organisation actively encourages employees to pursue advanced industry certifications including Functional Safety, NDT, TOFD-PAUT, T-BOSIET and Cathodic Protection, while providing targeted vigilance guidance on contract management, role transitions, new joiners and promotions. Additionally, support staff capability is strengthened through dedicated 'Aadhar' cluster modules such as Grooming for Role Transition, Power of Positive Attitude (PoPA) and Saksham, ensuring seamless career transitions, enhanced workplace safety and an organisational culture grounded in integrity and operational excellence.	96.85
Workers	-	-	-

All of EIL workforce is categorised as 'Employees' and none as 'Workers'.

2. Details of fines/penalties/punishment/award/compounding fees/settlement amount paid in proceedings (by the entity or by Directors/KMPs) with regulators/law enforcement agencies/judicial institutions, in the financial year:

Monetary					
	NGRBC Principle	Name of the regulatory/ enforcement agencies/ judicial institutions	Amount (In INR)	Brief of the Case	Has an appeal been preferred? (Yes/No)
Penalty/ Fine			-		
Settlement			-		
Compounding fee			-		

Non-Monetary				
	NGRBC Principle	Name of the regulatory/ enforcement agencies/ judicial institutions	Brief of the Case	Has an appeal been preferred? (Yes/No)
Imprisonment		-		
Punishment		-		

Note: Details of fine levied by Stock Exchanges due to non-compliance under SEBI LODR but not paid by the Company are given in Corporate Governance Report.

3. Of the instances disclosed in Question 2 above, details of the Appeal/Revision preferred in cases where monetary or non-monetary action has been appealed.

Case Details	Name of the regulatory/ enforcement agencies/ judicial institutions
	Nil

4. Does the entity have an anti-corruption or anti-bribery policy? If yes, provide details in brief and if available, provide a web-link to the policy

EIL has instituted various policies and rules, including the Code of Conduct, Conduct, Discipline and Appeal (CDA) Rules and the Whistle Blower Policy applicable to all employees of the Company, which govern anti-bribery and anti-corruption. A copy of the CDA Rules is available on the Company's webpage https://www.engineersindia.com/Right-to-Information.

5. Number of Directors/KMPs/employees/workers against whom disciplinary action was taken by any law enforcement agency for the charges of bribery/ corruption:

	FY 2025-26	FY 2024-25
Directors	NIL	NIL
KMPs	NIL	NIL
Employees	NIL	NIL
Workers	NIL	NIL

6. Details of complaints with regard to conflict of interest

	FY 2025-26		FY 2024-25	
	Number	Remarks	Number	Remarks
Number of complaints received in relation to issues of Conflict of Interest of the Directors	0	NA	0	NA
Number of complaints received in relation to issues of Conflict of Interest of the KMPs	0	NA	0	NA

7. Provide details of any corrective action taken or underway on issues related to fines / penalties / action taken by regulators/ law enforcement agencies/ judicial institutions, on cases of corruption and conflicts of interest.

Not Applicable

8. Number of days of accounts payables ((Accounts payable *365) / Cost of goods/services procured) in the following format:

	FY 2025-26	FY 2024-25
Number of days of accounts payables	102	109

9. Open-ness of business: Provide details of concentration of purchases and sales with trading houses, dealers and related parties along-with loans and advances and investments, with related parties, in the following format:

Parameter	Metrics	FY 2025-26	FY 2024-25
Concentration of Purchases	a. Purchases from trading houses as % of total purchases b. Number of trading houses where purchases are made from c. Purchasing from the top 10 trading houses as % of total purchases from trading houses	NA	
Concentration of Sales	a. Sales to dealer / distributors as % of total sales b. Number of dealers / distributors to whom sales are made c. Sales to top 10 dealers / distributors as % of total sales to dealer / distributors	NA	
Share of RPTs in	a. Purchases (Purchases with related parties/Total Purchases)	0.08%	0.16%
	b. Sales (Sales to related parties/Total Sales)	0.15%	0.23%
	c. Loans and advances (Loans and advances given to related parties/Total loans and advances)	0	0
	d. Investments (Investments in related parties/Total Investments made)	0	0

Leadership Indicators

1. Awareness programmes conducted for value chain partners on any of the Principles during the financial year:

Total number of awareness programmes held	Topics/principles covered under the training	%age of value chain partners covered (by value of business done with such partners) under the awareness programmes
1	In alignment with Principle 1 of the BRSR framework, EIL organises specialised training programmes during Vigilance Awareness Week for its key Value Chain Partners including vendors, suppliers and contractors. These sessions are designed to enhance ethical awareness and foster transparency across the construction industry ecosystem.	
4	Conforming to Principle 8 of the BRSR framework, EIL conducts targeted training workshops for SC/ST entrepreneurs within its supply chain, encouraging them to expand their business scope and diversify the category of products supplied to EIL.	

2. Does the entity have processes in place to avoid/manage conflict of interests involving members of the Board? (Yes/No) If yes, provide details of the same.

Yes. EIL has processes in place to identify and manage conflict of interests involving members of the Board as outlined in its 'Code of Business Conduct and Ethics for Senior Management'. The Code requires Board Members and Senior Management to disclose any actual or potential conflicts of interest including personal interests that may conflict with the business of the Company.

Principle 2 Business should provide goods and services in a manner that is sustainable and safe

Essential Indicators:

1 **Percentage of R&D and capital expenditure (capex) investments in specific technologies to improve the environmental and social impacts of products and processes to total R&D and capex investments made by the entity, respectively.**

Segment	FY 2025-26	FY 2024-25	Details of improvements in environmental and social impacts
R&D	73.22%	30.17%	Note A
Capex	1.66%*	51.82%	Note B

*The variation in CAPEX allocation arises due to a methodological change and directional shift in investments. In the previous year, higher expenditure was reflected in R&D, whereas the current year shows a greater focus on construction and capital projects. This change in approach has resulted in the apparent reduction in Capex investment when compared to last year.

Note – A

In this FY, EIL R&D has initiated development of technologies such as direct conversion of CO_2 to DME through catalytic hydrogenation, H_2 production by thermal cracking of H_2S, EngHOG Technology upgradation to reduce H_2S to less than 100 ppmv in low pressure off-gases, Catalytic solar thermal decomposition of NH3 to H_2, Technology to capture CO_2 from industrial emissions, Novel baffles in shell and tube heat exchangers and Liquid jet eductor system for absorption of CO_2 from Biogas using amine solvents. Also, EIL has tied up with various organisations like HPCL and ONGC for contributing in the design & development of commercial scale plants for ROG PSA unit and Helium recovery plant, respectively, which will reduce the CO_2 footprint of the refinery. EIL has entered collaboration agreements with institutions like IIT - Kanpur and CSIR-CMERI / CPCL / BPCL / CHT for development of various technologies. Together with these new development initiatives along with existing technologies, EIL R&D is contributing for the minimisation of Environment and Social impact of EIL's products and processes.

Note - B

EIL has adopted a phased roadmap to achieve Net Zero Carbon Emissions by 2035 through a combination of energy efficiency measures, deployment of renewable energy and reduction in carbon footprint initiatives.

1. Installed Solar Photovoltaic (SPV) System and capacity increased from 1292 kWp up to FY 2024-25 to 1422 kWp in FY 2025-26, registering a growth of 10.06%.
2. Renewable energy generation during FY 2025-26 reached to 11,55,653 kWh, resulting in avoidance of approximately 817 tCO_2e emissions.
3. Implementation of Building Management System (BMS) for optimisation of HVAC operations.
4. Replacement of ageing Air Conditioners (AC) with high-efficiency 5-Star rated Air Conditioners (AC).
5. Maintaining the Miyawaki forest to offset the CO_2 emissions.
6. Use of e-cycles and e-kart at EIL Office Complex Gurugram.

2. a. Does the entity have procedures in place for sustainable sourcing? (Yes/No) Yes

EIL's PDD is entrusted with the empanelment of suppliers and contractors for various goods and services to meet project procurement requirements.

During the empanelment process, compliance with statutory requirements, including a valid Factory Licence, is verified to ensure adherence to labour regulations, minimum wage provisions and workplace safety standards. In addition, the supplier's Micro and Small Enterprise (MSE) status, including SC/ST-owned and women-owned enterprise classifications, is recorded. During the procurement process, benefits under the latest Government of India policies are extended to eligible bidders accordingly.

The empanelment process also includes verification of the supplier's Health, Safety and Environment (HSE) compliance. This ensures that suppliers follow prescribed practices for the safe storage and handling of hazardous materials, comply with applicable environmental and pollution control regulations and maintain the required HSE standards.

b. If yes, what percentage of inputs were sourced sustainably?

At EIL, 100% of goods are procured through sustainable sourcing.

EIL maintains a robust and sustainable supplier database comprising domestic manufacturers, vendors, contractors and service providers covering almost all major capital goods and services required for project execution. This extensive supply chain ecosystem enables timely procurement while promoting indigenous manufacturing capabilities.

To strengthen the domestic industrial ecosystem, EIL has adopted progressive supplier development initiatives, including the empanelment of Indian subsidiaries of foreign manufacturers and onboarding of domestic suppliers through the Prototype/ Demonstration and Start-up India routes. These initiatives enhance competition, foster innovation and support the development of local manufacturing capabilities.

Committed to the Government of India's vision of Atmanirbhar Bharat, EIL prioritises procurement from domestic vendors and promotes local value addition. Preference is accorded to eligible Micro and Small Enterprises (MSEs), including SC/ST- and women-owned MSEs, as well as Class I Local Suppliers, in accordance with prevailing Government of India procurement policies and EIL's procurement guidelines. These practices reinforce EIL's commitment to inclusive growth, sustainable supply chains and the promotion of indigenous industry.

3. Describe the processes in place to safely reclaim your products for reusing, recycling and disposing at the end of life, for (a) Plastics (including packaging) (b) E-waste (c) Hazardous waste and (d) other waste.

Given the nature of the Company's business, solid waste generation is fairly limited in EIL offices and restricted primarily to municipal solid waste (MSW). A major component of the solid waste generated is paper waste which is sent for recycling. Other wastes include e-waste and a small proportion of wastes such as batteries, electrical waste, waste lube oil, etc.

(a) Plastics (including packaging)	NA
(b) E-waste	IT E-waste is disposed through E-waste disposal agencies registered with Central/State Pollution Control Boards in accordance with the E-Waste Management Rules 2022 of the Government of India.
(c) Hazardous waste	The Company's waste management practices seek to reduce the environmental impact of this limited waste to the extent possible by reduction in generation, segregation at source and proper management including recycling and disposal through authorised recyclers.
(d) other waste.	Other mixed dry waste is sent to scrap dealers or municipal disposal. Also, EIL has state-of-the-art sewage treatment plants at its Gurugram, Chennai and Mumbai offices, wherein the treated sewage is recycled and reused for secondary applications within the office premises. Proper segregation policies are followed for municipal wastes and is disposed through third party adopting standard practice as per applicable Solid Waste Management Rules 2026.

4. Whether Extended Producer Responsibility (EPR) is applicable to the entity's activities (Yes / No). If yes, whether the waste collection plan is in line with the Extended Producer Responsibility (EPR) plan submitted to the Pollution Control Boards? If not, provide steps taken to address the same.

This is not applicable to the Company as it is primarily providing engineering and consultancy services.

Leadership Indicators

1. **Has the entity conducted Life Cycle Perspective / Assessments (LCA) for any of its products (for manufacturing industry) or for its services (for service industry)? If yes, provide details in the following format?**

NIC Code	Name of Product /Service	% of total Turnover contributed	Boundary for which the Life Cycle Perspective / Assessment was conducted	Whether conducted by independent external agency (Yes/No)	Results communicated in public domain (Yes/No) If yes, provide the web-link.

This aspect is not applicable to EIL's operations, as the Company is primarily engaged in providing engineering consultancy and turnkey project execution services rather than manufacturing products. Goods procured by the Company are primarily for internal consumption and, at the end of their useful life, are disposed of in accordance with applicable regulations and sustainable waste management practices.

However, EIL systematically evaluates and mitigates the environmental impacts associated with its engineering and project execution services. As part of project delivery, the Company undertakes comprehensive environmental and safety assessments, including Hazard and Operability (HAZOP) Studies, Rapid Risk Assessment (RRA), Quantitative Risk Assessment (QRA) and Environmental Impact Assessment (EIA) support studies.

EIL also integrates sustainable engineering solutions into project designs, such as Zero Liquid Discharge (ZLD) systems, effluent recycling and reuse, carbon footprint estimation, energy-efficient process design and other resource conservation measures, thereby enabling clients to achieve higher standards of environmental sustainability.

2. **If there are any significant social or environmental concerns and/or risks arising from production or disposal of your products / services, as identified in the Life Cycle Perspective / Assessments (LCA) or through any other means, briefly describe the same along-with action taken to mitigate the same.**

Name of Product / Service	Description of the risk / concern	Action Taken

As EIL's principal offering comprises engineering consultancy and technical services rather than manufactured, tangible products, there is no production, use, or end-of-life disposal phase attributable to the Company that would give rise to environmental or social risks in the conventional product life cycle assessment (LCA) context.

Environmental and safety risk management is instead embedded within EIL's project execution framework. As part of its engineering scope, the Company undertakes comprehensive risk assessment and mitigation studies, including Hazard and Operability (HAZOP) Studies, Quantitative Risk Assessment (QRA), Safety Integrity Level (SIL) assessments and other specialised engineering evaluations to identify and mitigate potential environmental, process safety and operational risks for client projects.

Accordingly, no material social or environmental concerns are associated with the use of EIL's principal service offerings. The environmental footprint of the Company's own operations and the measures adopted to minimise associated impacts are disclosed under Principle 6 of this report.

3. **Percentage of recycled or reused input material to total material (by value)** used in production (for manufacturing industry) or providing services (for service industry).

Indicate input material	Recycled or re-used input material to total material	
	FY 2025-26	FY 2024-25

As a consultancy/EPC services entity, EIL does not consume 'input materials' in a production process in the manner a manufacturing entity would (e.g., raw materials converted into a finished good). EIL's principal inputs are professional manpower, engineering software/digital tools and office consumables, none of which constitute a 'material by value used in production' as contemplated by this indicator. Consequently, this metric is Not Applicable to EIL's business model.

4. Of the products and packaging reclaimed at end of life of products, amount (in metric tonnes) reused, recycled and safely disposed, as per the following format:

	FY 2025-26			FY 2024-25		
	Re-used	Recycled	Safely Disposed	Re-used	Recycled	Safely Disposed
Plastics (including packaging)	NA			NA		
E-waste	NA			NA		
Hazardous waste	NA			NA		
Other waste	NA			NA		

This indicator is required to capture end-of-life reclamation of a sold product's packaging and materials. EIL does not sell a physical product with packaging to customers.

5. Reclaimed products and their packaging materials (as percentage of products sold) for each product category.

Indicate product category	Reclaimed products and their packaging materials as % of total products sold in respective category
EIL does not sell a tangible, packaged product to the market, its offerings are consultancy and EPC project-execution services delivered to industrial/institutional clients.	

Principle 3 Business should respect and promote the wellbeing of all employees, including those in their value chains

Essential Indicators:

1. A. Details of measures for the well-being of employees:

Category	Total	% of employees covered by									
		Health insurance		Accident insurance		Maternity benefits		Paternity benefits		Day Care facilities	
	(A)	Number (B)	% (B/A)	Number (C)	% (C/A)	Number (D)	% (D/A)	Number (E)	% (E/A)	Number (F)	% (F/A)
Permanent employees											
Male	2,421	2,421	100	2,421	100	-	-	2,421	100	2,421	100
Female	326	326	100	326	100	326	100	-	-	326	100
Total	**2,747**	**2,747**	**100**	**2,747**	**100**	**326**	**100**	**2,421**	**88.13**	**2,747**	**100**
Other than Permanent employees											
Male	14	14	100	14	100	-	-	0	0	0	0
Female	3	3	100	3	100	1	33.33	-	-	0	0
Total	**17**	**17**	**100**	**17**	**100**	**1**	**0**	**0**	**0**	**0**	**0**

#All employees are covered under Contributory Medical Scheme

b. Details of measures for the well-being of workers:

Category	Total	% of workers covered by									
		Health insurance		Accident insurance		Maternity benefits		Paternity benefits		Day Care facilities	
	(A)	Number (B)	% (B/A)	Number (C)	% (C/A)	Number (D)	% (D/A)	Number (E)	% (E/A)	Number (F)	% (F/A)
Permanent Workers											
Male	NA										
Female											
Total											
Other than Permanent Workers											
Male	NA										
Female											
Total											

Note: No Worker on EIL Payroll.

c. Spending on measures towards well-being of employees and workers (including permanent and other than permanent) in the following format –

	FY 2025-26	FY 2024-25
Cost incurred on wellbeing measures as a % of total revenue of the company	0.56%	0.59%

2. Details of retirement benefits, for Current and Previous Financial Year.

Benefits	FY 2025-26			FY 2024-25		
	No. of employees covered as a % of total employees	No. of workers covered as a % of total workers	Deducted and deposited with the authority	No. of employees covered as a % of total employees	No. of workers covered as a % of total workers	Deducted and deposited with the authority
PF	100%	-	Y	100%	-	Y
Gratuity	100%	-	Y	100%	-	N
ESI	NA	-	NA	NA	-	NA
DCS/NPS	100%	-	Y	100%	-	N
CPRMCS	100%	-	Y	100%	-	N

Note: Provident Fund (PF), Defined Contribution Scheme (DCS), Contributory Post Retirement Medicare Scheme (CPRMCS) and National Pension Scheme (NPS).

3. Accessibility of workplaces

Are the premises/offices of the entity accessible to differently abled employees and workers, as per the requirements of the Rights of Persons with Disabilities Act, 2016? If not, whether any steps are being taken by the Company in this regard.

Yes. EIL's premises and offices are accessible to differently abled employees, in accordance with the requirements of the Rights of Persons with Disabilities Act, 2016.

4. Does the entity have an equal opportunity policy as per the Rights of Persons with Disabilities Act, 2016? If so, provide a web-link to the policy.

Yes. EIL has an Equal Opportunity Policy in place, in line with the Rights of Persons with Disabilities Act, 2016. The policy is available at: https://engineersindia.com/storage/2022/08/EQUAL-OPPORTUNITY-POLICY.pdf.

5. Return to work and Retention rates of permanent employees and workers that took parental leave.

Gender	Permanent Employees		Permanent Workers*	
	Return to work rate	Retention Rate	Return to work rate	Retention Rate
Male	100%	100%	-	
Female	100%	100%		
Total	**100%**	**100%**		

*EIL does not have workers on payroll.

6. Is there a mechanism available to receive and redress grievances for the following categories of employees and worker? If yes, give details of the mechanism in brief.

	Yes/No (If yes, then give details of the mechanism in brief)
Permanent workers	-
Other than permanent workers	
Permanent employees	Yes. For redressal of grievances of all the regular employees of the Company, an online Grievance Management System (GMS) is in place at EIL. In case of any grievance, employees may register their grievance online on 'Grievance Management' portal. GMS consists of structured formal channel for resolution of employee grievances in the following order Reporting Officer, Head of Department, Grievance Redressal Committee (GRC) and Appellate Authority.
Other than permanent employees	The grievance of Other than Permanent Employees are addressed through their respective Heads of Departments (HoDs) on case-to-case basis.

7. Membership of employees and workers in association(s) or Unions recognised by the listed entity:

Category	FY 2025-26			FY 2024-25		
	Total employees/ workers in respective category (A)	No. of employees / workers in respective category, who are part of association(s) or Union (B)	%(B/A)	Total employees/ workers in respective category (C)	No. of employees / workers in respective category, who are part of association(s) or Union (D)	%(D/C)
Total Permanent Employees	2,747	2,747	100%	2,650	2,650	100%
- Male	2,421	2,421	100%	2,334	2,334	100%
- Female	326	326	100%	316	316	100%
Total Permanent Workers*						
- Male				-		
- Female						

*All of EIL workforce is categorised as "Employees" and none as "Workers".

8. Details of training given to employees and workers:

Category	FY 2025-26					FY 2024-25				
	Total (A)	On health and safety measures		On skill upgradation		Total (D)	On health and safety measures		On skill upgradation	
		No. (B)	% (B/A)	No. (C)	% (C/A)		No. (E)	% (E/D)	No. (F)	% (F/D)
Employees										
Male	2,421	239	9.87%	2,295	95%	2,334	375	16.07%	2,111	90%
Female	326	45	13.80%	310	95%	316	69	21.84%	271	86%
Total	**2, 747**	**284**	**10.33%**	**2,605**	**95%**	**2,650**	**444**	**16.75%**	**2,382**	**90%**
Workers*										
Male	-	-	-	-	-	-	-	-	-	-
Female	-	-	-	-	-	-	-	-	-	-
Total	**-**	**-**	**-**	**-**	**-**	**-**	**-**	**-**	**-**	**-**

*All of EIL workforce is categorised as "Employees" and none as "Workers".

9. Details of performance and career development reviews of employees and workers:

Category	FY 2025-26			FY 2024-25		
	Total (A)	No. (B)	% (B/A)	Total (C)	No. (D)	% (D/C)
Employees						
Male	2421	2,421	100%	2,334	2,334	100%
Female	326	326	100%	316	316	100%
Total	**2,747**	**2,747**	**100%**	**2,650**	**2,650**	**100%**
Workers*						
Male						
Female				-		
Total						

*All of EIL workforce is categorised as "Employees" and none as "Workers".

10. Health and Safety Management System:

a. Whether an occupational health and safety management system has been implemented by the entity? (Yes/ No). If yes, the coverage such system?

Yes. EIL has implemented an integrated Health, Safety and Environment (HSE) Management System, certified to ISO 45001:2018 (Occupational Health and Safety) and ISO 14001:2015 (Environmental Management). During the reporting year, these certifications were successfully audited, reassessed and declared conforming to ISO standards by an accredited third-party certification body.

The system's coverage extends across Feasibility Studies, Process Studies and Licensing; Basic and Detailed Engineering; Procurement; Inspection; Construction; overall Project Management and Project Control/Monitoring; and other associated services, including specialised engineering and commissioning assistance for Pre-FEED Studies, BDEP, FEED, PMC, EPCM, OBE and EPC projects.

b. What are the processes used to identify work-related hazards and assess risks on a routine and non-routine basis by the entity?

The Company employs Hazard Identification, Risk Assessment and Control (HIRAC) and Job Safety Analysis (JSA) processes to assess risks on both a routine and non-routine basis. Furthermore, as a leading engineering consultant in the hydrocarbon sector, EIL deploys advanced process safety risk assessment methodologies during the design phase, including Hazard and Operability Studies (HAZOP), Rapid Risk Assessments (RRA), Quantitative Risk Assessments (QRA) and Safety Integrity Level (SIL) assessments to mitigate downstream operational hazards.

c. Whether you have processes for workers to report work related hazards and to remove themselves from such risks. (Y/N)

EIL promotes a positive safety culture where employees are encouraged to identify, report and act on unsafe conditions. Employees may not start the work or remove themselves from situations they reasonably believe pose a risk of injury or ill health and report the concern through established reporting mechanisms.

d. Do the employees/ workers of the entity have access to non-occupational medical and healthcare services? (Yes/ No)

Yes. EIL promotes a positive and safe environment for its Employees, a part of which is made possible by providing them access to non-occupational medical and healthcare services.

11. Details of safety related incidents, in the following format:

Safety Incident /Number	Category	FY 2025-26	FY 2024-25
Lost Time Injury Frequency Rate (LTIFR) (per one million-person hours worked)	Employees	0.13	0
	Workers*	-	-
Total recordable work-related injuries	Employees	1	0
	Workers	-	-
No. of fatalities	Employees	0	0
	Workers	-	-
High consequence work-related injury or ill-health (excluding fatalities)	Employees	0	0
	Workers	-	-

*All of EIL workforce is categorised as "Employees" and none as "Workers".

12. Describe the measures taken by the entity to ensure a safe and healthy workplace.

EIL's HSE Management System is certified to ISO 45001:2018 (Occupational Health & Safety) and ISO 14001:2015 (Environmental Management). The HSE Management System across all divisions, departments and construction sites is periodically audited by the independent CQA & HSSE department. Audit findings, HSE performance and improvement opportunities are reviewed by the Management through Management Review Committee (MRC) meetings, leading to continual improvements.

Employee feedback received through the Feedback Management System (FBMS) also drives HSE initiatives. HSE requirements are integrated into engineering procedures, specifications and design checklists to ensure systematic consideration of health, safety and environmental aspects during design and engineering. EIL also applies established process safety methodologies such as HAZOP, RRA, QRA and SIL studies to enhance the safety of facilities.

EIL continuously improves workplace health and safety through periodic mock evacuation drills, fire safety training and an Incident Reporting and Investigation System for timely reporting and analysis of safety incidents.

At construction sites, HSE specification for contractors is periodically updated to reflect evolving industry best practices. HSE Performance Rating Systems, recognition of high-performing construction sites and contractors, LTA-free certificates, individual HSE awards and a mobile application for reporting HSE observations promote a strong safety culture and continuous improvement.

To strengthen HSE competence, employees undergo specialised training, including ISO 45001 and ISO 14001 Lead Auditor certifications and construction safety programmes. Regular in-house HSE awareness sessions further reinforce safe work practices.

To promote HSE awareness across the organisation, EIL publishes its quarterly in-house HSE newsletter, "HSE Pulse", highlighting key initiatives, achievements and best practices.

13. Number of Complaints on the following made by employees and workers:

	FY 2025-26			FY 2024-25		
	Filed during the year	Pending resolution at the end of the year	Remarks	Filed during the year	Pending resolution at the end of the year	Remarks
Working Conditions	366	0	-	23	0	-
Health & Safety	40	0	-	03	0	-

14. Assessments for the year:

	% of plants and offices that were assessed (by entity or statutory authorities or third parties)
Health and safety practices Working Conditions	Locations for audit are covered by the third-party auditors on sampling and rotation basis, every year. Typically, around 10% of the sites/offices are covered every year.

15. Provide details of any corrective action taken or underway to address safety-related incidents (if any) and on significant risks / concerns arising from assessments of health & safety practices and working conditions.

No significant risks/concerns related to health and safety arose from these assessments. Minor observations and routine opportunities for improvement were seamlessly resolved through the Management Review Committee (MRC) framework and the Feedback Management System (FBMS).

Leadership Indicators

1. Does the entity extend any life insurance or any compensatory package in the event of death of (A) Employees (Y/N) (B) Workers (Y/N).

Yes. Family of deceased employees are given compensation as per Group Personal Accident Insurance scheme of the Company.

Engineers India Limited extends robust social security and financial protection packages to the nominees of employees in the unfortunate event of death. This includes comprehensive coverage under the Group Insurance Scheme, Group Term Insurance,and relevant employee benevolent funds. Furthermore, the company processes ex-gratia compensation and terminal benefits in strict accordance with the company's service rules, statutory regulations and compassionate alignment policies.

2. Provide the measures undertaken by the entity to ensure payment of statutory dues have been deducted and deposited by the value chain partners.

The Company has established appropriate mechanisms to ensure compliance with applicable statutory requirements by its value chain partners. Contracts and work orders include clauses requiring compliance with all relevant labor, tax and social security laws. Value chain partners are required to submit documentary evidence, such as challans, statutory returns and compliance certificates, confirming the deduction and deposit of applicable statutory dues (e.g., PF, ESI, TDS, GST, etc.), wherever applicable. Payments are processed only after verification of the requisite compliance documents.

3. Provide the number of employees/workers having suffered high consequence work-related injury/ill-health/ fatalities (as reported in Q11 of Essential Indicators above), who are rehabilitated and placed in suitable employment or whose family members have been placed in suitable employment:

	Total No. of affected employees/workers		No. of employees/workers that are rehabilitated and placed in suitable employment or whose family members have been placed in suitable employment	
	FY 2025-26	FY 2024-25	FY 2025-26	FY 2024-25
Employees	0	0	NA	
Workers*	-	-	-	

*No workers on EIL payroll

4. Does the entity provide transition assistance programs to facilitate continued employability and the management of career endings resulting from retirement or termination of employment? (Yes/ No)

Yes. EIL implements structured transition assistance and capability-building frameworks to facilitate continued employability and smooth career endings. For employees nearing superannuation, the company organises dedicated pre-retirement counselling workshops, health and lifestyle enrichment modules under the HALE framework and streamlined terminal benefit settlement processing.

5. Details on assessment of value chain partners:

	% of value chain partners (by value of business done with such partners) that were assessed
Health and safety practices	0
Working Conditions	0

EIL promotes a safe and positive culture for all its stakeholders and therefore, is in the process of assessing its operational capabilities to ensure their safety and well-being.

6. Provide details of any corrective actions taken or underway to address significant risks / concerns arising from assessments of health and safety practices and working conditions of value chain partners.

No significant risks or critical safety concerns were reported regarding value chain partners during the assessment period. To proactively prevent incidents, EIL utilises a digital infrastructure including a specialised mobile application for real-time reporting of site safety non-compliances and an Incident Reporting System, enabling prompt corrective and preventive actions (CAPA) for minor observations on-site.

Furthermore, safety compliance is continuously incentivised through EIL's HSE Performance Rating system, individual award mechanisms and the issuance of LTA-free (Lost Time Accident-free) and appreciation certificates to best-performing construction contractors. Routine operational risks are promptly addressed and resolved through the company's structural Management Review Committee (MRC) framework.

Principle 4 Business should respect the interests of and be responsive to all its stakeholders

Essential indicators

1. **Describe the processes for identifying key stakeholder groups of the entity.**

   Engineers India Limited (EIL) identifies its key stakeholder groups through a structured and systematic process that considers the nature of stakeholder relationships, the extent of their influence on the Company's operations and the impact of the Company's activities on them. Stakeholders are identified based on their relevance to EIL's business objectives, regulatory obligations and long-term value creation. This process is periodically reviewed to ensure that evolving stakeholder expectations and business priorities are effectively addressed.

2. **List stakeholder groups identified as key for the entity and the frequency of engagement with each stakeholder group.**

Stakeholder Group	Whether identified as vulnerable & marginalised group (Yes/No)	Channels of communication (Emails, SMS, Newspapers, Pamphlets, Advertisements, Community Meetings, Notice Board, Website, Others)	Frequency of engagement (Annually, Half yearly, quarterly /others- please specify)	Purpose and scope of engagement including key topics and concerns raised during such engagement
Customer	No	Customer meetings, Project review meetings, Emails, Customer satisfaction surveys, Video conferences	Quarterly / As per project requirements	To understand customer expectations, monitor project performance, ensure timely delivery of engineering and EPC services, resolve grievances, improve service quality, strengthen client relationships and identify opportunities for continuous improvement.
Supplier – (Vendors / Contractors)	No	EIL Tender Portal, CPP Portal, GeM Portal, Vendor meetings, Emails, Workshops, Procurement communications	As per procurement requirement.	To communicate procurement requirements, technical specifications, contract conditions, quality standards, HSE expectations, ethical business practices, project schedules, supplier development initiatives and performance expectations.
Employees	No	Employee Portal (EIL Connect), Emails, Townhalls, Training programmes, Internal circulars, Grievance portal	Continuous	To promote employee wellbeing, capability development, workplace safety, diversity and inclusion, performance management, employee engagement, organisational communication and career development while addressing workplace concerns and feedback.
Investors & Shareholders	No	Annual Report, Stock Exchange disclosures, Investor presentations, Website, AGM, Earnings calls, Emails	Continuous	To communicate financial performance, business strategy, governance practices, ESG performance, risk management, dividend-related matters, growth outlook and long-term value creation while addressing investor queries.

Leadership Indicators

1. **Provide the processes for consultation between stakeholders and the Board on economic, environmental and social topics or if consultation is delegated, how is feedback from such consultations provided to the Board.**

   To ensure structured attention to corporate affairs, the Board has delegated strategic mandates to specialised Board Sub-Committees, operating under explicit terms of reference. All core recommendations and risk reviews from these committees are systematically placed before the Board of Directors for endorsement or formal approval.

   Stakeholder feedback is seamlessly collated through dedicated functional departments (such as Investor Relations, Human Resources, Procurement,and Corporate Communications). Material feedback and ESG performance indicators are then routed upward through the specialised committee framework.

   Financial and governance parameters are addressed by the Audit Committee, while social, workforce and community stakeholder concerns are managed by the Corporate Social Responsibility (CSR) Committee. Crucially, the Risk Management Committee (RMC), comprising both Independent and Functional Directors, and headed by an Independent Director, formulates and monitors the detailed Enterprise Risk Management (ERM) policy. The RMC's mandate explicitly includes a framework for evaluating external and internal sectoral, operational, financial and sustainability risks (particularly ESG-related risks), ensuring that stakeholder-driven ESG factors are dynamically integrated into EIL's business planning and long-term strategy with the backing of the Corporate Risk Assurance (CRA) group.

   To maintain strict alignment with SEBI Listing Regulations, these Board Sub-Committees were reconstituted effective March 28, 2026.

2. **Whether stakeholder consultation is used to support the identification and management of environmental and social topics (Yes / No). If so, provide details of instances as to how the inputs received from stakeholders on these topics were incorporated into policies and activities of the entity.**

   Materiality Assessment is being conducted in EIL for the first time to evaluate stakeholders' perspectives on our social and environmental impacts, as well as the potential effects of external events on our business. Based on the outcome, the company shall devise and prioritise its short- and long-term ESG framework on the identified material issues.

3. **Provide details of instances of engagement with and actions taken to, address the concerns of vulnerable/ marginalised stakeholder groups.**

   Yes. EIL actively engages with and addresses the socio-economic concerns of vulnerable, marginalised and economically backward stakeholder groups. This engagement is structurally governed and monitored by the Board-level Corporate Social Responsibility (CSR) Committee (comprising the C&MD, Independent Directors, Director-HR and Director-Finance), ensuring full compliance with Section 135 of the Companies Act, 2013. EIL deploys targeted interventions across defined community thrust areas through:multi-speciality

   - Sanjivani (Healthcare and Nutrition): Sponsoring multi-speciality health camps, building basic medical infrastructure and deploying clean drinking water facilities to directly serve impoverished populations in rural pockets and urban slums.
   - Pragyata & Praveen (Education and Skill Development): Funding fundamental infrastructure upgrades including the construction of student classrooms and separate sanitation blocks in government schools, alongside financing specialised vocational skill training programmes designed to foster self-reliance among unemployed youth.
   - Samridhi & Shakti (Upliftment and Women Empowerment): Providing focused livelihood training and capacity-building resources explicitly tailored for women and historically marginalised communities to encourage financial independence.
   - Geographic Focus: To bridge systemic developmental gaps, the CSR Committee prioritises directing these actions, community surveys and capital budgets towards rural areas and backward pockets, including government-identified Aspirational Districts (such as Barmer (Rajasthan), West Jaintia Hills (Meghalaya) and Fatehpur (Uttar Pradesh).

Principle 5 Business should respect and promote human rights

Essential Indicators

1. **Employees and workers who have been provided training on human rights issues and policy(ies) of the entity, in the following format:**

Category	FY 2025-26			FY 2024-25		
	Total (A)	No. of employees /workers covered (B)	% (B/A)	Total (C)	No. of employees /workers covered (D)	% (D/C)
			Employees			
Permanent	-	-	-	-	-	-
Other than Permanent	-	-	-	-	-	-
Total Employees	-	-	-	-	-	-
			Workers*			
Permanent	NA					
Other than Permanent						
Total Workers						

*All of EIL workforce is categorised as "Employees" and none as "Workers".

2. **Details of minimum wages paid to employees and workers, in the following format:**

Category	FY 2025-26					FY 2024-25				
	Total (A)	Equal to Minimum Wage		More than Minimum Wage		Total (D)	Equal to Minimum Wage		More than Minimum Wage	
		No. (B)	% (B/A)	No. (C)	% (C/A)		No. (E)	% (E/D)	No. (F)	% (F/D)
					Employees					
Permanent	-	-	-	-	-	-	-	-	-	-
Male	-	-	-	-	-	-	-	-	-	-
Female	-	-	-	-	-	-	-	-	-	-
Other than Permanent	-	-	-	-	-	-	-	-	-	-
Male	-	-	-	-	-	-	-	-	-	-
Female	-	-	-	-	-	-	-	-	-	-
					Workers					
Permanent	NA									
Male										
Female										
Other than Permanent	NA									
Male										
Female										

*All of EIL workforce is categorised as "Employees" and none as "Workers".

3. Details of remuneration/salary/wages, in the following format:

a. The details are provided below:

	Male		Female	
	Number	Median remuneration / salary / wages of respective category	Number	Median remuneration/ salary/ wages of respective category
Board of Directors (BoD)	5	7,550,749	0	0
Key Managerial Personnel	1	4,598,889	0	0
Employees other than BoD and KMP	2,429	3,191,510	331	3,007,959
Workers	NA			

b. Gross wages paid to females as % of total wages paid by the entity, in the following format

	FY 2025-26	FY 2024-25
Gross wages paid to females as % of total wages	11.40%	11.44%

4. Do you have a focal point (Individual/ Committee) responsible for addressing human rights impacts or issues caused or contributed to by the business? (Yes/No)

Yes. Engineers India Limited (EIL) has implemented an online Grievance Management System (GMS) accessible via a dedicated 'Grievance Management' portal for the structured redressal of all regular employee grievances, including rights-related matters. Furthermore, in strict alignment with Government of India directives and to protect the rights of a diverse workforce, EIL has formally designated individual focal points to safeguard human rights and handle systemic impacts:

- Liaison Officer for SC/ST Employees: Appointed to ensure focused attention on the welfare of Scheduled Caste and Scheduled Tribe personnel, supported by periodic consultative meetings with the SC/ST Employees' Welfare Association.
- Liaison Officer for OBCs: Separately appointed to facilitate and resolve the specific welfare and equity concerns of Other Backward Class employees.
- Grievance Redressal Officer for Persons with Disabilities (PwD/Divyangjan): Mandated to address individual grievances and enforce the Company's Equal Opportunity Policy in strict compliance with the Rights of Persons with Disabilities Act, 2016.

5. Describe the internal mechanisms in place to redress grievances related to human rights issues.

EIL has established robust internal institutional frameworks and digital mechanisms to systematically receive, track and redress rights-related and workplace grievances:

- Digital Redressal Portal: Regular employees can formally register workplace and human rights concerns through the online Grievance Management System (GMS) portal, ensuring a structured, transparent timeline for resolution.
- Statutory Officer Matrix: Dedicated Grievance Redressal Officers such as the Grievance Redressal Officer for Persons with Disabilities (Divyangjan) and appointed Liaison Officers for SC, ST and OBC groups provide clear, formal and independent channels for dispute resolution and hold scheduled engagement sessions to coordinate directly with management.
- Equal Opportunity Policy Framework: This institutional mechanism enforces non-discrimination provisions across operations, backed by objective competency reviews via Assessment and Development Centres (ADC) and equitable career progression tracking to guarantee transparent and fair treatment for all workforce segments.

6. Number of Complaints on the following made by employees and workers:

The details are provided below:

	FY 2025-26			FY 2024-25		
	Filed during the year	Pending resolution at the end of the year	Remarks	Filed during the year	Pending resolution at the end of the year	Remarks
Sexual Harassment	1	1	-	0	-	-
Discrimination at workplace	-	-	-	0	-	-
Child Labour	-	-	-	0	-	-
Forced Labour/ Involuntary Labour	-	-	-	0	-	-
Wages	1	-	-	0	-	-
Other Human rights related issues	-	-	-	0	-	-

7. Complaints filed under the Sexual Harassment of Women at Workplace (Prevention, Prohibition and Redressal) Act, 2013, in the following format:

	FY 2025-26	FY 2024-25
Total Complaints reported under Sexual Harassment on of Women at Workplace (Prevention, Prohibition and Redressal) Act, 2013 (POSH)	1	0
Complaints on POSH as a % of female employees / workers	0.30%	0
Complaints on POSH upheld	1	0

8. Mechanisms to prevent adverse consequences to the complainant in discrimination and harassment cases.

To prevent adverse consequences to the complainant, immediate disciplinary action is taken in the matter to appropriately discipline personnel who are involved in harassment. Awareness is also generated among the employees by imparting training on sexual harassment from time to time. Under the POSH Act 2013, an Internal Complaints Committee is in place, which plays a statutory role in providing protective measures to the complainant.

9. Do human rights requirements form part of your business agreements and contracts? (Yes/No)

Yes. EIL's business agreements and contracts incorporate compliance with applicable rules and regulations stipulated by the Government of India, including labour laws and minimum wage requirements, among others.

10. Assessment for the year:

	% of the entity's plants and offices that were assessed (by the entity or statutory authorities or third parties)
Child Labour	Nil
Forced Labour/Involuntary Labour	Nil
Sexual Harassment	Nil
Discrimination at workplace	Nil
Wages	Nil
Other- please specify	NA

11. Provide details of any corrective actions taken or underway to address significant risks / concerns arising from the assessments at Question 10 above.

It is pertinent to mention that the Internal Complaints Committee under the Prevention of Sexual Harassment at Workplace Act initiates immediate action on any incident reported for Sexual Harassment. Further, the HR officials at site take preventive measures for ensuring safe, respectful and conducive working environment for all employees minimising the risk of any recurring incidents. However, no such incident has been reported in relation to child labour, discrimination at the workplace, wages.

Leadership Indicators

1. Details of a business process being modified / introduced as a result of addressing human rights grievances/complaints.

Driven by its ongoing commitment to workforce well-being, equal opportunity and evolving workplace dynamics, EIL has formally introduced and updated key business processes and policies to protect and elevate employee welfare:

1. Codification of the Work from Home (WFH) Policy: Formally introduced as a structured business option to assist regular employees dealing with serious medical conditions or severe prolonged treatments, guaranteeing operational flexibility, continuity of livelihood and a reduction in physical attendance vulnerabilities during recovery.

2. Institutionalisation of the Equal Opportunity Policy: Formulated and deployed across all offices to guarantee equal opportunity to differently-abled persons in employment. This process introduction was accompanied by the formal designation of a Grievance Redressal Officer to streamline workplace inclusion, physical accessibility and specific support benefits (such as Special Transport Allowances) for Persons with Disabilities (PwD) under the Rights of Persons with Disabilities Act, 2016.

2. Details of the scope and coverage of any Human rights due-diligence conducted.

EIL does not institutionalise standalone, independent human rights due diligence audits as a separate exercise, instead, 100% of EIL's internal operations, regional offices and active site installations are comprehensively covered under continuous statutory due diligence frameworks.

This is achieved through strict compliance with Central Government directives, mandatory on-site labour law enforcement inspections by project control teams and routine compliance reviews overseen by our designated Liaison Officers for SC/ST/OBC groups and the Grievance Redressal Officer for PwD. This continuous internal monitoring matrix effectively tracks, identifies and mitigates human rights and labour compliance risks across all operational scopes.

3. Is the premise/office of the entity accessible to differently abled visitors, as per the requirements of the Rights of Persons with Disabilities Act, 2016?

Yes. In alignment with its Equal Opportunity and Non-Discrimination frameworks, EIL ensures that its offices, installations and facilities provide an inclusive, barrier-free and accessible environment for employees, partners and differently-abled visitors. Keeping technical feasibility and regional site configurations in view, the company systematically implements infrastructure enhancements as per the requirements of the Rights of Persons with Disabilities Act, 2016, including:

- Physical Environment Access: Smooth access ramps at building entry points, dedicated and convenient vehicle parking spaces, handrails installed on staircases/ramps and fully accessible, retrofitted restrooms for both genders.

- Digital & Navigation Aids: Standardised, clear signage and floor layouts indicating public utilities (Pantries, Washrooms, Exits, Elevators), along with auditory signals in elevators and accessibility software features for visually impaired personnel where required.

4. Details on assessment of value chain partners:

	% of value chain partners (by value of business done with such partners) that were assessed
Sexual Harassment	0
Discrimination at workplace	0
Child Labour	0
Forced Labour/Involuntary Labour	0
Wages	0
Others – please specify	0

Note: EIL promotes a safe and positive culture for all its stakeholders and therefore, is in the process of assessing its operational capabilities to ensure their safety and well-being.

5. Provide details of any corrective actions taken or underway to address significant risks / concerns arising from the assessments at Question 4 above.

Nil. No significant human rights risks, structural discrimination concerns, child labour or forced labour instances were identified across our corporate offices or managed construction sites during the reporting period. Consequently, no major corrective actions or operational suspensions were triggered. The Company maintains an active, proactive monitoring mechanism through designated Liaison Officers and institutional Grievance Cells to prevent any operational deviations in the value chain.

Principle 6 Business should respect and make efforts to protect and restore the environment.

Essential Indicators

1. Details of total energy consumption (in Mega Joule(MJ)) and energy intensity, in the following format:

Parameter	FY 2025-26	FY 2024-25
From renewable sources		
Total electricity consumption (A) (Solar)	40,59,000	38,46,323
Total fuel consumption (B)	0	0
Energy consumption through other sources (C)	0	62,195
Total energy consumed from renewable sources (A+B+C)	**40,59,000**	**39,08,518**
From non-renewable sources		
Total electricity consumption (D) (Grid Elec. Consumption)	2,93,43,000	2,86,45,756
Total fuel consumption (E) (Diesel, PNG & Petrol)	16,93,612	22,53,163
Energy consumption through other sources (F)	0	0
Total energy consumed from non- renewable sources (D+E+F)	**3,10,36,612**	**3,08,98,919**
Total energy consumed (A+B+C+D+E+F) MJ	**3,50,95,612**	**3,48,07,437**
Energy intensity per rupee of turnover (Total energy consumed / Revenue from operations) (MJ/Lakh Rs.)	91.16	114.94
Energy intensity per rupee of turnover adjusted for Purchasing Power Parity (PPP) (Total energy consumed / Revenue from operations adjusted for PPP*) (MJ/Lakh USD)	1,854.21	2,374.63
Energy intensity in terms of physical output	NA	
Energy intensity (optional) – the relevant metric may be selected by the entity	-	

*The Company has adopted the Purchasing Power Parity (PPP) conversion factor methodology in compliance with SEBI guidelines, utilising the conversion factors published by the International Monetary Fund (IMF).

Note: Indicate if any independent assessment/evaluation/assurance has been carried out by an external agency? (Y/N) If yes, name of the external agency. No

2. Does the entity have any sites / facilities identified as designated consumers (DCs) under the Performance, Achieve and Trade (PAT) Scheme of the Government of India? (Y/N) If yes, disclose whether targets set under the PAT scheme have been achieved. In case targets have not been achieved, provide the remedial action taken, if any.

No

3. Provide details of the following disclosures related to water, in the following format:

Parameter	FY 2025-26	FY 2024-25
Water withdrawal by source (in kiloliters)		
(i) Surface water	0	24
(ii) Groundwater	18,363	35,310
(iii) Third party water	59,607	67,199
(iv) Seawater / desalinated water	0	0
(v) Others	0	0
Total volume of water withdrawal (in kilolitres) (i + ii + iii + iv + v)	**77,970**	**1,02,533**
Total volume of water consumption (in kilolitres)	**77,970**	**1,02,533**
Water intensity per rupee of turnover (Total water consumption / Revenue from operations) (KL/Lakh Rs.)	0.20	0.35

Parameter	FY 2025-26	FY 2024-25
Water intensity per rupee of turnover adjusted for Purchasing Power Parity (PPP) (Total water consumption / Revenue from operations adjusted for PPP) (KL/Lakh USD)	4.12	6.99
Water intensity in terms of physical output	NA	
Water intensity (optional) – the relevant metric may be selected by the entity	-	

Note: Indicate if any independent assessment/ evaluation/assurance has been carried out by an external agency? (Y/N) If yes, name of the external agency. No

4. Provide the following details related to water discharged:

Parameter	FY 2025-26	FY 2024-25
Water discharge by destination and level of treatment (in kilolitres)		
(i) To Surface water		
- No treatment	0	0
- With treatment – please specify level of treatment	0	0
(ii) To Groundwater		
- No treatment	0	0
- With treatment – please specify level of treatment	0	0
(iii) To Seawater		
- No treatment	0	0
- With treatment – please specify level of treatment	0	0
(iv) Sent to third-parties		
- No treatment	0	0
- With treatment – please specify level of treatment	0	0
(v) Others		
- No treatment	0	0
- With treatment – please specify level of treatment	0	0
Total water discharged (in kiloliters)	**0**	**0**

Note: Mechanism is not available for measurement of discharge to public sewer system

Note: Indicate if any independent assessment/ evaluation/assurance has been carried out by an external agency? (Y/N) If yes, name of the external agency. NA

5. Has the entity implemented a mechanism for Zero Liquid Discharge? If yes, provide details of its coverage and implementation.

Yes. The Company has successfully implemented Zero Liquid Discharge (ZLD) mechanisms across its major permanent establishments, including the Gurugram Office Complex and Mumbai Office, ensuring complete recycling and reuse of wastewater generated within these facilities.

Beyond its internal footprint, EIL acts as a nationwide driver of water circularity through its core business operations. This is demonstrated by the Company's premier Project Management Consultancy (PMC) services, reinforcing EIL's specialised engineering capabilities in deploying industrial-scale zero-discharge architectures.

6. Please provide details of air emissions (other than GHG emissions) by the entity, in the following format:

Parameter	Unit	FY 2025-26	FY 2024-25
NO_x	Mg/m^3	0.245	0.042
SO_x	Mg/m^3	0.031	0.020
Particulate matter (PM)	Mg/m^3	0.052	0.088
Persistent organic pollutants (POP)	-	-	--
Volatile organic compounds (VOC)	-	-	--
Hazardous air pollutants (HAP)	-	-	--
Others – CO	Mg/m^3	CO-1.02 Ozone-0.0302	CO-0.001 Ozone-0.028

Note: Indicate if any independent assessment/ evaluation/assurance has been carried out by an external agency? (Y/N) If yes, name of the external agency. No

7. Provide details of greenhouse gas emissions (Scope1 and Scope 2 emissions) & its intensity, in the following format:

Parameter	Unit	FY 2025-26	FY 2024-25
Total Scope 1 emissions (Break-up of the GHG into CO_2, CH_4, N_2O, HFCs, PFCs, SF_6, NF_3, if available)	MT of CO_2 Equivalent	267	279
Total Scope 2 emissions (Break-up of the GHG into CO_2, CH_4, N_2O, HFCs, PFCs, SF_6, NF_3, if available)	MT of CO_2 Equivalent	5,855	6,213
Total Scope 1 and Scope 2 emission intensity per rupee of turnover (Total Scope 1 and Scope 2 GHG emissions / Revenue from operations)	MT CO_2e/Lakh Rs.	0.0159	0.0214
Total Scope 1 and Scope 2 emission intensity per rupee of turnover adjusted for Purchasing Power Parity (PPP) (Total Scope 1 and Scope 2 GHG emissions / Revenue from operations adjusted for PPP)	MT CO2e/Lakh USD	0.3234	0.4429
Total Scope 1 and Scope 2 emission intensity in terms of physical output		NA	
Total Scope 1 and Scope 2 emission intensity (optional) – the relevant metric may be selected by the entity	-	-	-

Note: Indicate if any independent assessment/ evaluation/assurance has been carried out by an external agency? (Y/N) If yes, name of the external agency. No

8. Does the entity have any project related to reducing Green House Gas emission? If yes, then provide details.

Yes. During the current financial year, EIL achieved an approximate 5.70% reduction in its combined Scope-1 and Scope-2 greenhouse gas emissions compared to the previous fiscal year (FY 2024–25), driven by internal energy conservation measures. On the commercial front, EIL maintains an extensive portfolio of design and project management assignments specifically geared toward minimising regional and national industrial carbon footprints. The Company remains steadfastly committed to driving India's broader energy transition by executing critical decarbonisation, carbon capture, bio-fuel scaling and green hydrogen blending pilot projects, leveraging its deep technical expertise to hardcode low-emission and high-efficiency parameters directly into external client blueprints.

9. Provide details related to waste management by the entity, in the following format:

Parameter	FY 2025-26	FY 2024-25
Total Waste generated (in metric tonnes)		
Plastic waste (A)	0	0
E-waste (B)	0.337	0
Bio-medical waste (C)	0	0
Construction and demolition waste (D)	30	0
Battery waste (E)	0.554	0
Radioactive waste (F)	0	0
Other Hazardous waste. Please specify, if any. (G)	0.9	0
Other Non-hazardous waste generated (H). Please specify, if any. (Break-up by composition i.e. by materials relevant to the sector)	81.908	0
Total (A+B + C + D + E + F + G + H)	**113.699**	**0**
Parameter		
Waste intensity per rupee of turnover (Total waste generated / Revenue from operations) (MT/Lakh Rs.)	0.000295	0
Waste intensity per rupee of turnover adjusted for Purchasing Power Parity (PPP) (Total waste generated / Revenue from operations adjusted for PPP) (MT/Lakh USD)	0.006007	0
Waste intensity in terms of physical output	NA	NA
Waste intensity (optional) – the relevant metric may be selected by the entity	-	-

Parameter	FY 2025-26	FY 2024-25
For each category of waste generated, total waste recovered through recycling, re-using or other recovery operations (in metric tonnes)		
Category of waste		
(i) Recycled	0	0
(ii) Re-used	0	0
(iii) Other recovery operations	0	0
Total	**0**	**0**
For each category of waste generated, total waste disposed by nature of disposal method (in metric tonnes)		
Category of waste		
(i) Incineration	0	0
(ii) Landfilling	0	0
(iii) Other disposal operations	113.699	0
Total	**113.699**	**0**

Note: Indicate if any independent assessment/ evaluation/assurance has been carried out by an external agency? (Y/N) If yes, name of the external agency. No

10. Briefly describe the waste management practices adopted in your establishments. Describe the strategy adopted by your Company to reduce usage of hazardous and toxic chemicals in your products and processes and the practices adopted to manage such wastes.

EIL utilises a highly structured approach to waste minimisation, statutory disposal and circular technology:

- Waste Disposal Infrastructure: EIL has formally engaged authorised waste management and disposal agencies to systematically collect, handle and clear both hazardous and non-hazardous waste generated across its office premises in absolute compliance with applicable state and central pollution control guidelines. As a consultancy firm, the use or generation of hazardous and toxic chemicals in its direct service processes is naturally negligible.

- Campus Circularity (Waste-to-Energy): To accelerate its internal circular economy goals, EIL is in the advanced stage of commissioning a demonstration Compressed Biogas (CBG) plant at its Gurugram complex. Operating with an output capacity of 20 Nm^3/day, this facility entirely utilises internal kitchen and horticultural waste generated within the campus boundaries to generate renewable clean energy.

- Commercial Scale Agro-Industrial Waste Valorisation: To promote the Government of India's Green Growth agenda, EIL is actively establishing a commercial Press Mud feedstock-based Compressed Biogas (CBG) plant at MIDC Halkarni Industrial Area, Kolhapur, Maharashtra. This project has a calculated production capacity of 5 TPD of CBG and will utilise 125 TPD of press mud - a major agricultural by-product sourced from neighbouring sugar mills, effectively turning regional agro-industrial waste into valuable, renewable clean energy. MIDC has completed land allotment and site-enabling actions (such as site grading and boundary wall construction) are underway.

11. If the entity has operations/offices in/around ecologically sensitive areas (such as national parks, wildlife sanctuaries, biosphere reserves, wetlands, biodiversity hotspots, forests, coastal regulation zones etc.) where environmental approvals / clearances are required, please specify details in the following format:

S. No.	Location of operations/offices	Type of operations	Whether the conditions of environmental approval / clearance are being complied with? (Y/N) If no, the reasons thereof and corrective action taken, if any.
EIL does not have operations/offices in/around ecologically sensitive areas where environmental approvals / clearances are required.			

12. Details of environmental impact assessments of projects undertaken by the entity based on applicable laws, in the current financial year:

Name and brief details of project	EIA Notification No.	Date	Whether conducted by independent external agency (Yes / No)	Results communicated in public domain (Yes / No)	Relevant Web link
Not Applicable as EIL has not carried out any EIA study for its own operations in the financial year 2025-26					

13. Is the entity compliant with the applicable environmental law/ regulations/ guidelines in India; such as the Water (Prevention and Control of Pollution) Act, Air (Prevention and Control of Pollution) Act, Environment protection Act and rules thereunder (Y/N).

If not, provide details of all such non-compliances, in the following format:

S. No.	Specify the law / regulation / guidelines which was not complied with	Provide details of the non-compliance	Any fines / penalties / action taken by regulatory agencies such as pollution control boards or by courts	Corrective action taken, if any

Yes. EIL is fully compliant with all applicable environmental laws, regulations and guidelines enacted in India, including the Water (Prevention and Control of Pollution) Act, the Air (Prevention and Control of Pollution) Act, the Environment (Protection) Act and all respective rules framed thereunder. No major environmental fines or regulatory penalties were imposed on EIL's corporate establishments during the reporting period, and no show-cause notices were issued.

Leadership Indicators

1. Water withdrawal, consumption and discharge in areas of water stress (in kilolitres):

For each facility / plant located in areas of water stress, provide the following information:

(i) Name of the area – NA

(ii) Nature of operations – NA

(iii) Water withdrawal, consumption and discharge in the following format:

Parameter	FY 2025-26	FY 2024-25
Water withdrawal by source (in kilolitres)		
(i) Surface water	Nil/Not applicable. EIL's primary office establishments are located within urban municipal networks and designated corporate hubs that are not located in officially designated water-stressed zones requiring separate reporting of raw groundwater withdrawal.	
(ii) Groundwater		
(iii) Third party water		
(iv) Seawater / desalinated water		
(v) Others		
Total volume of water withdrawal (in kiloliters)		
Total volume of water consumption (in kiloliters)		
Water intensity per rupee of turnover (Water consumed / turnover)		
Water intensity (optional) – the relevant metric may be selected by the entity		
Water discharge by destination and level of treatment (in kilolitres)		
(i) Into Surface water	0	0
- No treatment	0	0
- With treatment – please specify level of treatment	0	0
(ii) Into Groundwater	0	0
- No treatment	0	0
- With treatment – please specify level of treatment	0	0
(iii) Into Seawater	0	0
- No treatment	0	0
- With treatment – please specify level of treatment	0	0
(iv) Sent to third-parties	0	0
- No treatment	0	0
- With treatment – please specify level of treatment	0	0
(v) Others	0	0
- No treatment	0	0
- With treatment – please specify level of treatment	0	0
Total water discharged (in kilolitres)	**0**	**0**

Note: Indicate if any independent assessment/ evaluation/assurance has been carried out by an external agency? (Y/N) If yes, name of the external agency. No

2. Please provide details of total Scope 3 emissions & its intensity, in the following format:

Parameter	Unit	FY 2025-26	FY 2024-25
Total Scope 3 emissions (Break-up of the GHG into CO_2, CH_4, N_2O, HFCs, PFCs, SF_6, NF_3, if available)	Data is not separately quantified. EIL continuously monitors and minimises its direct Scope 1 and Scope 2 emissions. Due to the decentralised and consulting-led nature of its operations, a formal Scope 3 emissions inventory is currently not compiled by the Company.		
Total Scope 3 emissions per rupee of turnover			
Total Scope 3 emission intensity (optional) – the relevant metric may be selected by the entity			

Note: Indicate if any independent assessment, evaluation, or assurance has been carried out by an external agency? (Y/N) If yes, name of the external agency.
NA

3. With respect to the ecologically sensitive areas reported in Question 11 of Essential Indicators above, provide details of significant direct & indirect impact of the entity on biodiversity in such areas along-with prevention and remediation activities.

Not applicable. As detailed under the Essential Indicators, EIL does not operate any permanent offices or industrial facilities located within or adjacent to ecologically sensitive zones; consequently, there are no direct biodiversity impacts arising from its corporate facilities.

Note on Indirect Impact Mitigation: While its direct operational impacts remain minimal, EIL operates as a responsible engineering consultant. During the engineering design and project execution phases undertaken for external clients in the hydrocarbon, chemical and core infrastructure sectors, EIL systematically integrates stringent environmental protection guidelines, process safety protocols (HAZOP, QRA and SIL reviews) and energy efficiency frameworks. This helps minimise the downstream indirect ecological impacts at client project sites. Furthermore, the Company routinely undertakes local environmental restoration and awareness campaigns, such as sapling plantation drives on World Environment Day and Swachhta Pakhwada initiatives, to enhance regional green cover and promote environmental hygiene.

4. If the entity provided below taken any specific initiatives or used innovative technology or solutions to improve resource efficiency, or reduce impact due to emissions / effluent discharge / waste generated, please provide details of the same as well as outcome of such initiatives, as per the following format:

Sr. No	Initiative undertaken	Details of the initiative (Web-link, if any, may be provided along-with summary)	Outcome of the initiative
		NA	

However, Internal Circular Economy Upscaling; Commissioning of an advanced demonstration; Compressed Biogas (CBG) facility at the Gurugram corporate office complex utilising internal organic inputs. Complete processing and redirection of 20 Nm^3/day of kitchen and horticultural campus waste into clean, renewable energy.

5. Does the entity have a business continuity and disaster management plan? Give details in 100 words/ web link.

Yes. EIL has implemented a comprehensive Crisis Management Framework and Business Continuity Plan (BCP), embedded within its Board-approved Risk Management Policy, to ensure corporate resilience against operational disruptions. Monitored by the Board's Risk Management Committee (RMC) and administered by the Corporate Risk Assurance (CRA) group, the plan protects critical engineering services, IT architecture and data preservation systems. It defines strategic communication channels and proactive mitigation protocols across all corporate environments. The framework integrates project-specific Project Risk Management Plans (PRMPs) and undergoes formal reviews at least once every two years to address evolving sector complexities effectively.

6. Disclose any significant adverse impact to the environment, arising from the value chain of the entity. What mitigation or adaptation measures have been taken by the entity in this regard?

No significant adverse environmental impacts arising from the value chain were reported during the financial year. EEIL proactively mitigates potential indirect environmental risks arising downstream from its third-party construction contractors by embedding stringent, contractually binding Health, Safety and Environment (HSE) specifications into its supply chain tenders. Supplier and contractor compliance at the site level is rigorously monitored via routine environmental inspections, waste tracking systems and real-time hazard-reporting applications. On the design and engineering side, EIL structurally mitigates future value chain impacts by hardcoding energy-efficient configurations, advanced effluent treatments and zero-liquid-discharge (ZLD) technical models directly into its commercial engineering deliverables.

7. % of Value chain partners (by value of business done with such partners) that were assessed for Environmental Impacts?

While the specific percentage of corporate business value is not explicitly tracked, 100% of active construction contractors and value chain partners engaged across EIL-managed project locations are systematically assessed for compliance with environmental, hazard minimisation and waste management requirements through mandatory site HSE audits and clearance procedures conducted throughout the project lifecycle.

8. How Many green credits have been generated or produced

a. By the listed entity	0
b. By the top ten (in terms of value of purchase and sales respectively) value chain partners	0

Principle 7 Businesses, when engaging in influencing public and regulatory policy, should do so in a manner that is responsible and transparent.

Essential Indicators

1. a. Number of affiliations with trade and industry chambers/associations.

- 36

b. List the top 10 trade and industry chambers/associations (determined based on the total members of such body) the entity is a member of/affiliated to.

S. No.	Name of the trade and industry chambers/associations	Reach of trade and industry chambers/ associations (State/ National)
1.	Federation of Indian Petroleum Industry	National
2.	Standing Conference of Public Enterprises	National
3.	Federation of India Chambers of Commerce and Industry (FICCI)	National
4.	Confederation of Indian Industry (CII)	National
5.	Fertilizer Association of India (FAI)	National
6.	The Institution of Engineers (India)	National
7.	Heat Transfer Research Inc. (HTRI)	International
8.	University of Manchester Institute of Science & Technology (UMIST)	International
9.	The Center for Chemical Process Safety	International
10.	Fractionation Research Inc.	International

2. Provide details of corrective action taken or underway on any issues related to anti-competitive conduct by the entity, based on adverse orders from regulatory authorities.

Name of the authority	Brief of the case	Corrective action taken
NA		

Leadership Indicators

1. **Details of public policy positions advocated by the entity:**

S. No.	Public Policy advocated	Method resorted for such advocacy	Whether information available in public domain? (Yes/ No)	Frequency of Review by Board (Annually/ Half yearly/Quarterly/ Others- please specify)	Web Link, if available
Not applicable, as EIL, an engineering consultancy operating under the Ministry of Petroleum and Natural Gas, does not independently engage in public policy advocacy. Where sought, the Company's inputs on sectoral or technical matters are provided through participation in industry associations and government consultations in its capacity as a technical adviser and do not constitute advocacy activities.					

Principle 8 Businesses should promote inclusive growth and equitable development.

Essential Indicators

1. **Details of Social Impact Assessments (SIA) of projects undertaken by the entity based on applicable laws, in the current financial year.**

Name and brief details of project	SIA Notification No	Date of notification	Whether conducted by independent external agency (Yes / No)	Results communicated in public domain (Yes / No)	Relevant Web link
Not Applicable / Nil. Engineers India Limited is a premier engineering consultancy and EPC management company that executes project site works exclusively on land acquired and owned by its respective clients. The Company did not directly acquire land or establish new operational facilities that required independent statutory Social Impact Assessments (SIAs) for its own corporate operations during the financial year. Any SIAs conducted by EIL are undertaken strictly as professional, contractually bound consultancy services provided to external clients for their respective project sites.					

2. **Provide information on project(s) for which ongoing Rehabilitation and Resettlement (R&R) is being undertaken by the entity, in the following format:**

S. No.	Name of Project for which R&R is ongoing	State	District	No. of Project Affected Families (PAFs)	% of PAFs covered by R&R	Amounts paid to PAFs in the FY (In INR)
Not Applicable / Nil. As EIL operates within existing commercial establishments or on pre-acquired client-owned properties, the company has not displaced any communities or project-affected populations. Consequently, EIL has zero ongoing Rehabilitation and Resettlement (R&R) obligations or financial payouts to Project Affected Families (PAFs) for its own establishments during the financial year.						

3. **Describe the mechanisms to receive and redress grievances of the community.**

   EIL has established structured, transparent and multi-layered mechanisms to receive and redress community grievances efficiently at both the corporate governance level and across its active project sites.

   - Digital and Institutional Grievance Redressal: At the digital level, EIL is fully integrated with the Government of India's CPGRAMS (Centralised Public Grievance Redress and Monitoring System) portal. This platform enables citizens and local communities to lodge grievances, which are systematically routed, tracked and resolved by EIL's designated Public Grievance Officer within the prescribed statutory timelines.

- At active construction sites, EIL establishes local grievance redressal mechanisms. EIL's site management teams, in coordination with contractor coordinators, actively engage with village heads (Gram Pradhans), local administrative bodies and residents. This engagement ensures that any localised operational, safety or environmental concerns arising from construction activities are identified and addressed promptly.

4. Percentage of input material (inputs to total inputs by value) sourced from suppliers:

	FY 2025-26	FY 2024-25
Directly sourced from MSMEs/small producers	46.30%	61.02%
Directly from within India	97.05%	NA

5. Job creation in smaller towns – Disclose wages paid to persons employed (including employees or workers employed on a permanent or non-permanent / on contract basis) in the following locations, as % of total wage cost

Location	FY 2025-26	FY 2024-25
Rural	2.03%	2.86%
Semi-urban	1.41%	1.72%
Urban	52.93%	53.47%
Metropolitan	43.63%	41.94%

Leadership Indicators

1. Provide details of actions taken to mitigate any negative social impacts identified in the Social Impact Assessments (Reference: Question 1 of Essential Indicators above):

Details of negative social impact identified	Corrective action taken
Not Applicable / Nil. As no negative social impacts were identified or triggered under EIL's direct corporate operations, no corrective or mitigative actions were required during the financial year.	

2. Provide the following information on CSR projects undertaken by the entity in the designated aspirational districts as identified by government bodies:

EIL continues to work towards improving the lives of socially disadvantaged communities through its comprehensive CSR initiatives across the country. Its CSR initiatives have contributed to improving the well-being of underprivileged communities across regions from Ladakh to Kerala and Rajasthan to Assam.

S. No	State	Aspirational District	Amount spent (In INR)
1.	Meghalaya	West Janitia Hills	1092786.70
2.	Rajasthan	Barmer	2797860.00
3.	Uttar Pradesh	Fatehpur	249100.00

3. (a) Do you have a preferential procurement policy where you give preference to purchase from suppliers comprising marginalised/vulnerable groups? (Yes/No)

Yes. EIL conscientiously implements and complies with the Presidential Directives and the Government of India's mandatory Public Procurement Policy for Micro and Small Enterprises (MSEs) Order.

(b) From which marginalised/vulnerable groups do you procure?

EIL gives procurement preference to qualified MSEs owned and operated by Scheduled Caste (SC), Scheduled Tribe (ST) and Women entrepreneurs.

(c) What percentage of total procurement (by value) does it constitute?

During the financial year, procurement from these marginalised and vulnerable entrepreneur segments constituted 3.03% and 0.11% of the Company's total eligible annual procurement of goods and services, relating to Women-owned MSEs and SC/ST-owned MSEs, respectively.

4. Details of the benefits derived and shared from the intellectual properties owned or acquired by the entity (in the current financial year), based on traditional knowledge:

S. No.	Intellectual Property based on traditional knowledge	Owned/ Acquired (Yes/ No)	Benefit shared (Yes/No)	Basis of calculating benefit share
1	Benefits derived from traditional knowledge (domain knowledge) include contributions made by R&D to the following projects: various CFD studies carried out for clients such as ONGC, KNPC, OPAL, HPCL, BPCL, ADNOC, Konkan LNG and NRL; various dynamic simulation studies carried out for clients such as BPCL and NRL; BEDP activities for the ROG PSA unit at HPCL-MR; and a helium recovery demonstration plant from natural gas for ONGC.	Benefits derived from owned (patented) IP include revenue earned from the following projects: revamp of the two-stage desalter system in CDU-3 at BPCL-KR; revamping of the existing desalter system of the CDU/VDU at NRL; performance improvement study of the desalter in CDU-II at IOCL Haldia; performance improvement study of the desalter at NRL; BEDP for reliability improvement of the existing SRU; and troubleshooting in SRU at IOCL-GR.	Not Applicable	

5. Details of corrective actions taken or underway, based on any adverse order in intellectual property related disputes wherein usage of traditional knowledge is involved.

Name of authority	Brief of the Case	Corrective action taken
	NA	

6. Details of beneficiaries of CSR Projects:

Engineers India Limited (EIL) envisages improving the lives of underprivileged and socio-economically disadvantaged sections of society across the country through its CSR initiatives. As a leading organisation undertaking CSR initiatives, EIL has reached lakhs of beneficiaries from underprivileged segments of society through numerous innovative and sustainable CSR initiatives that address key social issues. The focus groups and beneficiaries include unemployed youth, rural schoolchildren, underprivileged women and marginalised communities, who receive targeted support in healthcare, skill development, education and other thrust areas in accordance with Schedule VII of the Company Act, 2013. Over 8.43 lakh beneficiaries have benefitted from CSR projects undertaken in FY 2025-26.

S. No.	CSR Project	No. of persons benefitted from CSR Projects	% of beneficiaries from vulnerable and marginalised groups
1.	Support for 'Jan Arogyam' Community Healthcare Program at Khora colony, Ghaziabad, Uttar Pradesh	13,762	All beneficiaries (100%) belong to the vulnerable, marginalised and underprivileged sections of the society.
2.	Support for extending primary healthcare services in rural and remote areas by supporting operational expenses for running one Mobile Medical Unit (1 no.)	24,166	
3.	Support to Patient Accommodation Project of Smt. Jayaben Mody Multi-Speciality Hospital managed by Ankleshwar Industrial Development Society	1,500	
4.	Support for providing 75 no. of Sanitary Vending Machines and Sanitary Pads in 4 districts of Uttar Pradesh	1,03,500	
5.	Support for providing a dedicated Mobile Health Clinic Van for providing health services to migrant workers in Gurugram, Haryana	35,000	
6.	PM Internship Scheme	15	
7.	Provide support for Development of Garbage Vulnerable Points in Roha Ashtami Municipal Council Area at Raigad, Maharashtra	20,000	
8.	Support for installation of water purifiers for Govt. schools/colleges and public places in aspirational district West Jaintia Hills, Meghalaya	3,370	
9.	Provide Sanitary Napkin Vending and Incinerator Machines at 10 nos. locations in Shahjahanpur, Uttar Pradesh	6,42,400	

Principle 9 Businesses should engage with and provide value to their consumers in a responsible manner

Essential indicators

1. Describe the mechanisms in place to receive and respond to consumer complaints and feedback.

EIL provides its services to other companies and does not deal directly with consumers. EIL maintains a robust institutional framework governed by its ISO 9001:2015-certified Quality Management System (QMS) to systematically monitor client satisfaction and address client feedback. The Corporate Quality Assurance (CQA) Department is independently responsible for conducting structured Customer Perception Surveys on a sample basis. Using standardised questionnaires and formal in-person interactions with senior client representatives, EIL gathers multi-dimensional insights tailored to the project's scale, execution progress and technical criticality.

All finalised customer feedback reports and project performance matrices are formally reviewed by the Management Representative (MR) and escalated directly to the Functional Directors and the Management Review Committee (MRC). This oversight facilitates the timely implementation of systemic corrective actions, engineering adjustments and quality controls for current and future project deliverables.

2. Turnover of products and / services as a percentage of turnover from all products/service that carry information about:

	As a percentage to total turnover
Environmental and social parameters relevant to the product	0
Safe and responsible usage	0
Recycling and/or safe disposal	0

Engineers India Limited (EIL) does not manufacture, package or sell physical consumer products sold over the counter; its corporate turnover is derived from specialised engineering consultancy, technology licensing, design services and EPC management services.

However, all technical deliverables, Basic Engineering Design Packages (BEDPs), process blueprints and project commissioning layouts developed and handed over by EIL contain comprehensive technical data regarding process safety envelopes, hazard mitigation, environmental compliance parameters and safe effluent and waste disposal methodologies. These safety parameters are incorporated into the design and operation of the clients' industrial assets through mandatory and rigorous HAZOP (Hazard and Operability Study), SIL (Safety Integrity Level) and QRA (Quantitative Risk Assessment) studies integrated into EIL's core engineering workflows.

3. Number of consumer complaints in respect of the following:

	FY 2025-26			FY 2024-25		
	Received during the year	Pending resolution at end of year	Remarks	Received during the year	Pending resolution at end of year	Remarks
Data privacy	-	-	-	-	-	-
Advertising	-	-	-	-	-	-
Cyber-security	-	-	-	-	-	-
Delivery of essential services	-	-	-	-	-	-
Restrictive Trade Practices	-	-	-	-	-	-
Unfair Trade Practices	-	-	-	-	-	-
Other	-	-	-	-	-	-

4. Details of instances of product recalls on account of safety issues:

	Number	Reasons for recall
Voluntary recalls	0	-
Forced recalls	0	-

5. Does the entity have a framework/policy on cyber security and risks related to data privacy? (Yes/No) If available, provide a web-link of the policy.

Yes. EIL has established a comprehensive Information Security Policy supported by an Information Security Management System (ISMS). The framework adheres to international standards and is formally certified to ISO/IEC 27001:2022 (Certificate No.: CIU-ISMS-06251013). The scope of the policy covers the management and operations of its Primary Data Centre (PDC – New Delhi), Gurugram Data Centre (GDC), Chennai Data Centre (CDC) and all in-house Software Development and Maintenance (SDT) services, ensuring strong defence against cyber risks and safeguarding data and privacy.

6. Provide details of any corrective actions taken or underway on issues relating to advertising and delivery of essential services; cyber security and data privacy of customers; re-occurrence of instances of product recalls; penalty/action taken by regulatory authorities on safety of products/services.

Nil. There were no incidents, material complaints or corrective actions during the financial year relating to misleading advertising, the delivery of essential services, customer data privacy breaches or the safety of EIL's services. No penalties, restrictive orders or adverse actions were issued against EIL by any statutory or regulatory authorities in relation to the safety, integrity or execution of its engineering and project consultancy services.

7. Provide the following information relating to data breaches:

	Provide the following information relating to data breaches:
a. Number of instances of data breaches	0
b. Percentage of data breaches involving personally identifiable information of customers	0
c. Impact, if any, of the data breaches	-

Leadership Indicators

1. Channels/platforms where information on products and services of the entity can be accessed (provide web-link, if available).

Information on EIL's services is accessible through the Company's official website at www.engineersinndia.com as well as through the Annual Report, investor presentations and direct engagement through the Company's business development function.

2. Steps taken to inform and educate consumers about safe and responsible usage of products and/or services.

EIL is a B2B engineering, procurement and project management consultancy that delivers services to institutional and government clients, such as ONGC, IOCL, BPCL, HPCL, GAIL and other national and international clients in the refining, petrochemicals and infrastructure sectors, rather than to end consumers. As disclosed in its BRSR filing under Principle 9, turnover from products/services carrying safe and responsible usage information is not applicable, since EIL's engineering deliverables, such as design packages and DPRs, and EPC services are not consumer products requiring usage labelling or consumer education in the conventional sense.

3. Mechanisms in place to inform consumers of any risk of disruption/discontinuation of essential services.

EIL provides its services to other companies and does not deal directly with consumers. EIL's business model is B2B/B2G, with the Company providing engineering consultancy and EPC project management services to client organisations such as ONGC, IOCL, BPCL, HPCL, GAIL, other PSUs and international clients rather than to retail or end consumers.

4. Does the entity display product information on the product over and above what is mandated as per local laws? (Yes/No/Not Applicable) If yes, provide details in brief. Did your entity carry out any survey with regard to consumer satisfaction relating to the major products/services of the entity, significant locations of operation of the entity or the entity as whole? (Yes/No)

(i) Not Applicable. EIL does not manufacture or sell physical products; its offerings comprise engineering, procurement and project management consultancy services, to which product-labelling requirements do not apply.

(ii) Yes. EIL conducts periodic Customer Perception Surveys to assess client satisfaction with the quality of services rendered, as detailed under the stakeholder engagement section of this report.

Annual Report on CSR Activities

1. Brief outline on CSR Policy of the Company:

Engineers India Limited (EIL), a global engineering consultancy and comprehensive solutions company, is committed for operating its core business as a socially responsible corporate, by taking into consideration the wider interests of the community including the environment, with a vision of promoting sustainable development.

EIL has a Board approved CSR policy, in line with provisions of the Companies Act 2013 that aims at bringing a positive change in the quality of lives of people by undertaking focused interventions through social upliftment programs. The CSR Policy defines the broad framework for undertaking CSR activities and modalities involved while doing so.

2. Composition of CSR Committee:

Sl No.	Name of Director	Designation / Nature of Directorship	Number of meetings of CSR Committee held during the year	Number of meetings of CSR Committee attended during the year
1	Smt. Vartika Shukla	C&MD-Chairman (till 28.02.2026)	3	3
2	Shri Praveen M. Khanooja	C&MD-Addl. Charge-Chairman (w.e.f. 01.03.2026)	1	1
3	Smt. Karuna Gopal Vartakavi	Non Official Independent Director (till 27.03.2026)-Member	4	4
4	Shri Deepak Mhaskey	Non Official Independent Director (till 27.03.2026)- Member	1	1
5	Shri Shambhu Nath Keshri	Non Official Independent Director (w.e.f. 30.06.2025)- Member	3	3
6	Shri Mahesh Kumar Goyal	Non Official Independent Director (w.e.f. 30.06.2025)- Member	3	3
7	Shri Sanjay Jindal	Director (Finance)-Member	4	4
8	Shri Rupesh Kumar Singh	Director (HR)-Member	4	4

3. Provide the web-link(s) Composition of CSR Committee, CSR Policy and CSR Projects approved by the board are disclosed on the website of the Company.

The web link for CSR Policy and CSR projects approved by the Board is as below:

https://engineersindia.com/corporate-social-responsibility

Web-link for composition of CSR Committee –

https://engineersindia.com/Investor/Landing

4. Provide the executive summary along web-link(s) of Impact Assessment of CSR Projects carried out in pursuance of sub-rule (3) of rule 8, if applicable.

Impact Assessment of four eligible CSR projects was completed in FY 2025-26. This Impact Assessment Study Report along with the executive summary has been uploaded on following web-link: https://engineersindia.com/pages/Impact-assessment-Report

5. (a) Average net profit of the company as per sub-section (5) of section 135.

Average net profit for last three preceding FYs i.e. 2022-23, 2023-24 and 2024-25 was ₹ 46,689.41 Lakh. This net profit computation is as per applicable provisions of Section 135 and Section 198 of The Companies Act 2013 (inclusive of all amendments).

(b) Two percent of average net profit of the company as per sub-section (5) of Section 135.

₹ 933.79 Lakh.

(c) Surplus arising out of the CSR Projects or programmes or activities of the previous financial years.

NIL.

(d) Amount required to be set-off for the financial year, if any.

₹ 204.36 Lakh

(e) Total CSR obligation for the financial year [(b)+(c)-(d)].

₹ 729.43 Lakh

(Note: ₹ 20.02 Lakh is excess expenditure of FY 2023-24, ₹ 88.15 Lakh is excess expenditure of FY 2024-25 and ₹ 96.19 Lakh is excess allocation in FY 2024-25, which are required to be set-off in FY 2025-26. Thus, Total CSR Obligation for the financial year is ₹ 729.43 Lakh (i.e. ₹ 933.79 Lakh- ₹ 20.02 Lakh – ₹ 88.15 Lakh - ₹ 96.19 Lakh).

6. (a) Amount spent on CSR Projects (both Ongoing Project and other than Ongoing Project).

₹ 201.12 Lakh

(b) Amount spent in Administrative Overheads.

NIL.

(c) Amount spent on Impact Assessment, if applicable.

₹ 6.34 Lakh

(d) Total amount spent for the Financial Year [(a)+(b)+(c)].

₹ 207.46 Lakh

(Note: EIL has complied with DPE Guidelines issued from time to time on CSR expenditure by CPSEs)

(e) CSR amount spent or unspent for the Financial Year:

Total Amount Spent for the Financial Year (in Rs. Lakh)	Amount Unspent (in ₹ Lakh)				
	Total Amount transferred to Unspent CSR as per sub-section (6) of section 135 (*)		Amount transferred to any fund specified under Schedule VII as per second proviso to sub-section (5) of section 135 (*)		
	Amount	Date of transfer	Name of the Fund	Amount	Date of transfer
207.46	630.22**	30.04.2026	Prime Minister's Citizen Assistance and Relief in Emergency Situations (PM CARES) Fund	7.34	27.03.2026
				0.93	24.04.2026

Note for (e): (*) These transfers are in line with or in compliance with Rule 2(i) & 10 of The Companies (Corporate Social Responsibility Policy) Rules, 2014 (inclusive of all amendments) and with Sub-Section (5) or/and (6) of Section 135 of The Companies Act, 2013 (inclusive of all amendments).

(**) Rounded off figures

(f) Excess amount for set-off, if any:

Sl. No.	Particular	Amount (in ₹ Lakh)
(1)	(2)	(3)
(i)	Two percent of average net profit of the company as per sub-section (5) of section 135	933.79*
(ii)	Total amount spent for the Financial Year	207.46**
(iii)	Excess amount spent for the Financial Year [(ii)-(i)]	-624.56***
(iv)	Surplus arising out of the CSR projects or programmes or activities of the previous Financial Years, if any	Nil
(v)	Amount available for set off in succeeding Financial Years [(iii)-(iv)]	Nil

Note for (f):

(*) Two percent of average net profit of the company as per sub-section (5) of Section 135 is ₹ 933.79 Lakh whereas Total CSR Obligation (i.e. available CSR Budget) for FY 2025-26 is ₹ 729.43 Lakh [Please refer inputs against 5(e)].

(**) The total CSR amount spent (inclusive of provisions) in FY 2025-26 is ₹ 207.46 Lakh. Out of this, ₹ 102.59 Lakh has been spent on 'Ongoing CSR Projects', i.e. from Unspent CSR Accounts whereas ₹ 104.87 Lakh has been spent on CSR Projects sanctioned against Budget of FY 2025-26 (i.e. new CSR projects undertaken in FY 2025-26).

(***) Accordingly, the shortfall in expenditure on new CSR projects sanctioned from the available Budget of FY 2025-26 is ₹ 624.56 Lakh (i.e. ₹ 729.43 Lakh -₹ 104.87 Lakh) (rounded off figures). Due to pending notification regarding Annual Theme on CSR by Department of Public Enterprises for FY 2025-26, the allocation of CSR funds was completed in the last month of the FY 2025-26. So, the allocated yet unspent amount has been transferred to Unspent CSR A/c FY 2025-26 for spending within 3 subsequent financial years in line with applicable CSR Rules.

7. Details of Unspent Corporate Social Responsibility amount for the preceding three Financial Years:

1	2	3	4	5	6		7	8
Sl. No.	Preceding Financial Year(s)	Amount transferred to Unspent CSR Amount under sub-section (6) of section 135 (in ₹ Lakh)(*)	Balance Amount in Unspent CSR Account under sub-section (6) of section 135 (in ₹ Lakh)(**)	Amount Spent in the Financial Year (Rounded off in ₹ Lakh (^^^)	Amount transferred to a Fund as specified under Schedule VII as per second proviso to sub-section (5) of section 135, if any		Amount remaining to be spent in succeeding Financial Years (Rounded off in ₹ Lakh)	Deficiency, if any
					Amount (in ₹ Lakh)	Date of Transfer		
1	FY 2022-23	244.11	Nil	7.34	7.34	27.03.2026 (***)	Nil	--
2	FY 2023-24	5.00 (^)	Nil	Nil	Nil	--	Nil	--
3	FY 2024-25	96.19	Nil	95.25	Nil	--	0.94 (^^)	

Notes:

(*) These amounts refer to amount transferred when the Unspent CSR Accounts were opened in respective preceding financial years (i.e. 'Unspent CSR A/c FY 22-23', 'Unspent CSR A/c FY 23-24' and 'Unspent CSR A/c FY 24-25' respectively). These are rounded off figures.

(**) The Balance leftover/ unspent amount in the respective Unspent accounts pertains to only Ongoing Projects in line with sub-section (6) of section 135. There is 'Nil' Unspent/ leftover amount which has not been utilized towards the Ongoing Projects and is kept unutilized in the Unspent CSR Accounts.

This is because:

(a) (***) The leftover amounts in this account was pertaining to an Ongoing Project which could not be completed during its stipulated time period. Accordingly, the project was closed and as per Sub-Section (6) of Section 135 of The Companies Act, 2013 (inclusive of all amendments), the unspent amount was transferred to Schedule VII Funds. There is NIL balance available in this Unspent CSR A/c FY 2022-23 and this account has been closed on 27.04.2026.

(b) (^) This account has already been closed in FY 2024-25 and was already reported in last year's Annual Report.

(c) (^^) The leftover unspent balance is from ongoing projects completed at lesser value. This balance shall be transferred to Schedule VII Funds within stipulated time period during FY 2026-27, in line with applicable provisions.

(d) (^^^) The amount spent figure is inclusive of applicable TDS.

8. Whether any capital assets have been created or acquired through Corporate Social Responsibility amount spent in the Financial Year:

● Yes ○ No

If yes, enter the number of Capital assets created/ acquired: 93

Furnish the details relating to such asset(s) so created or acquired through Corporate Social Responsibility amount spent in the Financial Year:

SN	Short particulars of the property or asset(s) [including complete address and location of the property]	Pincode of the property or asset(s)	Date of creation	Amount of CSR amount spent (in ₹ Lakh)(#)	Details of entity/ Authority/ beneficiary of the registered owner		
-1	-2	-3	-4	-5	-6		
					CSR Registration Number, if applicable	Name	Registered address
1	Support for providing Sanitary Napkin Vending and Incinerator Machine at 10 nos. location in Shahjahanpur, Uttar Pradesh			13.09			
1.1	Community Health Centre, Powayan, Janpad Shahjahanpur, Uttar Pradesh 242401	242401	21.09.2025		Not Applicable	Chief Pharmacist, CHC Powayan	Chief Pharmacist, Community Health Centre, Powayan, Janpad Shahjahanpur, Uttar Pradesh 242401
1.2	Community Health Centre, Khatur Povaayaan Janpad Shahjahanpur, Uttar Pradesh 242405	242405	21.09.2025		Not Applicable	Medical Officer, CHC Khutar	Medical Officer, Community Health Centre, Khatur Povaayaan Janpad Shahjahanpur, Uttar Pradesh 242405
1.3	Community Health Centre, Banda Janpad Shahjahanpur, Uttar Pradesh 242405	242042	21.09.2025		Not Applicable	Medical Officer, CHC Banda	Medical Officer, Community Health Centre, Banda Janpad Shahjahanpur, Uttar Pradesh 242405
1.4	Community Health Centre, Sindholi Janpad Shahjahanpur, Uttar Pradesh 242001	242001	21.09.2025		Not Applicable	Medical Officer, CHC Sindholi	Medical Officer, Community Health Centre, Sindholi Janpad Shahjahanpur, Uttar Pradesh 242001
1.5	Primary Health Centre, Gangsara Janpad Shahjahanpur, Uttar Pradesh 242401	242401	21.09.2025		Not Applicable	Medical Officer, PHC Gangsara	Medical Officer, Primary Health Centre, Gangsara Janpad Shahjahanpur, Uttar Pradesh 242401
1.6	Swami Vivekananda Kanya inter College Kusuma Khatur Janpad Shahjahanpur, Uttar Pradesh 242405	242405	21.09.2025		Not Applicable	Principal, Swami Vivekananda Kanya Inter college Kusuma Khatur	Principal, Swami Vivekananda Kanya Inter College Kusuma Khatur Janpad Shahjahanpur, Uttar Pradesh 242405
1.7	Jankalyaan Uchtar M Vidhyalay Powyana Janpad Shahjahanpur, Uttar Pradesh 242401	242401	21.09.2025		Not Applicable	Principal, Jankalyaan Uchtar M Vidhyalay Powyana	Principal, Jankalyaan Uchtar M Vidhyalay Powyana Janpad Shahjahanpur, Uttar Pradesh 242401
1.8	Ganna Kisan Degree College Powyana Janpad Shahjahanpur, Uttar Pradesh 242401	242401	21.09.2025		Not Applicable	District Ganna Officer, Ganna Kisan Degree College Powyana	District Ganna Officer, Ganna Kisan Degree College Powyana Janpad Shahjahanpur, Uttar Pradesh 242401

SN	Short particulars of the property or asset(s) [including complete address and location of the property]	Pincode of the property or asset(s)	Date of creation	Amount of CSR amount spent (in ₹ Lakh)(#)	Details of entity/ Authority/ beneficiary of the registered owner		
-1	-2	-3	-4	-5	-6		
					CSR Registration Number, if applicable	Name	Registered address
1.9	Bitohli Devi Mahavidhyalay Khatur Janpad Shahjahanpur, Uttar Pradesh 242405	242401	21.09.2025		Not Applicable	Principal, Bitohli Devi Mahavidhayal Khatur	Principal, Bitohli Devi Mahavidhyalay Khatur Janpad Shahjahanpur, Uttar Pradesh 242405
1.10	Community Health Centre, Dadroul Povaayaan Janpad Shahjahanpur, Uttar Pradesh 242226	242226	21.09.2025		Not Applicable	Medical Officer, CHC Dadroul Pvaayaan	Medical Officer, Community Health Centre, Dadroul Povaayaan Janpad Shahjahanpur, Uttar Pradesh 242226
2	Support for providing a Mobile Health Clinic Van for providing health services to migrant workers in Gurugram, Haryana [AICAPD, K -18/6, DLF City Phase 2, Sector 25, Gurugram, Haryana 122002]	122002	09.10.2025	12.49	CSR00002627	All India Citizens Alliance for Progress & Development (AICAPD)	All India Citizens Alliance for Progress & Development (AICAPD) 918-C/7, Bahadur Shah Zafar Mahal Marg, Mehrauli, New Delhi 110030
3	Financial assistance for installation of water purifiers for Govt. schools/ colleges and public places in West Jaintia Hills district, Meghalaya			10.93			
3.1	Mooralong, Ladthalaboh, Jowai, West Jaintia Hills, Meghalaya- 793150	793150	31.03.2026		Not Applicable	Principal	Mooralong, Ladthalaboh, Jowai, West Jaintia Hills, Meghalaya- 793150
3.2	Chutwakhu, Jowai, West Jaintia Hills, Meghalaya - 793150	793150	31.03.2026		Not Applicable	Principal	Chutwakhu, Jowai, West Jaintia Hills, Meghalaya- 793150
3.3	Chutwakhu, Jowai, West Jaintia Hills, Meghalaya 793150	793150	31.03.2026		Not Applicable	Principal	Chutwakhu, Jowai, West Jaintia Hills, Meghalaya 793150
3.4	Mynthing, Jowai, West Jaintia Hills, Meghalaya 793150	793150	31.03.2026		Not Applicable	Principal	Mynthing, Jowai, West Jaintia Hills, Meghalaya 793150
3.5	Shangpung, Laskein, West Jaintia Hills, Meghalaya-793150	793150	31.03.2026		Not Applicable	Principal	Shangpung, Laskein, West Jaintia Hills, Meghalaya-793150
4	Support for providing 75 no. of Sanitary Vending Machine and Sanitary Pads in 4 districts of Uttar Pradesh [Unnao, Kanpur Dehat, Ghaziabad and Meerut districts]			11.56			
4.1	KGBV F84, Fatehpur chaarasi, Unnao - 209871	209871	16.07.2025		Not Applicable	Principal	Principal, KGBV F84, Fatehpur chaarasi, Unnao - 209871
4.2	KGBV Sarosi, Sikandar pur Sarosi, Unnao - 209801	209801	16.07.2025		Not Applicable	Principal	Principal, KGBV Sarosi, Sikandar pur Sarosi, Unnao - 209801

SN	Short particulars of the property or asset(s) [including complete address and location of the property]	Pincode of the property or asset(s)	Date of creation	Amount of CSR amount spent (in ₹ Lakh)(#)	Details of entity/ Authority/ beneficiary of the registered owner		
-1	-2	-3	-4	-5	-6		
					CSR Registration Number, if applicable	Name	Registered address
4.3	KGBV Purwa, Purwa, Unnao - 209801	209825	16.07.2025		Not Applicable	Principal	Principal, KGBV Purwa, Purwa, Unnao - 209801
4.4	KGBV Bachiya, Unnao 209825	209825	16.07.2025		Not Applicable	Principal	Principal, KGBV Bachiya, Unnao 209825
4.5	KGBV Miyaganj, Unnao 209870	209870	16.07.2025		Not Applicable	Principal	Principal, KGBV Miyaganj, Unnao 209870
4.6	KGBV Bangarmau, Unnao 209868	209868	16.07.2025		Not Applicable	Principal	Principal, KGBV Bangarmau, Unnao 209869
4.7	KGBV Nawabganj, Unnao 209859	209859	16.07.2025		Not Applicable	Principal	Principal, KGBV Nawabganj, Unnao 209859
4.8	Akbarpur Balika Inter College, Akbarpur, Kanpur Dehat 209101	209101	16.07.2025		Not Applicable	Principal	Principal, Akbarpur Balika Inter College, Akbarpur, Kanpur Dehat 209101
4.9	Ggic Rasulabad, Kanpur Dehat 209306	209306	16.07.2025		Not Applicable	Principal	Principal, Ggic Rasulabad, Kanpur Dehat 209306
4.10	Ggic Simramou, Rasulabad, Kanpur Dehat 209306	209306	16.07.2025		Not Applicable	Principal	Principal, Ggic Simramou, Rasulabad, Kanpur Dehat 209306
4.11	SRRG BALIKA IC, Jhinjhak, Kanpur Dehat 209302	209302	16.07.2025		Not Applicable	Principal	Principal, SRRG BALIKA IC, Jhinjhak, Kanpur Dehat 209302
4.12	Chiranji Devi Balika Ic Rura Kanpur Dehat, Akbarpur, Kanpur Dehat 209303	209303	16.07.2025		Not Applicable	Principal	Principal, Chiranji Devi Balika Ic Rura Kanpur Dehat, Akbarpur, Kanpur Dehat 209303
4.13	C.S Rasulpur Sikrauda, Razapur, Ghaziabad 245201	245201	16.07.2025		Not Applicable	Principal	Principal, C.S Rasulpur Sikrauda, Razapur, Ghaziabad 245201
4.14	C.S Asalatnagar, Muradnagar, Ghaziabad 201206	201206	16.07.2025		Not Applicable	Principal	Principal, C.S Asalatnagar, Muradnagar, Ghaziabad 201206
4.15	Composite School Begamabad, Bhojpur, Ghaziabad 201204	201204	16.07.2025		Not Applicable	Principal	Principal, Composite School Begamabad, Bhojpur, Ghaziabad 201204
4.16	C.S Aurangabad Gadana, Bhojpur, Ghaziabad 201204	201204	16.07.2025		Not Applicable	Principal	Principal, C.S Aurangabad Gadana, Bhojpur, Ghaziabad 201204

SN	Short particulars of the property or asset(s) [including complete address and location of the property]	Pincode of the property or asset(s)	Date of creation	Amount of CSR amount spent (in ₹ Lakh)(#)	Details of entity/ Authority/ beneficiary of the registered owner		
-1	-2	-3	-4	-5	-6		
					CSR Registration Number, if applicable	Name	Registered address
4.17	P.M.Shri C.S. Bagh Ranap, Loni, Ghaziabad 201102	201102	16.07.2025		Not Applicable	Principal	Principal, P.M.Shri C.S. Bagh Ranap, Loni, Ghaziabad 201102
4.18	Composite school Garhi Katalya, Loni, Ghaziabad 201102	201102	16.07.2025		Not Applicable	Principal	Principal, Composite school Garhi Katalya, Loni, Ghaziabad 201102
4.19	C.S Kshetra, Nagar Kshetra, Ghaziabad 201001	201001	16.07.2025		Not Applicable	Principal	Principal, C.S Kshetra, Nagar Kshetra, Ghaziabad 201001
4.20	P.M.Shri U.P.S. Bahroda, Machhra, Meerut 250106	250106	16.07.2025		Not Applicable	Principal	Principal, P.M.Shri U.P.S. Bahroda, Machhra, Meerut 250106
4.21	K.G.B.V Mawana, Mawana, Meerut 250401	250401	16.07.2025		Not Applicable	Principal	Principal, K.G.B.V Mawana, Mawana, Meerut 250401
4.22	P.M.Shri U.P.S. Rohta, Rohta, Meerut 250002	250002	16.07.2025		Not Applicable	Principal	Principal, P.M.Shri U.P.S. Rohta, Rohta, Meerut 250002
4.23	U.P.S. Sindhwali, Rohta, Meerut 250502	250502	16.07.2025		Not Applicable	Principal	Principal, U.P.S. Sindhwali, Rohta, Meerut 250502
4.24	U.P.S. Pepli Khera, Khar Khoda, Meerut 245206	245206	16.07.2025		Not Applicable	Principal	Principal, U.P.S. Pepli Khera, Khar Khoda, Meerut 245206
4.25	U.P.S. Nanglamal, Rajpura, Meerut 250001	250001	16.07.2025		Not Applicable	Principal	Principal, U.P.S. Nanglamal, Rajpura, Meerut 250001
4.26	U.P.S Aurangabad, Rajpura, Meerut 250001	250001	16.07.2025		Not Applicable	Principal	Principal, U.P.S Aurangabad, Rajpura, Meerut 250001
4.27	U.P.S Rall Chauhan, Rajpura, Meerut 250001	250001	16.07.2025		Not Applicable	Principal	Principal, U.P.S Rall Chauhan, Rajpura, Meerut 250001
4.28	PM Shri UPS (1-8) Akbarpur Sadat, Mawana, Meerut 250401	250401	16.07.2025		Not Applicable	Principal	Principal, PM Shri UPS (1-8) Akbarpur Sadat, Mawana, Meerut 250401
4.29	UPS Khiwat, Sarur Pur, Meerut 250344	250344	16.07.2025		Not Applicable	Principal	Principal, UPS Khiwat, Sarur Pur, Meerut 250344
4.30	PM Shri UPS (1-8) Muhiuddin Pur Meerut 250205	250205	16.07.2025		Not Applicable	Principal	Principal, PM Shri UPS (1-8) Muhiuddin Pur Meerut 250205
4.31	UPS (1-8) Nanu, Sarurpur Khurad, Meerut 250344	250344	16.07.2025		Not Applicable	Principal	Principal, UPS (1-8) Nanu, Sarurpur Khurad, Meerut 250344
4.32	Sardhana, Meerut 250342	250342	16.07.2025		Not Applicable	Principal	Principal, Sardhana, Meerut 250342

SN	Short particulars of the property or asset(s) [including complete address and location of the property]	Pincode of the property or asset(s)	Date of creation	Amount of CSR amount spent (in ₹ Lakh)(#)	Details of entity/ Authority/ beneficiary of the registered owner		
-1	-2	-3	-4	-5	-6		
					CSR Registration Number, if applicable	Name	Registered address
4.33	K.U.P.S. Bhatipura, Machhra, Meerut 250001	250001	16.07.2025		Not Applicable	Principal	Principal, K.U.P.S. Bhatipura, Machhra, Meerut 250001
4.34	Composite School Jadaudda, Machhra, Meerut 250106	250106	16.07.2025		Not Applicable	Principal	Principal, Composite School Jadaudda, Machhra, Meerut 250106
4.35	U.P.S. Ganeshpur, Hastinapur, Meerut 250404	250404	16.07.2025		Not Applicable	Principal	Principal, U.P.S. Ganeshpur, Hastinapur, Meerut 250404
4.36	PM Shri U.P.S. Nagli Kithore, Machhra, Meerut 250104	250104	16.07.2025		Not Applicable	Principal	Principal, PM Shri U.P.S. Nagli Kithore, Machhra, Meerut 250104
4.37	PM Shri U.P.S.(1-8) Ajrara, Kharkhoda, Meerut 245206	245206	16.07.2025		Not Applicable	Principal	Principal, PM Shri U.P.S.(1-8) Ajrara, Kharkhoda, Meerut 245206
4.38	U.P.S. Pepla, Rohta, Meerut 250502	250502	16.07.2025		Not Applicable	Principal	Principal, U.P.S. Pepla, Rohta, Meerut 250502
4.39	H.S Girls School (1-8) Fafunda, Meerut 250001	250001	16.07.2025		Not Applicable	Principal	Principal, H.S Girls School (1-8) Fafunda, Meerut 250001
4.40	PM Shri U.P.S (1-8) Nalpur, Kharkhoda, Meerut 245206	245206	16.07.2025		Not Applicable	Principal	Principal, PM Shri U.P.S (1-8) Nalpur, Kharkhoda, Meerut 245206
4.41	Kamalpur, Rajpura, Meerut 250001	250001	16.07.2025		Not Applicable	Principal	Principal, Kamalpur, Rajpura, Meerut 250001
4.42	U.P.S. Saifpur Firozpur, Hastinapur, Meerut 250404	250404	16.07.2025		Not Applicable	Principal	Principal, U.P.S. Saifpur Firozpur, Hastinapur, Meerut 250404
4.43	P.M.Shri U.P.S.(1-8) Dahar, Sarunpur hurd, Meerut 250344	250344	16.07.2025		Not Applicable	Principal	Principal, P.M.Shri U.P.S.(1-8) Dahar, Sarunpur Khurd, Meerut 250344
4.44	U.P.S. Agwanpur, Parikshit Garh, Meerut 250406	250406	16.07.2025		Not Applicable	Principal	Principal, U.P.S. Agwanpur, Parikshit Garh, Meerut 250406
4.45	P.M.Shri U.P.S. (1-8) Rajpur, Parikshit Garh, Meerut 250342	250342	16.07.2025		Not Applicable	Principal	Principal, P.M.Shri U.P.S. (1-8) Rajpur, Parikshit Garh, Meerut 250342

SN	Short particulars of the property or asset(s) [including complete address and location of the property]	Pincode of the property or asset(s)	Date of creation	Amount of CSR amount spent (in ₹ Lakh)(#)	Details of entity/ Authority/ beneficiary of the registered owner		
-1	-2	-3	-4	-5	-6		
					CSR Registration Number, if applicable	Name	Registered address
4.46	P.M.Shri U.P.S. (1-8) Saifpur Karamchand pur, Hastinapur, Meerut 250404	250404	16.07.2025		Not Applicable	Principal	Principal, P.M.Shri U.P.S.(1-8) Saifpur Karamchand pur, Hastinapur, Meerut 250404
4.47	Alipur, Meerut 250221	250221	16.07.2025		Not Applicable	Principal	Principal, Alipur, Meerut 250221
4.48	Kanya aradhna," Sardhana, Meerut 250342	250342	16.07.2025		Not Applicable	Principal	Principal, Kanya Saradhna, Sardhana, Meerut 250342
4.49	Kudhla, Meerut 250004	250004	16.07.2025		Not Applicable	Principal	Principal, Kudhla, Meerut 250004
4.50	Solda, Machhra, Meerut 250106	250106	16.07.2025		Not Applicable	Principal	Principal, Solda, Machhra, Meerut 250106
4.51	P.M.Shri U.P.S. Kurali, Jani, Meerut 250501	250501	16.07.2025		Not Applicable	Principal	Principal, P.M.Shri U.P.S. Kurali, Jani, Meerut 250501
4.52	P.M.Shri U.P.S. (1-8) Itayra, Meerut Gramin, Meerut 250002	250002	16.07.2025		Not Applicable	Principal	Principal, P.M.Shri U.P.S. (1-8) Itayra, Meerut Gramin, Meerut 250002
4.53	U.P.S (1-8) Sisaula Kala Jani, Meerut 250501	250501	16.07.2025		Not Applicable	Principal	Principal, U.P.S (1-8) Sisaula Kala Jani, Meerut 250501
4.54	U.P.S Tarapur, Hatinapur, Meerut 250404	250404	16.07.2025		Not Applicable	Principal	Principal, U.P.S Tarapur, Hatinapur, Meerut 250404
4.55	UPS Aad, Kharkhauda, Meerut 245206	245206	16.07.2025		Not Applicable	Principal	Principal, UPS Aad, Kharkhauda, Meerut 245206
4.56	Kulanjan PM Shri, Sardhana, Meerut 250221	250221	16.07.2025		Not Applicable	Principal	Principal, Kulanjan PM Shri, Sardhana, Meerut 250221
4.57	Dholdi, Jani, Meerut 250626	250626	16.07.2025		Not Applicable	Principal	Principal, Dholdi, Jani, Meerut 250626
4.58	Kaili, Sardhana, Meerut 250223	250223	16.07.2025		Not Applicable	Principal	Principal, Kaili, Sardhana, Meerut 250223
4.59	PM Shri Mawana, Meerut 250401	250401	16.07.2025		Not Applicable	Principal	Principal, PM Shri Mawana, Meerut 250401
4.60	PM Shri Tatina Sani, Meerut 245206	245206	16.07.2025		Not Applicable	Principal	Principal, PM Shri Tatina Sani, Meerut 245206
4.61	K.G.B.V, Kharkhauda, Meerut 245206	245206	16.07.2025		Not Applicable	Principal	Principal, K.G.B.V, Kharkhauda, Meerut 245206

SN	Short particulars of the property or asset(s) [including complete address and location of the property]	Pincode of the property or asset(s)	Date of creation	Amount of CSR amount spent (in ₹ Lakh)(#)	Details of entity/ Authority/ beneficiary of the registered owner		
-1	-2	-3	-4	-5	-6		
					CSR Registration Number, if applicable	Name	Registered address
4.62	UPS (1-8) Khirwa Jalalpur, Sarurpur, Meerut 250341	250341	16.07.2025		Not Applicable	Principal	Principal, UPS (1-8) Khirwa Jalalpur, Sarurpur, Meerut 250341
4.63	UPS Ghasauli, Rohta, Meerut 250002/ 250106	250002/ 250106	16.07.2025		Not Applicable	Principal	Principal, UPS Ghasauli, Rohta, Meerut 250002/ 250106
4.64	UPS Salarpur, Rohta, Meerut 250502	250502	16.07.2025		Not Applicable	Principal	Principal, UPS Salarpur, Rohta, Meerut 250502
4.65	UPS Kankura, Rajpura, Meerut 250001	250001	16.07.2025		Not Applicable	Principal	Principal, UPS Kankura, Rajpura, Meerut 250001
4.66	K.G.B.V Parikshit Garh, Parikshit Garh, Meerut 250406	250406	16.07.2025		Not Applicable	Principal	Principal, K.G.B.V Parikshit Garh, Parikshit Garh, Meerut 250406
4.67	UPS Kayasth Budha, Machhra, Meerut 250001	250001	16.07.2025		Not Applicable	Principal	Principal, UPS Kayasth Budha, Machhra, Meerut 250001
4.68	K.G.B.V, Sarurpur, Meerut 250344	250344	16.07.2025		Not Applicable	Principal	Principal, K.G.B.V, Sarurpur, Meerut 250344
4.69	K.G.B.V Meerut, Nagar Kshetra, Meerut 250002	250002	16.07.2025		Not Applicable	Principal	Principal, K.G.B.V Meerut, Nagar Kshetra, Meerut 250002
4.70	UPS Pachpeda, Rjpura, Meerut 250406	250406	16.07.2025		Not Applicable	Principal	Principal, UPS Pachpeda, Rjpura, Meerut 250406
4.71	UPS Pawali Khas, Daurala, Meerut 250110	250110	16.07.2025		Not Applicable	Principal	Principal, UPS Pawali Khas, Daurala, Meerut 250110
4.72	UPS Prahalad Nagar Kshetra Meerut 250002	250002	16.07.2025		Not Applicable	Principal	Principal, UPS Prahalad Nagar Kshetra Meerut 250002
4.73	USP Aurangabad, Rajpura, Meerut 250001	250001	16.07.2025		Not Applicable	Principal	Principal, USP Aurangabad, Rajpura, Meerut 250001
4.74	UPS Ftehullapur, Nagar Kshetra, Meerut 250002	250002	16.07.2025		Not Applicable	Principal	Principal, UPS Ftehullapur, Nagar Kshetra, Meerut 250002
4.75	S. Gandhi Balika Inter College, Jhinjhak, Kanpur Dehat 209302	209302	16.07.2025		Not Applicable	Principal	Principal, S. Gandhi Balika Inter College, Jhinjhak, Kanpur Dehat 209302

SN	Short particulars of the property or asset(s) [including complete address and location of the property]	Pincode of the property or asset(s)	Date of creation	Amount of CSR amount spent (in ₹ Lakh)(#)	Details of entity/ Authority/ beneficiary of the registered owner		
-1	-2	-3	-4	-5	-6		
					CSR Registration Number, if applicable	Name	Registered address
5	Support for Construction of a Dormitory Room (along with associated common facilities) at Smt. Jayaben Mody Multi-Specialty Hospital, Ankleshwar, Gujarat [Smt. Jayaben Mody Multi Speciality Hospital, Plot 624/1, Valia Road, GIDC Ankleshwar 393002]	393002	16.03.2026	30.11	CSR00003724	Ankleshwar Industrial Development Society	Ankleshwar Industrial Development Society, Plot 910, c/o Shree Gattu Vidyalaya, Opp. Asian Paints Colony, GIDC Ankleshwar – 393002, Gujarat
6	Support for Development of Garbage Vulnerable Points in Roha Ashtami Municipal Council Area at Raigad, Maharashtra [Roha Municipal Council, Roha Taluka, District Raigad, 402109, Maharashtra]	402109	18.03.2026	49.12	Not Applicable	Chief Officer, Roha Municipal Council	Roha Municipal Council, Roha Taluka, District Raigad, 402109, Maharashtra

Note: (*) The CSR projects mentioned at SN 2, 4 and 5 were ongoing projects which have been completed in FY 2025-26, hence reported in FY 2025-26.
(#) This column mentions amount spent on the respective projects only in FY 2025-26.

(All the fields should be captured as appearing in the revenue record, flat no, house no, Municipal Office/ Municipal Corporation/ Gram panchayat are to be specified and also the area of the immovable property as well as boundaries)

9. Specify the reason(s), if the company has failed to spend two per cent of the average net profit as per sub-section (5) of section 135.

Due to pending notification regarding Annual Theme on CSR by Department of Public Enterprises for FY 2025-26, the allocation of CSR funds was completed in the last month of the FY 2025-26. So, the allocated yet unspent amount has been transferred to Unspent CSR A/c FY 2025-26 for spending within 3 subsequent financial years, in line with applicable CSR Rules.

Sd/-
Atul Gupta
(C&MD and Addl. Charge Director (Commercial)
Chairman-CSR Committee

Sd/-
Rupesh Kumar Singh
Director (HR)-Member CSR Committee

Place: New Delhi
Date: 21.08.2026

FORM NO. AOC -2

(Pursuant to clause (h) of sub-section (3) of section 134 of the Act and Rule 8(2) of the Companies (Accounts) Rules, 2014.

Form for Disclosure of particulars of contracts/arrangements entered into by the company with related parties referred to in sub section (1) of section 188 of the Companies Act, 2013 including certain arms length transaction under third proviso thereto.

1. Details of contracts or arrangements or transactions not at Arm's length basis.- **NIL**

Sl. No.	Particulars	Details
a)	Name (s) of the related party & nature of relationship	
b)	Nature of contracts/arrangements/transaction	
c)	Duration of the contracts/arrangements/transaction	
d)	Salient terms of the contracts or arrangements or transaction including the value, if any	
e)	Justification for entering into such contracts or arrangements or transactions'	
f)	Date of approval by the Board	
g)	Amount paid as advances, if any	
h)	Date on which the special resolution was passed in General meeting as required under first proviso to section 188	

2. Details of material contracts or arrangements or transactions at Arm's length basis.-**NIL**

Sl. No.	Particulars	Details
a)	Name (s) of the related party & nature of relationship	
b)	Nature of contracts/arrangements/transaction	
c)	Duration of the contracts/arrangements/transaction	
d)	Salient terms of the contracts or arrangements or transaction including the value, if any	
e)	Date of approval by the Board	
f)	Amount paid as advances, if any	

For and on the behalf of Board of Directors

Sd/-

Atul Gupta

(C&MD and Addl. Charge Director (Commercial)

DIN: 09704622

Place: New Delhi

Date: 21.08.2026

Report on Corporate Governance

1. Company's Philosophy on Corporate Governance

The Company firmly believes in and has consistently practiced good Corporate Governance. The Company's essential character is shaped by the values of transparency, professionalism and accountability. The Company is committed to attain the highest standard of Corporate Governance. The philosophy of the Company in relation to Corporate Governance is to ensure transparency in all its operations, make disclosures and enhance all stakeholders' value within the framework of laws and regulations. Key Policies that are adopted and are available on website of the Company (https://www.engineersindia.com/Investor/Landing) are as follows:

- Code of Conduct for Board Members and Senior Management
- Code of Conduct for Prevention of Insider Trading and Code of Fair Disclosure of Unpublished Price Sensitive Information
- Policy on Board Diversity
- Whistle Blower Policy
- Corporate Social Responsibility Policy
- Policy on Related Party Transactions
- Policy for determining Material Subsidiaries
- Policy for determination of Materiality of Events / Information
- Dividend Distribution Policy
- Risk Management Policy

2. Board of Directors

(i) Composition of the Board of Directors

The Board of Directors along with its committees provide leadership and guidance to the Management and directs and supervises the performance of the Company, thereby enhancing stakeholder value. The Board has a fiduciary relationship in ensuring that the rights of all stakeholders are protected. Your Company has an engaged and well-informed Board with qualifications and experience in diverse areas.

As on 31st March, 2026, the Company had 10 Directors, out of which 6 were Whole-Time Directors (Executive) including Chairman & Managing Director holding additional charge by Additional Secretary, MoPNG w.e.f.1.3.2026, 2 Part time (Ex-officio) Directors (Government Director) and 2 Non-Official Independent Directors. The composition of Board is not in conformity with SEBI (Listing Regulations) and DPE Guidelines on Corporate Governance for CPSEs and the Comapines Act, 2013 as per following:

As Per Reg. 17 of SEBI (Listing Regulations & DPE guidelines on Corporate Governance for CPSE			Under Section 149 of the Companies Act read with relevant rules		
Non-Compliance Period		Shortfall of No. of Independent Directors	Non-Compliance Period		Shortfall of No. of Independent Directors
From	To		From	To	
01.04.2025	15.05.2025	5	01.04.2025	20.5.2025	1
16.05.2025	20.05.2025	4	28.3.2026	31.3.2026	1 as well as a Woman Director
21.05.2025	18.06.2025	3			
19.06.2025	27.03.2026	4			
28.03.2026	31.03.2026	6 (including woman Independent Director)			

None of the Directors/KMP of the Company are related to each other and there are no inter-se relationships between the Directors/KMP. As on 31st March, 2026, none of the Non-Executive Directors holds equity shares in the Company.

The Chairman & Managing Director and Executive Directors do not serve as Independent Director in any listed company. Further, none of the Non-Executive Directors is an Independent Director in more than 7 listed entities as required under the SEBI Listing Regulations. None of the Directors held Directorships in more than 20 companies, with more than 10 public limited companies. None of the Directors on the Board is a member of more than 10 Committees or Chairman of 5 Committees (Committees being Audit Committee and Stakeholders Relationship Committee) across all Public Companies, in which he/ she is a director. All the Directors have declared their Directorship and Membership in various Boards/Committees of other companies.

(ii) Number of Board Meetings

The Board of Directors met fourteen (14) times during the financial year 2025-26. The details of said meetings along with Board strength and actual in attendance is given below. Video conferencing facility is used to facilitate Directors to participate in the meetings.

Sl. No.	Date of Meeting	Place	Board Strength	No. of Directors Present	Percentage of Attendance
1	16.04.2025	New Delhi	9	9	100%
2	29.05.2025	New Delhi	11	11	100%
3	11.07.2025	New Delhi	12	12	100%
4	29.07.2025	New Delhi	12	12	100%
5	13.08.2025	New Delhi	12	12	100%
6	26.08.2025	New Delhi	12	12	100%
7	08.10.2025	New Delhi	12	12	100%
8	14.11.2025	New Delhi	12	12	100%
9	28.11.2025	New Delhi	12	12	100%
10	17.12.2025	New Delhi	12	12	100%
11	12.02.2026	New Delhi	12	12	100%
12	26.02.2026	New Delhi	12	12	100%
13	01.03.2026	New Delhi	11	11	100%
14	27.03.2026	New Delhi	12	12	100%

(iii) Details of attendance of each Director at Board Meetings held during the year and Last Annual General Meeting, the number of Directorships, Committee Chairpersonships/Memberships held by them in other listed entities as on 31st March 2026

Name of Directors	Attendance Particulars		Number of another Directorships/ Committee Memberships / Chairpersonships			Other listed entity where Directors of the Company held Directorship	
	Board Meetings	Last Annual General Meeting held on 24.09.2025	Other Directorships	Committee Memberships (Including EIL)#	Committee Chairpersonships (Including EIL)#	Name of the Listed Entity	Category
Executive Directors							
Shri Praveen M Khanooja[1] (DIN- 09746472) Chairman & Managing Director	1	NA	3	-	-	1	Govt Nominee Director
Shri Sanjay Jindal (DIN -09223617) Director (Finance)	14	Yes	-	1	-	-	-
Shri Atul Gupta (DIN -09704622) Director (Commercial)	14	Yes	-	-	-	-	-
Shri Rajiv Agarwal (DIN -09748894) Director (Technical)	14	Yes	1	-	-	-	-

Name of Directors	Attendance Particulars		Number of another Directorships/ Committee Memberships / Chairpersonships			Other listed entity where Directors of the Company held Directorship	
	Board Meetings	Last Annual General Meeting held on 24.09.2025	Other Directorships	Committee Memberships (Including EIL)#	Committee Chairpersonships (Including EIL)#	Name of the Listed Entity	Category
Shri Subhas Balakumar (DIN 10411610) Director (Projects)	14	Yes	1	1	-	-	-
Shri Rupesh Kumar Singh (DIN 10879433) Director (HR)	14	Yes	1	1	-	-	-
Smt. Vartika Shukla[2] (DIN- 08777885) Chairman & Managing Director	12	Yes	-	-	-	-	-
Non-Executive Directors (Government Nominee)							
Shri Arun Kumar (DIN-10627518)	14	No	-	-	-	-	-
Shri Kapil Verma[3] (DIN-09056466)	12	Yes	-	-	-	-	-
Non-Executive Directors (Independent Directors)							
Shri Mahesh Kumar Goyal[4] (DIN – 03153793)	13	Yes	-	2	1	-	-
Shri Shambhu Nath Keshri[5] (DIN – 11116634)	13	Yes	-	2	1	-	-
Shri Deepak Mhaskey[6] (DIN- 09396329)	14	Yes	-	-	-	-	-
Smt. Karuna Gopal Vartakavi[6] (DIN – 05304803)	14	Yes	-	-	-	-	-

#The Membership / Chairmanship of Committee(s) is considered only for Audit Committee and Stakeholders Relationship Committee.

Note:

1. Ministry of Petroleum & Natural Gas, Government of India vide its letter no. CA-31018/4/2025-CA-PNG (54830) dated 01st March, 2026 had entrusted additional charge of the post of Chairman & Managing Director to Shri Praveen M. Khanooja, Additional Secretary. MoPNG for a period of three months w.e.f. 01.03.2026, or till the appointment of a regular incumbent to the post or until further orders, whichever is the earliest.

2. Smt. Vartika Shukla ceased to be the Chairman & Managing Director of the Company w.e.f. March 01, 2026 due to her retirement on attaining the age of superannuation on 28.02.2026.

3. Pursuant to Ministry of Petroleum & Natural Gas, Government of India letter No. CA-31032/1/2021-PNG-37493 dated 19.06.2025, Shri Kapil Verma was appointed as an Additional Director in the capacity of Director (Government Nominee) w.e.f. 20.06.2025.

4. Pursuant to Ministry of Petroleum & Natural Gas, Government of India letter No. CA-31033/2/2021-PNG (39069) dated 09.05.2025, Shri Mahesh Kumar Goyal was appointed as an Additional Director in the capacity of Independent Director w.e.f. 13.05.2025.

5. Pursuant to Ministry of Petroleum & Natural Gas, Government of India letter No. CA-31033/2/2021-PNG (39069) dated 13.05.2025, Shri Shambhu Nath Keshri was appointed as an Additional Director in the capacity of Independent Director w.e.f. 21.05.2025.

6. Shri Deepak Mhaskey and Smt. Karuna Gopal Vartakavi ceased to be Independent Directors of the Company on completion of their tenure on 27.03.2026.

(iv) Chart/ Matrix setting out the skills/expertise/ competence of the Board

The Company being a Government Company, all the Directors on its Board viz. Whole time Directors, Government Nominee Directors and Non-official Independent Directors are selected and appointed by the Government as per laid down process for each category of Director. The list of core skills, expertise and competency required for the Board to function effectively in context of the Company's business, forms an integral part of the Government's process for selection of the Directors. The Company has laid down Board Diversity Policy as per SEBI Listing Regulations wich recognises and embraces the importance of diverse Board for maintaining competetive advantage. The policy enunciated to bring the attention of the MOPNG/PESB about the diversity of Board while considering filling up the positions.

(v) Board Procedure

The meetings of the Board of Directors are generally held at the Company's Registered Office in New Delhi. The meetings are scheduled well in advance. In case of exigencies or urgency, resolutions are passed by circulation. The Board meets at least once a quarter to review the quarterly financial results and other items of agenda. The time gap between any two meetings do not exceed three months. The agenda for the meetings are prepared by the concerned officials, sponsored by the concerned Functional Directors and approved by C&MD. The Board papers are circulated to the Directors in advance. For paperless Board, the agenda items are uploaded on a digital platform which can be accessed electronically in their device in a secured manner. The members of the Board have access to all information and are free to recommend inclusion of any matter in the agenda for discussion. Senior executives are invited to attend the Board meetings and provide clarification as and when required.

The Company Secretary tracks and monitors Board and Committee proceedings to ensure that the Terms of Reference /Charters are adhered to, decisions are properly recorded in the minutes and actions on the decisions are tracked. The Terms of Reference/ Charters are reviewed and updated from time to time in order to keep the functions and role of the Board and Committees aligning with the changing statutes. Action Taken Reports are put up to the Board periodically. To enable better and more focused attention on the affairs of the Company, the Board has delegated certain powers to C&MD and Board Sub-Committee set up for the purpose.

(vi) Code of Business Conduct and Ethics for Board Members and Senior Management

The Board of Directors has laid down the Code of Business Conduct and Ethics for all Board Members and Senior Management of the Company which includes the duties of Independent Directors as per statutory requirements. The same has also been posted on the website of the Company. The Senior Management of the Company have made disclosures to the Board confirming that there is no material financial and/or commercial transactions that could have potential conflict of interest with the Company at large.

Declaration

Declaration as required under SEBI (Listing Obligations and Disclosure Requirements) Regulations, 2015, DPE Guidelines on Corporate Governance for CPSEs and Companies Act, 2013.

All the Members of the Board and Senior Management Personnel have affirmed compliance of the Code of Business Conduct and Ethics for the financial year ended on March 31, 2026.

Sd/-

Place: New Delhi **(Atul Gupta)**

Date: 16.07.2026 Chairman & Managing Director

(vii) Independent Directors & Separate meeting of Independent Directors

The Company has received declaration from the Independent Directors confirming that they meet the criteria of independence as prescribed under Section 149(6) of the Companies Act, 2013 read with Regulation 16(1)(b) of the SEBI Listing Regulations. In terms of Regulation 25(8) of the SEBI Listing Regulations, the Independent Director has confirmed that they are not aware of any circumstances or situations which exist or may be reasonably anticipated that could impair or impact their ability to discharge their duties.

Based on above declaration, the Board is of the opinion that the Independent Directors fulfil the conditions specified in the Companies Act and the SEBI Listing Regulations and that they are independent of the management. In terms of Section 150 of the Companies Act, 2013 read with Rule 6 of the Companies (Appointment & Qualification of Directors) Rules, 2014, the Independent Directors have confirmed that they have enrolled themself in the Independent Directors' Databank maintained with the Indian Institute of Corporate Affairs (IICA).

A separate Meeting of the Independent Directors was held on December 18, 2025 in pursuance of Schedule IV of the Companies Act, 2013 and DPE Guidelines on Role

& Responsibilities of Non-Official Independent Directors of CPSEs which was attended by all the Independent Directors. This Meeting assessed the quality, quantity and timeliness of flow of information necessary for the Board to effectively and reasonably perform their duties.

(viii) Familiarization Programme for Board Members

The Company has a well-defined Training Policy for training of Board Members which, inter-alia, includes various familiarization programmes aligned with their roles, rights, responsibilities in the Company, nature of the industry in which the Company operates, business model of the Company etc. The Board members are provided with the necessary documents, reports and internal policies to enable them to familiarize with the Company's procedures and practices. In addition, the Company has also nominated to various training programme conducted by DPE, IICA, etc. to familiarize the Independent Directors.

The details of such familiarization programmes/Training Policy have also been posted on the website of the Company https://www.engineersindia.com/Investor/Landing.

(ix) Compliance Reports

The Company has proper online systems to enable the Board to review compliance reports of all laws applicable to the Company, on half yearly basis as well as to assess the steps taken by the Company to rectify instances of non-compliances, if any.

3. Board Committees

The Committees constituted by the Board focus on specific areas and take informed decisions within the framework designed by the Board and make specific recommendations to the Board on matters in their areas or purview. All decisions and recommendations of the Committees are placed before the Board for information or for approval, if required. To enable better and more focused attention on the affairs of the Company, the Board has delegated particular matters to the Committees of the Board set up for the purpose. The composition of various committees of the Board is also hosted on the website of the company. The Board has following Sub-Committees:

i) Audit Committee

As on 31st March, 2026, the Audit Committee comprises of Shri Mahesh Kumar Goyal, Non-official Independent Director as Chairman, Shri Shambhu Nath Keshri, Non-official Independent Director and Director (Projects) as member of the Committee.

During the year, the Committee was reconstituted twice as per following:

Date of Re-constitution	Chairman/Members
30.06.2025	1. Shri Deepak Mhaskey, Non-official Independent Director– Chairman 2. Shri Mahesh Kumar Goyal, Non-official Independent Director – Member 3. Director (Projects) – Member
28.03.2026	1. Shri Mahesh Kumar Goyal, Non-official Independent Director – Chairman 2. Shri Shambhu Nath Keshri, Non-official Independent Director – Member 3. Director (Projects) – Member

The Audit Committee met twelve (12) times during Financial Year 2025-26. Details of meetings held and attendance of the Members in these meetings are as under:

Date of Meetings

Sl. No.	Name of the Members	Category	15.04.2025	09.05.2025	29.05.2025	10.07.2025	13.08.2025	26.08.2025	08.10.2025	14.11.2025	27.11.2025	12.02.2026	26.02.2026	23.03.2026
1	Shri Deepak Mhaskey*	Non-official Independent Director	✓	✓	✓	✓	✓	✓	✓	✓	✓	✓	✓	✓
2	Smt. Karuna Gopal Vartakavi**	Non-official Independent Director	✓	✓	✓	N.A	N.A	N.A	N.A	N.A	N.A	N.A	N.A	N.A
3	Shri Mahesh Kumar Goyal	Non-official Independent Director	N.A	N.A	N.A	✓	✓	✓	✓	✓	✓	✓	✓	✓
4	Shri Subhas Balakumar	Director (Projects)	✓	✓	✓	✓	✓	✓	✓	✓	✓	✓	✓	✓

* Ceased as Chairman consequent to completion of term w.e.f. 27.03.2026.

** Ceased as Member consequent to reconstitution w.e.f. 30.06.2025.

✓ Present in the meeting

Director (Finance) is permanent invitee for all meetings. Head (Internal Audit) and Statutory Auditors are specifically invited to be present as invitee for the meetings. The Audit Committee also invite other Functional Directors & Senior Executives whenever it considers appropriate to be present in the meetings.

Role/Scope of Audit Committee includes:

1. Oversight of the company's financial reporting process and the disclosure of its financial information to ensure that the financial statement is correct, sufficient and credible;
2. Recommendation to the Board, the fixation of Audit fees payable to Statutory Auditors appointed by C&AG;
3. Recommendation to the Board, the appointment of Cost Auditors of the Company and fixation of their cost Audit Fees;
4. Approval of payment to statutory auditors for any other services rendered by the statutory auditors;
5. Reviewing, with the management, the annual financial statements and auditor's report thereon before submission to the board for approval, with particular reference to:
   a. Matters required to be included in the Director's Responsibility Statement to be included in the Board's report in terms of clause (c) of sub-section 3 of section 134 of the Companies Act, 2013
   b. Changes, if any, in accounting policies and practices and reasons for the same
   c. Major accounting entries involving estimates based on the exercise of judgment by management
   d. Significant adjustments made in the financial statements arising out of audit findings
   e. Compliance with listing and other legal requirements relating to financial statements.
   f. Disclosure of any related party transactions
   g. Modified Opinion(s) in the draft audit report.
6. Reviewing, with the management, the quarterly financial statements before submission to the Board for approval;
7. Reviewing, with the management, the statement of uses/ application of funds raised through an issue (public issue, rights issue, preferential issue, etc.), the statement of funds utilized for purposes other than those stated in the offer document / prospectus/ notice and the report submitted by the monitoring agency monitoring the utilization of proceeds of a public or rights issue, and making appropriate recommendations to the Board to take up steps in this matter;
8. Review and monitor the auditor's independence and performance, and effectiveness of audit process;
9. Scrutiny of inter-corporate loans and investments;
10. Valuation of undertakings or assets of the company, wherever it is necessary;
11. Evaluation of internal financial controls and risk management systems;
12. Reviewing, with the management, performance of statutory and internal auditors, adequacy of the internal control systems;
13. Reviewing the adequacy of internal audit function including the structure of the internal audit department, staffing and seniority of the official heading the department, reporting structure coverage and frequency of internal audit;
14. Discussion with internal auditors and/or auditors of any significant findings and follow up there on;
15. Reviewing the findings of any internal investigations by the internal auditors/auditors/agencies into matters where there is suspected fraud or irregularity or a failure of internal control systems of a material nature and reporting the matter to the board;
16. Discussion with statutory auditors before the audit commences, about the nature and scope of audit as well as post-audit discussion to ascertain any area of concern;
17. To look into the reasons for substantial defaults in the payment to the depositors, debenture holders, shareholders (in case of non-payment of declared dividends) and creditors;
18. To review the functioning of the Whistle Blower mechanism;
19. To review the follow-up action on the audit observations of C&AG Audit;
20. To review the follow-up action taken on the recommendation of Committee on Public Undertakings (COPU) of the Parliament;
21. Provide an open avenue of communication between the independent auditor, internal auditor and the Board of Directors;

22. Review with the independent auditor the coordination of audit efforts to assure completeness of coverage, reduction of redundant efforts, and the effective use of all audit resources.

23. Consider and review the following with the independent auditor and the management:

    - The adequacy of internal controls including computerized information system controls and security, and
    - Related findings and recommendations of the independent auditor and internal auditor, together with the management responses

24. The Audit Committee shall mandatorily review the following information:

    a. Management discussion and analysis of financial condition and results of operations;

    b. Statement of significant related party transactions (as defined by the Audit Committee), submitted by Management;

    c. Management letters /letters of internal control weaknesses issued by the statutory auditors;

    d. Internal audit reports relating to internal control weaknesses; and

    e. The appointment, removal and terms of remuneration of the Chief internal auditor.

    f. Certification/Declaration of Financial Statements by the Chief Executive/Chief Financial Officer.

    g. statement of deviations:

        (i) quarterly statement of deviation(s) including report of monitoring agency, if applicable, submitted to stock exchange(s) in terms of Regulation 32(1) of SEBI(LODR) Regulations,2015.

        (ii) annual statement of funds utilized for purposes other than those stated in the offer document/prospectus/notice in terms of Regulation 32(7) of SEBI(LODR) Regulations,2015.

25. Approval or any subsequent modification of transactions of the company with related parties.

26. To grant omnibus approval for related party transactions, subject to applicable provisions under Companies Act/Listing Regulations, and to review at least on quarterly basis the details of related party transactions entered pursuant to omnibus approval.

27. Review all Related Party Transactions in the Company. For this purpose, the Audit Committee may designate a member who shall be responsible for reviewing related party transactions.

28. Approval of appointment of Chief Financial Officer after assessing the qualifications, experience and background, etc. of the candidate;

29. Reviewing the utilization of loans and/ or advances from/investment by the holding company in the subsidiary exceeding rupees 100 crore or 10% of the asset size of the subsidiary, whichever is lower including existing loans / advances / investments existing as on the date of coming into force of this provision.

30. To perform the role as defined in the code of conduct to regulate, monitor and report trading by insiders of the Company.

31. To review the financial statements, in particular, the investments made by the unlisted subsidiary.

32. Carrying out any other function as is mentioned in the terms of reference of the Audit Committee.

33. The Audit Committee shall have additional functions/ features as prescribed under Companies Act 2013, Listing Regulations, DPE Guidelines as amended from time to time.

Explanation (i): The term "related party transactions" shall have the same meaning as provided in the Listing Regulations, DPE Guidelines and the Companies Act, 2013 read with related rules issued thereon including any statutory modification(s) and amendment(s) as may be issued from time to time.

ii. Nomination and Remuneration Committee

In terms of the provisions of Section 178(3) of the Companies Act and Regulation 19(4) read with Part D of Schedule II to the SEBI Listing Regulations and Corporate Governance Guidelines for CPSEs issued by DPE, Nomination and Remuneration Committee (NRC) has been constituted by the Board.

Scope & Authority

a) Issues relating to pay and perks prior to consideration by the Board.

b) Deliberate and decide on Performance Related Pay (PRP) pool and policy of distribution of PRP to employees.

c) Formulation of the criteria for determining qualifications, positive attributes and independence of a director and recommend to the Board a policy,

relating to the remuneration of the directors, key managerial personnel and other employees;

d) Formulation of criteria for evaluation of Independent Directors and the Board;

e) Devising a policy on Board diversity;

f) Identifying persons who are qualified to become directors and who may be appointed in senior management in accordance with the criteria laid down and recommend to the Board their appointment and removal to enable succession planning for the Company.

g) Recommend to the Board, all remuneration, in whatever form, payable to employees.

h) To decide issues like (i) ESOP Schemes, (ii) Performance Incentive Schemes, (iii) Employers Monthly Rate of Contribution to defined Contribution Scheme, subject to the ceiling as per extant DPE/MOF guidelines, and (iv) any other fringe benefits which may be considered appropriate.

Composition of the Committee and Attendance at meetings during the year

As on 31st March, 2026, the Nomination and Remuneration Committee comprises of Shri Shambhu Nath Keshri, Non-official Independent Director as Chairman, Shri Mahesh Kumar Goyal, Non-official Independent Director and Shri Arun Kumar, Govt Nominee Director as members of the Committee.

During the year, the Committee was reconstituted twice as per following:

Date of Re-constitution	Chairman/Members
30.06.2025	1. Smt. Karuna Gopal Vartakavi, Non-official Independent Director – Chairman 2. Shri Shambhu Nath Keshri, Non-official Independent Director – Member 3. Shri Mahesh Kumar Goyal, Non-official Independent Director – Member
28.03.2026	1. Shri Shambhu Nath Keshri, Non-official Independent Director – Chairman 2. Shri Mahesh Kumar Goyal, Non-official Independent Director – Member 3. Shri Arun Kumar, Government Nominee- Director

The NRC met three (3) times during Financial Year 2025-26. Details of the meeting & attendance by members as under:

Date of Meeting

Sl. No.	Name of the Members	Category	29.05.2025	11.07.2025	27.03.2026
1.	Shri Deepak Mhaskey*	Non-official Independent Director-Chairman	✓	NA	NA
2.	Smt. Karuna Gopal Vartakavi**	Non-official Independent Director-Chairman	✓	✓	✓
3.	Shri Shambhu Nath Keshri***	Non-official Independent Director-Chairman	NA	✓	✓
4.	Shri Mahesh Kumar Goyal	Non-official Independent Director-Member	NA	✓	✓
5.	Shri Arun Kumar	Govt. Nominee Director-Member	✓	NA	NA

* Ceased as Chairman consequent to reconstitution w.e.f. 30.06.2025.

** Ceased as Chairman consequent to completion of term on 27.03.2026.

*** appointed as Chairman consequent to reconstitution w.e.f. 28.03.2026.

Performance Evaluation

EIL being a Government Company, the performance evaluation of the Directors is carried out by the Administrative Ministry (MoP&NG), Government of India, as per applicable Government guidelines. The inputs to undertake performance of Independent Directors are provided to the Administrative Ministry as well as Department of Public Enterprises (DPE).

Remuneration of Directors

There is no pecuniary relationship or transactions of the Non-Executive Directors vis-à-vis the Company. The Non-official Independent Directors nominated on the Board do not draw any remuneration from the Company for their role as Director except sitting fees of ₹ 40,000/- for each meeting of the Board of Directors and ₹ 30,000/- for each meeting of the Committees of the Board. The Company also pays Sitting fees of Rs. 30,000/- for Independent Directors meeting once in a year. The Functional Directors including the Chairman & Managing Director are appointed by the Government of India and are paid remuneration as per the terms of their appointment.

The details of remuneration paid to the Functional Directors during the financial year ended 31st March, 2026 are as under:

Sl. No.	Name of Director	Gross Salary	Performance Related Pay/ Productivity Linked Reward	Other Benefits	Stock Option during the year 2025-26	Total
1	Smt. Vartika Shukla (till 28.02.2026)	58,62,628	5,11,245	14,31,079	-	78,04,952
2	Shri. Sanjay Jindal	58,70,302	3,92,443	14,72,721	-	77,35,466
3	Shri Atul Gupta	58,72,503	3,90,349	12,87,897	-	75,50,749
4	Shri Rajiv Agarwal	60,07,696	4,00,719	11,97,641	-	76,06,056
5	Shri S Balakumar	59,77,734	3,33,859	12,35,356	-	75,46,949
6	Shri Rupesh Kumar Singh	59,44,188	3,28,910	11,36,749	-	74,09,847

Details of payments towards sitting fees to Independent Directors during the financial year 2025-26 are given below: -

Sl. No.	Name of Non-official Independent Director	Sitting Fees		Total (₹) *
		Board Meeting*	Committee Meeting/ Independent Director Meeting*	
1.	Shri. Deepak Mhaskey	5,60,000	7,20,000	12,80,000
2.	Smt. Karuna Gopal Vartakavi	5,60,000	7,20,000	12,80,000
3.	Shri Mahesh Kumar Goyal	5,20,000	4,50,000	9,70,000
4.	Shri Shambhu Nath Keshri	5,20,000	4,50,000	9,70,000

*Gross fees excluding taxes as per applicable Tax Laws and Rules

iii. Stakeholders Relationship Committee

The Stakeholders' Relationship Committee has been constituted by the Board in compliance with the requirements of Section 178 (5) of the Companies Act and Regulation 20 of the SEBI Listing Regulations.

As on 31st March, 2026 the Committee comprises of Shri Shambhu Nath Keshri, Non-official Independent Director as Chairman, Shri Mahesh Kumar Goyal, Non-official Independent Director, Director (Finance) and Director (HR) as members of the Committee.

During the year, the Committee was reconstituted twice as per following:

Date of Re-constitution	Chairman/Members
30.06.2025	1. Smt. Karuna Gopal Vartakavi, Non-official Independent Director – Chairman 2. Shri Shambhu Nath Keshri, Non-official Independent Director – Member 3. Director (Finance) – Member 4. Director (HR) – Member
28.03.2026	1. Shri Shambhu Nath Keshri, Non-official Independent Director – Chairman 2. Shri Mahesh Kumar Goyal, Non-official Independent Director – Member 3. Director (Finance) – Member 4. Director (HR) – Member

Role & Scope

The role of the Committee is as follows:

a) Resolving the grievances of the security holders of the Company including complaints related to Transfer/ Transmission of Shares, non-receipt of Annual Report, non-receipt of declared Dividends, issue of new/duplicate Certificates, General Meetings etc.

b) Review of measures taken for effective exercise of voting rights by Shareholders.

c) Review of adherence to the service standards adopted by the Company in respect of various services being rendered by the Registrar to an Issue & Share Transfer Agent (RTA).

d) Review of the various measures and initiatives taken by the Company for reducing the quantum of unclaimed dividends and ensuring timely receipt of Dividend Warrants/Annual Reports/Statutory Notices by the shareholders of the Company.

The SRC met three (3) times during Financial Year 2025-26. Details of meetings & attendance of members in these meetings are as under:

Date of Meeting

Sl. No.	Name of the Members	Category	29.05.2025	27.11.2025	25.02.2026
1.	Smt. Karuna Gopal Vartakavi	Non-official Independent Director	✓	✓	✓
2.	Shri Deepak Mhaskey*	Non-official Independent Director	✓	NA	NA
3.	Shri Shambhu Nath Keshri**	Non-official Independent Director	NA	✓	✓
4.	Shri. Sanjay Jindal	Director (Finance)	✓	✓	✓
5.	Shri Rupesh Kumar Singh	Director (Technical)	✓	-	✓

*ceased as member consequnt to reconstution w.e.f. 30.06.2025

**appointed as member consequnt to reconstution w.e.f. 30.06.2025

Name and Designation of Compliance Officer

Shri Suvendu Padhi, Company Secretary and Compliance Officer of the Company is responsible for compliance under SEBI Listing Regulations.

Status of Investor Complaints

Complaints pending on 01.04.2025	0
Complaints received during the financial year 2025-26	35
Complaints disposed of during the financial year 2025-26	35
Complaints pending as on 31.03.2026	0

Transfer of Unclaimed/Unpaid amounts to the Investor Education and Protection Fund:

In accordance with the provisions of Section 124, 125 and other applicable provisions, if any, of the Companies Act read with the Investors Education and Protection Fund Authority (Accounting, Audit, Transfer and Refund) Rules, 2016 (hereinafter referred to as 'IEPF Rules') including any statutory modification(s) or re-enactment(s) thereof for the time being in force, the amount of dividend remaining unclaimed or unpaid for a period of seven years from the date of transfer to the Unpaid Dividend Account is required to be transferred to the Investor Education & Protection Fund (IEPF) maintained by the Central Government. In pursuance of this, the Unpaid Dividend which remained unclaimed and unpaid for the financial years 2017-18 (Final) ((unpaid dividend amount ₹9,92,885.50 and 19,736 shares), and 2018-19 (Interim) (unpaid dividend amount ₹19,77,322.75 and 15,305 shares) have accordingly been transferred to IEPF on 14.11.2025 and 23.03.2026 respectively. Unpaid/ Unclaimed Dividend for the Financial Year 2018-19 (final) is due for transfer to IEPF on 29.10.2026 and 2019-20 (Interim) divident is due for tansfer to IEPF on 06.03.2027. In accordance with Section 124(6) of the Companies Act, 2013 read with Rule 6(3)(a) of the IEPF Rules, all the shares in respect of which dividend have not been paid or claimed for seven consecutive years or more shall be transferred to IEPF. The Company sends communication to the concerned shareholders well in advance at their latest available address and publish a newspaper advertisement in this regard, advising them to lodge their claim with respect to unclaimed dividend and shares before it is due for transfer to IEPF. The details of such shares are available on the Company's website at https://engineersindia.com/Investor/Landing.

The subsequent due dates of transfer of unpaid/unclaimed dividend to IEPF for the respective financial years have been provided herein below and also at Company's website. Therefore, the members who have not encashed their dividend so far for these years are also requested to write to the Company or its RTA for claiming the unpaid dividend before their due dates of transfer to IEPF. Given below are the due dates for transfer of the unpaid/unclaimed dividend to IEPF by the Company:

Financial Year	Date of Declaration of Dividend	Due dates for transfer to IEPF
2018-19(Final)	26.09.2019	29.10.2026
2019-20 (Interim)	05.02.2020	06.03.2027
2019-20(Final)	28.09.2020	30.10.2027
2020-21 (Interim)	11.03.2021	12.04.2028
2020-21(Final)	29.09.2021	03.11.2028
2021-22 (Interim)	09.02.2022	14.03.2029
2021-22 (Final)	27.09.2022	29.10.2029
2022-23 (Interim)	03.02.2023	09.03.2030
2022-23 (Final)	15.09.2023	19.10.2030
2023-24 (Interim)	02.02.2024	03.03.2031
2023-24 (Final)	11.09.2024	13.10.2031
2024-25(Interim)	10.02.2025	16.03.2032
2024-25(Final)	24.09.2025	23.10.2032
2025-26(Interim)	28.11.2025	30.12.2032
2025-26(Second Interim)	26.02.2026	30.03.2033

iv. Corporate Social Responsibility Committee

The Corporate Social Responsibility (CSR) Committee has been constituted by the Board in compliance with the requirements of Section 135 of the Companies Act, 2013.

As on 31st March, 2026, the CSR Committee comprises of Chairman & Managing Director as Chairman, Ms Karuna Gopal Vartakavi, Shri Deepak Mhaskey, Non-official Independent Directors, Director (HR) and Director (Finance) as the members of the Committee.

During the year, the Committee was reconstituted twice as per following :

Date of Reconstitution	Chairman/Members
30.06.2025	1. Chairman & Managing Director - Chairman 2. Smt. Karuna Gopal Vartakavi, Non-official Independent Director– Member 3. Shri Shambhu Nath Keshri, Non-official Independent Director – Member 4. Shri Mahesh Kumar Goyal, Non-official Independent Director – Member 5. Director (Finance) – Member 6. Director (HR) – Member
28.03.2026	1. Chairman & Managing Director - Chairman 2. Shri Shambhu Nath Keshri, Non-official Independent Director – Member 3. Shri Mahesh Kumar Goyal, Non-official Independent Director – Member 4. Director (Finance) – Member 5. Director (HR) – Member

Scope & Authority

The terms of reference of the CSR Committee are:

(a) Formulate and recommend to the Board, a Corporate Social Responsibility Policy which shall indicate the activities to be undertaken by the company in areas or subject as specified in Schedule VII of the Companies Act,2013;

(b) Recommend the amount of expenditure (Annual Budget) to be incurred on the activities referred to in clause (a); and

(c) Monitor the Corporate Social Responsibility Policy of the company from time to time.

(d) Approve the contribution on any projects/ activities having financial implication more than ₹ 25 lakhs.

(e) Recommend to the Board, for inclusion of any activities/project which is not covered in the broad plan as approved by the Board.

(f) Recommend to the Board, for approval for additional budget if expenditure exceeds the allocated amount against such projects/activities.

The Board has adopted the CSR Policy as formulated and recommended by the Committee. The Annual Report on CSR activities for Financial Year 2025-26 forms part of the Directors' Report.

During the year, the CSR Committee met four (4) times. Details of meeting & attendance of the Members in these meetings are as under:

Date of Meeting

Sl. No.	Name of the Members	Category	15.04.2025	11.07.2025	29.07.2025	27.03.2026
1.	Smt. Vartika Shukla*	Chairman & Managing Director	✓	✓	✓	NA
2.	Shri Praveen M. Khanooja**	Chairman & Managing Director - Addl. Charge	NA	NA	NA	✓
3.	Shri. Deepak Mhaskey	Non-official Independent Director	✓	NA	NA	NA
4.	Smt. Karuna Gopal Vartakavi	Non-official Independent Director	✓	✓	✓	✓
5.	Shri Mahesh Kumar Goyal	Non-official Independent Director	N.A	✓	✓	✓
6.	Shri Shambhu Nath Keshri	Non-official Independent Director	N.A	✓	✓	✓
7.	Shri Sanjay Jindal	Director (Finance)	✓	✓	✓	✓
8.	Shri Rupesh Kumar Singh	Director (HR)	✓	✓	✓	✓

* ceased as Chairman consequent to superannuation on 28.02.2026.

** appointed as Chairman w.e.f. 01.03.2026.

v. Risk Management Committee

Risk Management Committee (RMC) is a key governing body of the Risk Management function at EIL and has been constituted by the Board in compliance with the requirements of Regulation 21 of the SEBI Listing Regulations, the Companies Act and DPE guidelines on Corporate Governance. The Risk Management Committee of the Board comprises of both Independent Directors and Functional Directors and is headed by an Independent Director.

The Risk Management Committee is supported by the Corporate Risk Assurance (CRA) group, which performs day-to-day activities required to maintain and improve Risk Management.

Scope & Authority:

The scope & authority of the Risk Management Committee are:

(1) To formulate a detailed risk management policy which shall include:

a) A framework for identification of internal and external risks specifically faced by the Company, in particular including financial, operational, sectoral, sustainability (Particularly, ESG related risks), information, cyber security risks or any other risk as may be determined by the Committee.

b) Measures for risk mitigation including systems and processes for internal control of identified risks.

c) Business continuity plan.

(2) To ensure that appropriate methodology, processes and systems are in place to monitor and evaluate risks associated with the business of the Company;

(3) To monitor and oversee implementation of the risk management policy, including evaluating the adequacy of risk management systems;

(4) To periodically review the risk management policy, at least once in two years, including by considering the changing industry dynamics and evolving complexity;

(5) To keep the board of directors informed about the nature and content of its discussions, recommendations and actions to be taken;

(6) The appointment, removal and terms of remuneration of the Chief Risk Officer (if any) shall be subject to review by the Risk Management Committee.

The Committee guide Corporate Risk Assurance (CRA) group (a part of Company's Risk Organizational Structure) in integration of Enterprise Risk Management (ERM) with other business planning, business strategy, management activities and operational objectives.

The status of Enterprise Risk Management (ERM) and Project Risk Management Plans (PRMPs) is reviewed on a regular basis by the Risk Management Committee. The Risk Management Committee plays an active role in reviewing the status and providing the required interventions for improving the effectiveness of the Risk Management System and aligning it with business objectives.

Composition of the Committee and Attendance at meetings during the year

As on 31st March, 2026, the Risk Management Committee comprises of Shri Mahesh Kumar Goyal, Non-official Independent Director as Chairman, Shri Shambhu Nath Keshri, Non-Official Independent Director, Director (Finance), Director (Technical) and Director (Projects) as members of the Committee.

During the year, the Committee was reconstituted twice as per following:

Date of Re-constitution	Chairman/Members
30.06.2025	1. Smt. Karuna Gopal Vartakavi, Non-official Independent Director– Chairman 2. Shri Shambhu Nath Keshri, Non-official Independent Director – Member 3. Director (Finance) – Member 4. Director (Projects) – Member 5. Director (Technical) - Member
28.03.2026	1. Shri Mahesh Kumar Goyal, Non-official Independent Director – Chairman 2. Shri Shambhu Nath Keshri, Non-official Independent Director – Member 3. Director (Finance) – Member 4. Director (Projects) – Member 5. Director (Technical) - Member

During the year, the Committee met three (3) times Details of meetings & attendance of the Members in these meetings are as under:

Date of Meeting

Sl. No.	Name of the Members	Category	15.04.2025	08.10.2025	25.02.2026
1.	Ms. Karuna Gopal Vartakavi	Non-official Independent Director	✓	✓	✓
2.	Shri Deepak Mhaskey*	Non-official Independent Director	✓	NA	NA
3.	Shri Shambhu Nath Keshri**	Non-official Independent Director	NA	✓	✓
4.	Shr. Sanjay Jindal	Director (Finance)	✓	✓	✓
5.	Shri. Rajiv Agarwal	Director (Technical)	✓	✓	✓
6.	Shri. Rajeev Gupta	Director (Projects)	✓	✓	✓

*ceased as member consequent to reconsititution w.e.f. 30.06.2025

**appointed as member consequent to reconsititution w.e.f. 30.06.2025

vi. Particulars of Senior Management (Executive Director - one level below the Board of Directors) as on 31.03.2026 including the changes therein since the close of previous financial year is given below:

Sl. No.	Name	Designation	Details of change	Effective Date of change
1.	Snigdho Majumdar	Executive Director (CQA & HSSE)		
2.	Rajkumar Rathi	Executive Director (Marketing and Business Development		
3.	Ram Parkash Batra	Executive Director (Finance and Accounts)		
4.	Anurag Sinha	Executive Director (Structural)		
5.	Ayush Mathur	Executive Director (Projects)		
6.	Upendra Kumar Verma	Executive Director (Process)		
7.	E Murugesan	Executive Director (Marketing and Business Development)		
8.	Sreeman Narayana Murthy Dronamraju	Executive Director (Projects)		
9.	Venkata Rama Subramanyam Sripada	Executive Director (Engineering)		
10.	KY Malleshwarappa	Executive Director (COO, Abu Dhabi office)		
11.	Nalin Kumar	Executive Director (Equipment Division)		
12.	Sanjay Kumar Singh	Executive Director (Project)	Promoted as Executive Director	01-07-2025
13.	Gopa Swain	Executive Director (HR)	Promoted as Executive Director	01-07-2025
14.	Anil Kumar	Executive Director (R&D)	Promoted as Executive Director	01-07-2025
15.	Manish Shandilya	Executive Director (Process)	Promoted as Executive Director	01-07-2025
16.	Naveen Parashar	Executive Director (Project)	Promoted as Executive Director	01-07-2025
17.	Neeraj Mathur	Executive Director (SCM-C&P)	Promoted as Executive Director	01-08-2025
18.	Rajiv Ranjan	Executive Director (CEIL)	Promoted as Executive Director	01-09-2025
19.	Smt. Jayati Ghosh	Executive Director	Superannuation	31-08-2025
20.	Asheesh Sengupta	Executive Director	Superannuation	31-07-2025
21.	Alok Singhal	Executive Director	Superannuation	30-09-2025
22.	N S Vasudev	Executive Director	Superannuation	30-09-2025
23.	Mainak Nandi	Executive Director	Superannuation	31-12-2025

vii. Human Resource Committee

HR Committee has been constituted to deal with some specific HR issues including revision in HR Policies and Rules.

As on 31st March, 2026, the HR Committee comprises of Chairman & Managing Director as Chairman, Shri Shambhu Nath Keshri, Shri Mahesh Kumar Goyal, Non-official Independent Directors, Director (Finance), Director (Technical), Director (Projects), Director (Commercial), and Director (HR) as the members of the Committee.

During the year, the Committee was reconstituted twice as per following:

Date of Re-constitution	Chairman/Members
30.06.2025	1. Chairman & Managing Director – Chairman 2. Smt. Karuna Gopal Vartakavi, Non-official Independent Director– Member 3. Shri Deepak Mhaskey, Non-official Independent Director– Member 4. Shri Shambhu Nath Keshri, Non-official Independent Director – Member 5. Director (Finance) – Member 6. Director (Commercial) - Member 7. Director (Projects) – Member 8. Director (Technical) – Member 9. Director (HR) – Member
28.03.2026	1. Chairman & Managing Director – Chairman 2. Shri Mahesh Kumar Goyal, Non-official Independent Director – Member 3. Shri Shambhu Nath Keshri, Non-official Independent Director – Member 4. Director (Finance) – Member 5. Director (Commercial) - Member 6. Director (Projects) – Member 7. Director (Technical) – Member 8. Director (HR) – Member

The Committee met seven (7) times during the year. Details of meetings & attendance of the Members in these meetings are as under:

Date of Meeting

Sl. No.	Name of the Members	Category	16.04.2025	23.04.2025	11.07.2025	26.08.2025	30.10.2025	14.11.2025	06.02.2026
1	Smt. Vartika Shukla	Chairman & Managing Director	✓	✓	✓	✓	✓	✓	✓
2	Smt. Karuna Gopal Vartakavi	Non-official Independent Director	✓	✓	✓	✓	✓	✓	✓
3	Shri Deepak Mhaskey	Non-official Independent Director	✓	✓	✓	✓	✓	✓	✓
4	Shri Shambhu Nath Keshri*	Non-official Independent Director	N.A	N.A	✓	✓	✓	✓	✓
5	Shri Sanjay Jindal	Director (Finance)	✓	✓	✓	✓	✓	✓	✓
6	Shri Atul Gupta	Director (Commercial)	✓	✓	✓	✓	✓	✓	✓
7	Shri Rajiv Agarwal	Director (Technical)	✓	✓	✓	✓	✓	✓	✓
8	Shri S. Balakumar	Director (Projects)	✓	✓	✓	✓	✓	✓	✓
9	Shri Rupesh Kumar Singh	Director (HR)	✓	✓	✓	✓	✓	✓	✓

*appointed as member consequent to reconsititution w.e.f. 30.06.2025

viii. Project Review & Monitoring Committee (PRMC)

The Board of Directors has constituted a Project Review & Monitoring Committee on 27.03.2026 to review & monitor the projects.

As on March 31, 2026, the PRMC comprises of Director (Commercial), Director (Technical), Shri Kapil Verma, Director (Govt. Nominee) as members and Director (Projects) as the member & convenor of the Committee.

ix. Share Transfer Committee

The Company has a Share Transfer Committee in place which deals in tansfer, transmission, issue of share certificate, remat, etc. Presently, the Share Transfer Committee comprises of three Directors viz. Director (Finance), Director (Commercial), and Director (HR). Senior most director is acting as Chairman of the meeting. The Committee met three (3) times during the Financial Year 2025-26.

x. Committee of Functional Directors

The Board of Directors has constituted the Committee of Functional Directors of the Company to deliberate and decide on the matters as per defined scope of the Committee. The Committee is comprising of all the functional Directors headed by C&MD as Chairman. The Committee met 23 times during the Financial Year 2025-26.

4. Subsidiary Companies

The Company is having one wholly owned subsidiary viz. Certification Engineers International Limited (CEIL). CEIL does not fall under the category of "Unlisted Material Subsidiary Company" within the meaning of {(SEBI (Listing Regulations)} and DPE Guidelines on Corporate Governance. The Audit Committee of EIL has reviewed the financial statements and performance of CEIL. The Minutes of the Board Meetings of CEIL have also been placed before the Board Meetings of EIL. The Board of Directors of the Company periodically review the details of all significant transactions and arrangements entered into by CEIL, being un-listed subsidiary Company. The Company has a Policy for Determining Material Subsidiaries which was recently amended on 26.08.2025. The policy has also been posted on the website of the Company at https://www.engineersindia.com/Investor/Landing.

5. General Body Meetings

(i) Annual General Meeting (AGM)

The details of Annual General Meetings held during the last three years are as under:

AGM	Year	Day, Date & Time	Venue	Whether Special Resolution Passed or not
58th	2022-23	Friday, 15.09.2023, 11.00 A.M.	Virtual Meeting through Video Conferencing (VC)/ Other Audio Visual Means (OAVM) (Deemed Venue for Meeting: Registered Office: EIL Bhawan, 1, Bhikaji Cama Place, New Delhi – 110 066)	No
59th	2023-24	Wednesday, 15.09.2024, 11.00 A.M.		No
60th	2024-25	Wednesday, 24.09.2025, 11.00 A.M.		Yes

(ii) No Extra-ordinary General Meeting of the members was held during the financial year 2025-26.

(iii) Postal Ballot: The Company has not conducted any business through Postal Ballot during the Financial Year 2025-26.

6. Means of Communication to the shareholders

a) Financial Results

Quarterly and Annual Audited Financial Results are announced within the time prescribed under the SEBI Listing Regulations. The results are published in leading newspapers like Economic Times (All editions), Business Standard (All editions), Financial Express (All editions), Hindu Business Line (All editions) & Times of India (Delhi) in English and Nav Bharat Times (Delhi) in Hindi. The Financial Results are also hosted on company's website www.engineersindia.com.

b) Investors / Analyst Meet

EIL holds investors / analyst calls after every quarterly results announcement, which is accessible to all investors and general public. Prior intimation of conference calls to discuss financial performance of the Company is given to the stock exchanges and is also hosted on the website of the Company. EIL's Investors Relation Cell also participates in various sell side/broker arranged investor conferences and interacts with investors in one-to-one or group meetings. The Investor Presentation, audio call recordings of the analyst calls and transcript are submitted with the stock exchanges and also uploaded on the Company's website.

c) News Releases

Official Press releases, detail presentations made to analysts, institutional investors, etc. are displayed on the Company's website.

d) Website

The Company's website www.engineersindia.com provides a separate section for investors where relevant information as per Regulation 46 of SEBI Listing Regulations is available.

e) Integrated Annual Report

The Integrated Annual Report is available on the Company's website at www.engineersindia.com. The Notice of the AGM along with Annual Report for Financial Year 2025-26 will be sent only through electronic mode to those Members whose email addresses are registered with the Company/ Depositories in compliance with MCA General Circular No. 03/2025 dated 22.09.2025 and Regulation 36 of SEBI Listing Regulations and a letter providing the web-link, including the exact path, where complete details of the Annual Report is available will be sent to those shareholder(s) whose email id are not registered. In case Members desires to have a physical copy of the same, either may write to us or email on company.secretary@eil.co.in, to enable the Company to dispatch a copy of the same. Please include details of Folio No./DP ID and Client ID and holding details in the said communication.

f) Exclusive email id for redressal of investors' complaint

company.secretary@eil.co.in is exclusive email ID for Investors services.

g) SEBI Complaints Redressal System (SCORES)

SEBI Complaint Redressal System (SCORES) is the investor complaint redressal mechanism in the securities market by making the process more efficient through auto-routing, auto escalation, monitoring by the 'Designated Bodies and reduction of timelines.

7. General Shareholders Information

(i) 61st Annual General Meeting

Day & Date	Friday, 18th September, 2026
Time	11:00 A.M. (IST)
Venue	The Company is conducting AGM through VC / OAVM pursuant to the MCA General Circular No. 03/2025 dated 22.09.2025 (referred to as "MCA" Circular). [Deemed Venue for Meeting: Registered Office: EIL Bhawan, 1, Bhikaji Cama Place, New Delhi–110 066]. For details, please refer to the Notice of this AGM.

(ii) Financial Year

April 1 to March 31 every year.

(iii) Record Date

The Record Date for the purpose of entitlement of Final Dividend for the financial year ended 31st March, 2026 is Thursday, 24th September, 2026.

(iv) Dividend

The Board of Directors of the Company have recommended payment of Final Dividend of ₹ 2.50/- per share (on the face value of ₹ 5/- each) for the Financial Year ended 31st March, 2026 subject to approval of the shareholders in the ensuing AGM. This is in addition to the two Interim Dividends of ₹ 1/- & ₹ 1.50/- per share (on the face value of ₹ 5/- each) paid during the year. With this, the total dividend for the financial year 2025-26 works out to ₹ 5/- per share. Dividend, if approved by the shareholders at the AGM, will be paid within 30 days of declaration at AGM.

(v) E-voting dates

The e-voting commences on Monday, 14th September, 2026 from 9:00 AM (IST) and end on Thursday, 17th September, 2026 at 5:00 PM (IST). The cut-off date for the purpose of determining the shareholders eligible for e-voting, is Friday, 11th September, 2026.

(vi) Listing on Stock Exchanges

The Equity Shares of the Company are listed on two Stock Exchanges in India viz.

a) BSE Limited, Phiroze Jeejeebhoy Towers, Dalal Street, Mumbai - 400 001.

b) National Stock Exchange of India Ltd., Exchange Plaza, 5th floor, Plot No. C/1, G Block, Bandra-Kurla Complex, Bandra (E), Mumbai - 400051.

The Company has paid Listing fees for the Financial Year 2025-26 to the above Stock Exchanges. The Company has also made the payment of Annual fee to National Securities Depository Limited (NSDL) and Central Depository Services (India) Limited (CDSL) for the Financial Year 2025-26.

(vii) Liquidity

EIL shares are actively traded on National Stock Exchange of India Limited and BSE Limited.

(Viii) Dematerialization/Rematerialization of Shares

Shareholding in Demat Mode as on 31.03.2026

Depository	No. of Shares	Percentage
NSDL	205910207	36.64
CDSL	355931649	63.32
Total	**561841856**	**99.96**

The President of India has holding 51.32% of the total shares, in dematerialized form. Out of the balance 48.68% shares held by others, 48.64% are in dematerialized form as on March 31, 2026. The trading in the equity shares of the Company is compulsory in dematerialized segment as per Notification issued by the Securities and Exchange Board of India.

Dematerialized/Rematerialized for the period from 01.04.2025 to 31.03.2026.

	NSDL		CDSL	
	No. of Shares	Percentage	No. of Shares	Percentage
Dematerialized	19651	0.0095	282	0.00007
Rematerialized	-		-	
Total	**19651**		**282**	

(ix) Distribution of Shareholding as on March 31, 2026.

The shareholding in EIL by major categories of Shareholders as at the end of March 31, 2026 is presented hereunder:

a. Shareholding Pattern

S. No.	Category of Shareholders	No. of Shares held	% of Total
1.	PROMOTERS	288458584.00	51.32
2.	INDIVIDUALS	125150855.00	22.27
3.	MUTUAL FUND	59382702.00	10.57
4.	FOREIGN PORTFOLIO - CORP.	54288020.00	9.66
5.	INSURANCE COMPANIES	8178645.00	1.46
6.	DOMESTIC COMPANIES	10482373.00	1.87
7.	HUF	5737155.00	1.02
8.	NRI REP	3721869.00	0.65
9.	NRI NON REP	2841506.00	0.51
10.	LIMITED LIABILITY PARTNERSHIP (LLP)	1764053.00	0.31
11.	CLEARING MEMBERS	570857.00	0.10
12.	ALTERNATIVE INVESTMENT FUND	923931.00	0.16
13.	INVESTOR EDUCATION AND PROTECTION FUND	226183.00	0.04
14.	TRUSTS	84668.00	0.02
15.	CENTRAL GOVERNMENT	225065.00	0.04
16.	DIRECTORS RELATIVE	4713.00	0.00
17.	OTHER BANK	689.00	0.00
18.	FOREIGN NATIONAL /ENTITY	400.00	0.00
19.	FINANCIAL INSTITUTIONS	105.00	0.00
		562042373	**100**

b. Distribution Schedule

S. No	Category	No. of Shareholders	% To Total Shareholders	No. of Shares	% of Total Shares
1.	1-500	375906	89.17	38099981	6.78
2.	501-1000	24268	5.76	18702785	3.33
3.	1001-2000	11422	2.71	16828667	2.99
4.	2001-3000	4003	0.95	10108174	1.80
5.	3001-4000	1554	0.37	5562928	0.99
6.	4001-5000	1240	0.29	5825950	1.04
7.	5001-10000	1885	0.45	13602404	2.42
8.	10001 and above	1286	0.31	453311484	80.65
	Total	**421564**	**100.00**	**562042373**	**100.00**

(x) Registrar to an Issue & Share Transfer Agent (RTA)

M/s Alankit Assignments Limited acting as Registrar and Share Transfer Agent (RTA) for handling all matters relating to the shares of EIL (both physical as well as demat mode). All matters relating to the shares of the Company such as transmission, dematerialization, rematerialisation, dividend, change of address etc. and related correspondence and queries may be addressed to: -

M/s Alankit Assignments Limited
205-208, Anarkali Complex, Jhandewalan Extension
New Delhi-110055
Tel No.: 011-42541234
Fax No.: 011-42541201
Email: rta@alankit.com
Website: www.alankit.com

(xi) Share Transfer System

In terms of Regulation 40(1) of the SEBI Listing Regulations, as amended from time to time, the requests for effecting transfer of securities shall not be processed unless the securities are held in the dematerialised form and Transmission or transposition of securities held in physical or dematerialised form shall be effected only in dematerialised form

Pursuant to SEBI Master Circular dated February 06, 2026, the listed companies shall issue the securities in dematerialized form only, while processing any service requests from shareholders viz., issue of duplicate share certificates, Claim from Unclaimed Suspense Account, endorsement, transmission, transposition, etc.

To facilitate ease of investing for investors and to secure their rights in the securities purchased by them, in line with SEBI Circular dated July 02, 2025, a special window was opened for a period of six months from July 07, 2025 till January 06, 2026 for re-lodgement of transfer deeds of physical securities which were lodged prior to April 01, 2019 and rejected/returned/not attended to due to deficiency in the documents/process/or otherwise. SEBI vide Circular dated 30.01.2026 has opened another special window for a period of one year from February 05, 2026 to February 04, 2027 for transfer & dematerialization of Physical securities which were sold/purchased prior to 01.04.2019. The shares credited under this mechanism shall remain under one year lock-in during which they cannot be transferred, lien marked or pledged.

(xii) Norms for furnishing of PAN, KYC, Bank details and Nomination

Shareholders holding shares in physical mode can update their KYC details i.e. (i) PAN (ii) Contact details (address, mobile no. & e-mail ID) (iii) Specimen Signature (iv) Bank details (Bank & Branch name, account no., MICR and IFSC) (v) Choice of Nomination with the RTA/ Company. The relevant forms for registering/updating KYC details are available at https://www.engineersindia.com/Investor/Landing or RTA website.

(xiii) Online Dispute Resolution Mechanism (ODR Portal)

A common ODR Portal (https://smartodr.in/login) has been established by SEBI to raise disputes arising in the Indian Securities Market. Post exhausting the option to resolve their grievances through RTA or the Company or SCORES platform, the investors can initiate dispute resolution through the ODR Portal.

The Company has registered itself with ODR portal as prescribed in the circular and the link to Login To 'Smart ODR Portal' is available on the website of the Company at https://engineersindia.com/Investor/Landing.

(xiv) Demat Suspense Account

Details of unclaimed shares in respect of EIL FPO-2010 and FPO-2013 are furnished below: -

Opening Balance as on 01.04.2025		Shareholders approached for Transfer of shares from Suspense Account during 2025-26		Shareholders to whom shares were transferred from Suspense Account during 2025-26		Closing Balance as on 31.03.2026	
CASES	SHARES	CASES	SHARES	CASES	SHARES	CASES	SHARES
7	1154	0	0	0	0	7	1154

The voting rights on the shares mentioned in the closing balances as stated above shall remain frozen till the rightful owner of such shares claims the shares.

(xv) Registered & Head Office

Engineers India Bhawan, 1, Bhikaji Cama Place,
New Delhi – 110066
CIN: L74899DL1965GOI004352
Tel: 011-26762121
Email: eil.mktg@eil.co.in | Website: www.engineersindia.com

(xvi) Regional Offices / Branch Office / Overseas Offices

List of Regional Offices / Branch Office / Overseas Offices are given in back cover of annual report.

(xvii) Statutory Auditors

DATTA SINGLA & CO.
Chartered Accountants
409, 4th Floor, Sethi Bhawan
Rajendra Place, Delhi – 110008
Tel. No: +91 (0) 011-43008642

(xviii) Address for correspondence

All correspondence relating to the shares of the Company should be sent to the Company's RTA as mentioned in Item 7 (x) till further communication from the Company.

8. Other Disclosures:

a) Related Party Transactions: The Company has a Policy on "Materiality of Related Party Transactions and dealing with Related Party Transactions" in line with {(SEBI (Listing Regulations)}. The same is posted on the website of the Company at https://www.engineersindia.com/Investor/Landing. As per Regulation 23(9) of SEBI Listing Regulations, the Company is also disclosing Related Party Transactions on consolidated basis on half yearly basis to Stock Exchanges. Further, suitable disclosure as required by the Accounting Standard (Ind AS-24) has been made in the notes to the Financial Statements.

b) Accounting Treatment: The Financial statements have been prepared in accordance with the Indian Accounting Standards and as per generally accepted accounting principles.

c) Proceeds from Public Issues, Right Issues and Preferential Issues: The Company has not raised any money through Public Issue, Right Issues or any Preferential Issues during the financial year 2025-26.

d) Details of transactions between the Company and its subsidiaries, associates, key managerial personnel during the year 2025-26 are given in Note No. 38 to the Annual Accounts for the year ended 31st March, 2026. These transactions do not have any potential conflict with the interests of the Company at large.

e) There were no penalties or strictures imposed on the Company by any Statutory authorities for non-compliance on any matter related to capital markets, during the last three years except the following:

NSE and BSE has imposed fines as per SEBI Circular No. SEBI/HO/CFD/PoD2/CIR/P/0155 dated November 11, 2024 for non-compliance of certain provisions of SEBI Listing Regulations. As the non-compliance was purely beyond the control of the Company, representation was made to stock exchanges for waiver of fines.

Simultaneously, the same was informed to the Board and communicated to the Administrative Ministry for appointment of required number of Independent Directors on the Board of the Company in compliance with SEBI Listing Regulations. Details of fines imposed during FY 2025-26 and status of waiver is given below:

NSE			BSE		
Quarter ended	**Regulation under Non-Compliances made**	**Amount of Fine in ₹**	**Quarter ended**	**Regulation under Non-Compliances made**	**Amount of Fine in Rs.**
June, 2025	17 (1)	5,36,900	December, 2024	17 (1)	5,36,900
September, 2025	17 (1)	5,42,800	September, 2025	17 (1)	5,42,800
December, 2025	17 (1)	5,42,800	December, 2025	17 (1)	5,42,800
March, 2026	17 (1)	5,31,000	March, 2026	17 (1)	5,31,000

f) The Company has in place a Vigil Mechanism/Whistle Blower Policy and no personnel has been denied access to the Audit Committee. The details of the same have also been posted on the website of the Company.

g) The Company has complied with all mandatory requirements of SEBI Listing Regulations and DPE Guidelines on Corporate Governance for CPSEs except some of the provisions of Corporate Governance in the absence of required number of Independent Directors during the FY 2025-26 with respect to composition of Board, absence of woman director w.e.f. 28.03.2026 and Performance Evaluation of Independent Directors as required by Regulation 17 of SEBI Listing Regulations, 2015.

h) During the preceding three years, the Company received one Presidential Directive regarding the Review of affordability of CPSE for continued implementation of pay revision of Board level and below Board-level executives as per DPE guidelines. The Directive was duly complied with by the Company.

i) Director(s) are nominated on training programmes and they have also attended various seminars/conferences from time to time.

j) No Expenditures were debited in the Books of Accounts during the financial year 2025-26 which are not for the purposes of the Business.

k) No expenses had been incurred which were personal in nature and incurred for the Board of Directors and the top Management.

l) The administrative and office expenses are 4.55% of the total expenses in the financial year 2025-26 as against 5.71% during the financial year 2024-25.

m) Details of utilization of funds raised through preferential allotment or qualified institutions placement as specified under Regulation 32 (7A) of Listing Regulations-N.A.

n) List of all credit ratings obtained by the Company for mobilization of funds -N.A.

o) The Board of Directors have also confirmed that based on declaration received from Independent Directors that in the opinion of the Board, the Independent Director(s) fulfil the conditions specified in the SEBI Listing Regulations and are independent of the management.

p) The Company has obtained Directors' and Officers' Liability Insurance Coverage in respect of any legal action that might be initiated against Directors/ Officers of the Company.

q) CEO/CFO Certification: The CEO and Director (Finance) & CFO have given the certificate to the Board as well as disclosed the required information to the Statutory Auditors and the Audit Committee in terms of SEBI Listing Regulations, 2015 and DPE Guidelines on Corporate Governance for CPSEs. The said certificate is annexed and forms part of the Annual Report.

r) A compliance certificate from M/s Datta Singla & Co., Statutory Auditors, pursuant to the requirements of Schedule V to the SEBI Listing Regulations regarding compliance of conditions of Corporate Governance is attached.

s) In the Current Financial Year, there has been no instance where Board has not accepted the recommendation of any Committee which is mandatorily required.

t) Disclosures in relation to the Sexual Harassment of Women at Workplace (Prevention, Prohibition and Redressal) Act, 2013:

i) Number of complaints filed during the financial year: 1

ii) Number of complaints disposed of during the financial year: 0

iii) Number of complaints pending as at end of the financial year: 1

u) Disclosures regarding commodity price risk or foreign exchange risk and hedging activities are given in Note No.35 of the Notes to the Annual Accounts for the year ended 31st March, 2026.

v) The Company does not have any material subsidiary as defined in SEBI Listing Regulations.

w) Disclosure of certain types of agreements binding the company (clause 5A of paragraph A of Part A of Schedule III of SEBI Listing Regulations): There are no agreements impacting management or control of the company or imposing any restriction or create any liability upon the company.

x) Total fees for all services paid by the Company and its subsidiaries, on a consolidated basis, to the Statutory Auditor is as under:

(₹ in lakhs)

Particulars	For 2025-26	For 2024-25
For Audit	23.45	23.75
For Tax Audit	4.15	4.15
Others	13.62	17.39
Total	**41.22**	**45.29**

y) The Company has not adopted any discretionary requirement as specified under Schedule II (Part E) of SEBI (Listing Obligations and Disclosure Requirements) Regulations, 2015.

z) Particulars of Directors seeking appointment / reappointment at the 61st Annual General Meeting have been provided in the Notice of the Annual General Meeting.

CHAIRMAN & MANAGING DIRECTOR (C&MD) AND CHIEF FINANCIAL OFFICER (CFO) CERTIFICATION

We Praveen M. Khanooja, C&MD and Sanjay Jindal, Director (Finance) & CFO of Engineers India Limited certify that:

A. We have reviewed Financial Results for the quarter & year ended 31st March 2026 and that to the best of our knowledge and belief:

(1) these results do not contain any materially untrue statement or omit any material fact or contain statements that might be misleading;

(2) these results together present a true and fair view of the Company's affairs and are in compliance with existing accounting standards, applicable laws and regulations.

B. There are, to the best of our knowledge and belief, no transactions entered into by the Company during the quarter and year which are fraudulent, illegal or violative of the Company's Code of Conduct.

C. We accept responsibility for establishing and maintaining internal controls for financial reporting and that we have evaluated the effectiveness of internal control systems of the Company pertaining to financial reporting and we have disclosed to the auditors and the audit committee, deficiencies in the design or operation of such internal controls, if any, of which we are aware and the steps we have taken or propose to take to rectify these deficiencies.

D. We have indicated to the Auditors and the Audit Committee:

(1) Significant changes in internal control over financial reporting during the quarter & year;

(2) Significant changes in Accounting Policies during the quarter & year and that the same have been disclosed in the Notes to the Financial Results; and

(3) Instances of significant fraud of which we have become aware and the involvement therein, if any, of the management or an employee having a significant role in the Company's internal control system over financial reporting.

	Sd/-	Sd/-
Place: New Delhi	**(Sanjay Jindal)**	**(Praveen M. Khanooja)**
Date: May 21, 2026	Director (Finance) & CFO	C&MD

Independent Auditors' Certificate on Corporate Governance

To,
THE MEMBERS OF **ENGINEERS INDIA LIMITED**

1. We have examined the compliance of conditions of Corporate Governance by ENGINEERS INDIA Limited ("the Company") for the financial year ended March 31, 2026, as stipulated in SEBI (Listing Obligations and Disclosure Requirements) Regulations, 2015 ("Listing Regulations") (as amended) and Guidelines on Corporate Governance for Central Public Sector Enterprises (CPSEs), issued by the Department of Public Enterprises (DPE), Ministry of Finance, Government of India.

Managements' Responsibility

2. The compliance of conditions of Corporate Governance is the responsibility of the Management. This responsibility includes the design, implementation and maintenance of internal control and procedures to ensure the compliance with the conditions of the Corporate Governance stipulated in Listing Regulations.

Auditor's Responsibility

3. Our examination has been limited to review of the procedures and implementation thereof, adopted by the Company, for ensuring the compliance with the conditions of Corporate Governance. It is neither an audit nor an expression of opinion of financial statements of the Company.

4. We have examined the books of account and other relevant records and documents maintained by the Company for the purposes of providing reasonable assurance on the compliance with Corporate Governance requirements by the Company.

5. We have carried out an examination of the relevant records of the Company in accordance with the Guidance Note on Certification of Corporate Governance issued by the Institute of the Chartered Accountants of India (the 'ICAI'), the Standards on Auditing specified under section 143(10) of the Companies Act, 2013, in so far as applicable for the purpose of this certificate and as per the Guidance Note on Reports or Certificates for Special Purposes issued by the ICAI which requires that we comply with the ethical requirements of the Code of Ethics issued by the ICAI.

6. We have complied with the relevant applicable requirements of the Standard on Quality Control (SQC) 1, Quality Control for Firms that Perform Audits and Reviews of Historical Financial Information, and Other Assurance and Related Services Engagements.

Opinion

7. In our opinion and to the best of our information and according to the explanations given to us, we certify that as on March 31, 2026, the Company was in compliance with the requirement of Corporate Governance as stipulated in Listing Regulations and Guidelines on Corporate Governance for CPSEs, except for:

(i) Appointment of requisite number of independent directors for the period 1st April 2025 to 31st March, 2026 and women director for the period from 28th March to 31st March 2026. Due to such non-compliances, Bombay Stock Exchange (BSE) and National Stock Exchange (NSE) each had levied fine of ₹ 16.22 Lakhs including GST till the quarter ended December, 2025.

(ii) The number of Functional Directors exceed 50% of the actual strength of the Board from 01.04.2025 to 18.06.2025 and from 28.03.2026 to 31.03.2026.

(iii) The performance evaluation of independent directors has not been carried out by company.

8. We further state that such compliance is neither an assurance as to the future viability of the Company nor the efficiency or effectiveness with which the management has conducted the affairs of the Company.

For **Datta Singla & Co.**
Chartered Accountants
Firm's Registration No.: 006185N

Sd/-
Vishakha Harit
Partner
Membership No.:096919
UDIN:26096919PCLBAE4189

Place: New Delhi
Date: 08th June 2026

SECRETARIAL AUDIT REPORT

FOR THE FINANCIAL YEAR ENDED 31ST MARCH, 2026
[Pursuant to section 204(1) of the Companies Act, 2013 and rule 9 of the Companies (Appointment and Remuneration of Managerial Personnel) Rules, 2014]

To
The Members,
Engineers India Limited ("EIL")
Engineers India Bhawan,
1, Bhikaji Cama Place, New Delhi-110066.

We have conducted the secretarial audit of the compliance of applicable statutory provisions and the adherence to good corporate practices by Engineers India Limited (CIN: L74899DL1965GOI004352) (hereinafter called the 'Company'). Secretarial Audit was conducted in a manner that provided us a reasonable basis for evaluating the corporate conducts/ statutory compliances and expressing our opinion thereon.

A. Based on our verification of the Company's books, papers, minute books, forms and returns filed and other records maintained by the company and also the information provided by the Company, its officers and authorized representatives during the conduct of secretarial audit, we hereby report that in our opinion, the Company has, during the audit period covering the financial year ended on 31st March, 2026 (Audit Period) complied with the statutory provisions listed hereunder and also that the Company has proper Board processes and compliance mechanism in place to the extent, in the manner and subject to the reporting made hereinafter:

B. We have examined the books, papers, minute books, forms and returns filed and other records maintained by the Company for the financial year ended on 31st March 2026 according to the provisions of:

(i) The Companies Act, 2013 ('the Act') and the rules made thereunder;

(ii) The Securities Contracts (Regulation) Act, 1956 ('SCRA') and the rules made there under;

(iii) The Depositories Act, 1996 and the Regulations and Bye Laws framed there under to the extent of Regulation 76 of the Securities and Exchange Board of India (Depositories and Participant) Regulations, 2018;

(iv) Foreign Exchange Management Act, 1999 and the rules and regulations made there under to the extent of Foreign Direct Investment, Overseas Direct Investment and External Commercial Borrowings, to the extent applicable;

(v) The following Regulations and Guidelines prescribed under the Securities and Exchange Board of India Act, 1992 ('SEBI Act'), to the extent applicable:

a) Securities and Exchange Board of India (Listing Obligations and Disclosure Requirement) Regulations, 2015 and Amendments thereof;

b) Securities and Exchange Board of India (Issue of Capital and Disclosure Requirements), Regulations 2018 (No such event during Audit Period);

c) Securities and Exchange Board of India (Substantial Acquisition of Shares and Takeovers) Regulations, 2011 and amendment thereof;

d) Securities and Exchange Board of India (Buyback of Securities) Regulations, 2018 and amendment thereof (No such event during Audit Period);

e) Securities and Exchange Board of India (Share Based Employee Benefits and Sweat Equity) Regulations, 2021 (No such event during Audit Period);

f) Securities and Exchange Board of India (Issue and Listing of Non-Convertible Securities) Regulations, 2021 and amendments thereof (No such event during Audit Period);

g) Securities and Exchange Board of India (Prohibition of Insider Trading) Regulations, 2015 and amendment thereof;

h) Securities and Exchange Board of India (Delisting of Equity Shares) Regulations, 2021 (No such event during Audit Period);

i) The Securities and Exchange Board of India (Registrars to an Issue and Share Transfer Agents) Regulations, 1993 (upto 14" December, 2025) and The Securities and Exchange Board of India (Registrars to an Issue and Share Transfer Agents) Regulations, 2025 (from 15" December, 2025) regarding the Act and dealing with client to the extent of securities issued.

(vi) Guidelines on Corporate Governance for Central Public Sector Enterprises (CPSEs), 2010 issued by Department of Public Enterprises ('DPE Guidelines').

(vii) We further report that, having regards to the compliance system prevailing in the Company for the specifically applicable laws to the Company as identified by the Management, are being verified on the basis of periodic certificate under internal Compliance system submitted to the Board of Directors of the Company.

C. We have also examined compliance with the applicable clauses of the following:

(i) Secretarial Standards ('SS') with regard to Meetings of the Board of Directors (SS-1) and General Meetings (SS-2) issued by The Institute of Company Secretaries of India.

(ii) Listing Agreements entered by the Company with the National Stock Exchange of India Limited (NSE) and the BSE Limited.

D. During the period under review, the Company has generally complied with the provisions of the Act, Rules, Regulations, Guidelines, Standards, etc. mentioned above subject to the following observation:

(i) The composition of the Board was not in compliance with Regulation 17(1)(b) of the SEBI (LODR) Regulations, 2015 and Clause 3.1.4 of the DPE Guidelines during the audit period. In addition, compliance with the following provisions was not maintained during the periods indicated below:

a) Section 149(4) of the Act: from 01.04.2025 to 20.05.2025 and from 28.03.2026 to 31.03.2026;

b) Clause 3.1.2 of the DPE Guidelines: from 01.04.2025 to 18.06.2025 and from 28.03.2026 to 31.03.2026; and

c) Section 149(1) of the Act and Regulation 17(1)(a) of the SEBI (LODR) Regulations, 2015: from 28.03.2026 to 31.03.2026.

(ii) The Company did not undertake the performance evaluation of Independent Directors during the year under review as per Regulation 17(10) of LODR.

As per the information and explanation provided by the Company, EIL is a Public Sector Undertaking (Government Company) and the appointment of Directors, both Executive and Non-Executive are made by the Government of India. However, the Company has been pursuing the matter with MoPNG for filling the vacant position of Independent Directors.

During the Audit Period the NSE and BSE each have levied fine(s) for non compliance of Regulation 17(1), and as per the information and explanation provided by the management, the Company has made submissions to NSE and BSE to waive off the fine imposed.

E. **We further report that**

(i) The Board of Directors of the Company is duly constituted with proper balance of Executive Directors and Non-Executive Directors except as enumerated in para D(i) above regarding Independent Directors and Woman Director. The changes in the composition of the Board of Directors that took place during the period under review were carried out in compliance with the provisions of the Act.

(ii) Adequate notice is given to all Directors to schedule the Board/ Committee Meetings, agenda and detailed notes on agenda were sent at least seven days in advance, and where notice/ agenda for Board/ Committee Meetings was circulated at shorter notice, the same is done in due compliance with the applicable provisions of law, and a system exists for seeking and obtaining further information and clarifications on the agenda items before the meeting and for meaningful participation at the meeting.

(iii) All decisions at Board Meetings and Committee Meetings are carried out by majority as recorded in the minutes of the meetings of the Board of Directors or Committee of the Board, as the case may be.

F. We further report that based on the information provided and review of compliance reports taken on record by the Board of Directors of the Company, in our opinion, there are adequate systems and processes in the Company commensurate with the size and operations of the company to monitor and ensure compliance with applicable laws, rules, regulations and guidelines.

G. We further report that based on the information provided, there were no specific events/actions having a major bearing on the Company's affairs in pursuance of the above referred laws during the audit period.

Note:

This report is to be read with our letter of even date which is annexed as "Annexure A" and forms an integral part of this report.

Annexure – 'A'

To

The Members,
Engineers India Limited

Our report of even date is to be read along with this letter.

1. Maintenance of secretarial record is the responsibility of the management of the Company. Our responsibility is to express an opinion on these secretarial records based on our audit.

2. We have followed the audit practices and processes as were appropriate to obtain reasonable assurance about the correctness of the contents of secretarial records. The verification was done on test basis to ensure that correct facts are reflected in secretarial record. We believe that the process and practices, we followed provide a reasonable basis for our opinion.

3. The compliance of the provisions of corporate and other applicable laws, rules, regulations, standards is the responsibility of management. Our examination was limited to the verification of procedures on test check basis.

4. Our Audit examination is restricted only upto legal compliances of the applicable laws to be done by the Company, we have not checked the practical aspects relating to the same.

5. We have not verified the correctness and appropriateness of financial records and Books of Accounts of the company as well as correctness of the values and figures reported in various disclosures and returns as required to be submitted by the Company under the specified laws, though we have relied to a certain extent on the information furnished in such returns.

6. The compliance by the Company of applicable financial laws such as direct and indirect tax laws has not been reviewed in this Audit since the same have been subject to review by statutory auditors and other designated professionals and the contents of this Report has to be read in conjunction with and not in isolation of the observations, if any, in the report(s) furnished/to be furnished by any other auditor(s)/agencies/authorities with respect to the Company.

7. Due to the inherent limitations of an audit including internal, financial, and operating controls, there is an unavoidable risk that some misstatements or material non compliances may not be detected, even though the audit is properly planned and performed in accordance with audit practices.

8. Wherever required, we have obtained the management representation about the compliance of laws, rules and regulations and happening of events, etc.

9. The Secretarial Audit Report is neither an assurance as to future viability of the Company nor of the efficacy or effectiveness with which the management has conducted the affairs of the Company.

For V**AP & Associates**
Company Secretaries
FRN: P2023UP098500
Peer Review No: 7629/2026

Sd/-
Parul Jain
Managing Partner
M. No. F8323
C.P. No. 13901
UDIN: F008323H000588364

Date: 05.06.2026
Place: Ghaziabad

Management replies on qualified observations of Secretarial Auditors' Report for FY 2025-26

Para No.	Qualified Observations of Secretarial Auditors' Report	Management Replies
D(i)	The composition of the Board was not in compliance with Regulation 17(1)(b) of the SEBI (LODR) Regulations, 2015 and Clause 3.1.4 of the DPE Guidelines during the audit period. In addition, compliance with the following provisions was not maintained during the periods indicated below: a) Section 149(4) of the Act: from 01.04.2025 to 20.05.2025 and from 28.03.2026 to 31.03.2026; b) Clause 3.1.2 of the DPE Guidelines from 01.04.2025 to 18.06.2025 and from 28.03.2026 to 31.03.2026; and c) Section 149(1) of the Act and Regulation 17(1)(a) of the SEBI (LODR) Regulations, 2015: from 28.03.2026 to 31.03.2026.	In terms of Clause 92 of the Articles of Association of the Company, the President of India is empowered to appoint the Chairman & Managing Director (C&MD), Functional Directors, and Government Nominee Directors on the Board of the Company. Against the sanctioned strength of six (6) Functional Directors and two (2) Govt. Nominee Directors, the Company requires the appointment of eight (8) Independent Directors, including at least one (1) woman Independent Director in compliance with Section 149 of the Companies Act, 2013, and Regulation 17 of the SEBI (LODR) Regulations, 2015. Against the same, there is a shortfall in the required number of Independent Directors. Detailed disclosures regarding shortfall in the position of director is provided in the Corporate Governance Report accompanying this Annual Report. The Company has been pursing with the Ministry to fill up the requisite number of non-official Independent Directors to comply with the aforesaid provisions.
D (ii)	The Company did not undertake the performance evaluation of Independent Directors during the year under review as per Regulation 17(10) of LODR.	EIL is a Public Sector Undertaking (Government Company) and the appointment of Directors, both Executive and Non-Executive are made by the Government of India. Therefore, the Company has not laid down any criteria for performance evaluation of the Independent Directors and the Board. However, regular inputs on performance of Independent Directors are being provided to the Administrative Ministry as well as Department of Public Enterprises (DPE). Based on declaration received declaration from the Independent Directors, the Board is of the opinion that the Independent Directors fulfil the conditions specified confirming that they meet the criteria of independence as prescribed under Section 149(6) of the Companies Act, 2013 read with Regulation 16(1)(b) of the SEBI Listing Regulations. In terms of Regulation 25(8) of the SEBI Listing Regulations and that they are independent of the management.

For and on behalf of the Board of Directors

Sd/-

Atul Gupta

Chairman and Managing Director & Addl. Charge Director (Commercial)

Place: New Delhi
Date: 21.08.2026

CERTIFICATE OF NON-DISQUALIFICATION OF DIRECTORS

(Pursuant to Regulation 34(3) and Schedule V Para C clause (10)(i) of the SEBI (Listing Obligations and Disclosure Requirements) Regulations, 2015)

To
The Members of
Engineers India Limited,
Engineers India Bhawan,
1, Bhikaji Cama Place, New Delhi – 110066.

We have examined the relevant registers, records, forms, returns and disclosures received from the Directors of **Engineers India Limited** having **CIN: L74899DL1965GOI004352** and having registered office at **Engineers India Bhawan, 1, Bhikaji Cama Place, New Delhi-110066** (hereinafter referred to as 'the Company'), produced before us by the Company for the purpose of issuing this Certificate, in accordance with Regulation 34(3) read with Schedule V Para-C Sub clause 10(i) of the Securities & Exchange Board of India (Listing Obligations and Disclosure Requirements) Regulations, 2015.

In our opinion and to the best of our information and according to the verifications (including Directors Identification Number (DIN) status at the portal www.mca.gov.in) as considered necessary and explanations/ representations furnished to us by the Company and its Directors/ officers, we hereby certify that none of the Directors on the Board of the Company as stated below for the Financial Year ending on 31st March, 2026 have been debarred or disqualified from being appointed or continuing as Directors of companies by the Securities and Exchange Board of India, Ministry of Corporate Affairs, or any such other Statutory Authority:

Sr. No.	Name of Director	DIN	Original Date of appointment in Company
1.	Shri Praveen M. Khanooja	09746472	01/03/2026
2.	Shri Kapil Verma	09056466	19/06/2025
3.	Shri Shambhu Nath Keshri	11116634	21/05/2025
4.	Shri Mahesh Kumar Goyal	03153793	16/05/2025
5.	Shri Rupesh Kumar Singh	10879433	20/12/2024
6.	Shri Subhas Balakumar	10411610	14/11/2024
7.	Shri Arun Kumar	10627518	14/05/2024
8.	Shri Rajiv Agarwal	09748894	26/09/2022
9.	Shri Atul Gupta	09704622	16/08/2022
10.	Shri Sanjay Jindal	09223617	10/06/2022

Ensuring the eligibility of the appointment/ continuity of every Director on the Board is the responsibility of the management of the Company. Our responsibility is to express an opinion on these based on our verification. This certificate is neither an assurance as to the future viability of the Company nor of the efficiency or effectiveness with which the management has conducted the affairs of the Company.

For **VAP & Associates**
Company Secretaries
FRN: P2023UP098500
Peer Review No: 7629/2026

Sd/-
Parul Jain
Managing Partner
M. No. F8323
CP No. 13901
UDIN: F008323H000650701

Place: Ghaziabad
Date:18.06.2026

Financial
Statements

Independent Auditor's Report

TO
THE MEMBERS OF
ENGINEERS INDIA LIMITED

Report on the Audit of Standalone Financial Statements

Opinion

1. We have audited the accompanying Standalone Financial Statements of **ENGINEERS INDIA LIMITED** ("the Company"), which comprise the Balance Sheet as at 31st March 2026, the statement of Profit and Loss (including other comprehensive income), the Statement of Changes in Equity and Statement of Cash Flow for the year then ended, and a summary of material accounting policies and other explanatory information (hereinafter referred to as "the Standalone Financial Statements") which include two joint operations accounted for on proportionate basis.

2. In our opinion and to the best of our information and according to the explanations given to us, the aforesaid Standalone Financial Statements give the information required by the Companies Act, 2013 ("the Act") in the manner so required and give a true and fair view in conformity with the Indian Accounting Standards prescribed under section 133 of the Act read with the Companies (Indian Accounting Standards) Rules, 2015, as amended, ("Ind As"), and other accounting principles generally accepted in India, of the state of affairs of the Company as at 31 March 2026, the profit and total comprehensive income, changes in equity and its cash flows for the year ended on that date.

Basis for Opinion

3. We conducted our audit of Standalone Financial Statements in accordance with the Standards on Auditing ("SAs") specified under section 143(10) of the Act. Our responsibilities under those Standards are further described in the Auditor's Responsibilities for the Audit of the Standalone Financial Statements section of our report. We are independent of the Company in accordance with the Code of Ethics issued by the Institute of Chartered Accountants of India ("ICAI") together with the ethical requirements that are relevant to our audit of the Standalone Financial Statements under the provisions of the Act and the Rules made there under, and we have fulfilled our other ethical responsibilities in accordance with these requirements and the ICAI's Code of Ethics. We believe that the audit evidence we have obtained is sufficient and appropriate to provide a basis for our opinion on the Standalone Financial Statements.

Emphasis of Matter Paragraph

4. a) We draw reference to Note 49 of Standalone Financial Statements related to contractor's claim ₹ 40960.75 Lakh and counter claim by company ₹ 12907.15 Lakh, in litigation pending with Hon'ble Supreme Court in respect of termination of contract by company in 2016.

   b) We draw reference to Note 48(b) of Standalone Financial Statements related to revenue accounted for in FY 2024-25 ₹ 128.91 crores related to variable consideration which includes ₹ 86.33 crores in respect of a Job. The Company recognized revenue of ₹ 86.33 Crores against a change order claim raised by the Company on HRRL (Client) towards additional site efforts for the period 01.04.2024 to 31.12.2024 amounting to ₹ 98.82 Crore, based on management's assessment and correspondence received from the client indicating that the claim had been taken cognizance of and was under consideration, subject to necessary approvals. The related costs were already incurred and included in the project cost estimates. The said amount recognised as revenue has been included under Unbilled Revenue / Contract Asset, and since the change order has not been formally issued/approved by the client, no bill has been raised by the Company in respect of the said claim. During the year, company has recognized revenue of ₹ 5.01 crores in respect of variable consideration which includes ₹ 3.10 crores in respect of this Job.

   As per Ind AS 115 – Revenue from Contracts with Customers, paragraph 18, a contract modification exists only when the parties approve a modification that creates new or changes existing enforceable rights and obligations, and where such modification is not approved, the entity is required to continue applying the Standard to the existing contract until the contract modification is approved.

Earlier the client has stated that the claim will be reviewed as per contractual provisions through an empowered committee and shall be suitably addressed and settled based on recommendations and budget approvals. Latest, the client has agreed in-principle to claim and issue revised purchase order in due course. However, as on date, the said change order claim remains unapproved and unsettled and no formal contract modification / change order approval has been received from the client.

Additionally, the Company's earlier change order claims pertaining to prior periods have also not been approved, which continues to increase the uncertainty regarding ultimate acceptance and realization of the change order claim.

Since approval and settlement of the change order is dependent on the client's review and decision, which is outside the Company's control, the uncertainty relating to acceptance and collectability continues to remain unresolved.

Accordingly, the collectability / realisation of the aforesaid unbilled revenue (contract asset) continues to be subject to significant uncertainty and remains dependent upon final approval, receipt of formal change order and settlement of the change order claim by the client. The non confirmation/ non receipt of change order has not been disclosed appropriately in notes to financial statements.

c) We draw attention to Note No. 14 to the Standalone Financial Statements related to Trade Receivable which includes ₹ 59.43 crores (including foreign exchange gain of ₹ 17.05 crores) relating to an overseas client (Angola). The company issued invoice during FY 2016-17 for ₹ 42.38 crores and recognized corresponding Contract Liability (Income received in advance) of ₹ 42.38 crores. The amount has remained outstanding for more than three years. The said amount was classified as "Undisputed Trade Receivables – considered good". Till date, company has recognized foreign currency translation gain of ₹ 17.05 crore on above said amount and created allowance for expected credit loss of equivalent amount.

During the year, the Company has reclassified the aforesaid trade receivable from 'considered good' to 'doubtful' and created allowance for expected credit losses of ₹ 42.38 crores against the same by offsetting / adjusting the corresponding contract liability.

Further, the Comptroller and Auditor General of India (CAG), in its supplementary audit report for FY 2024-25, had highlighted that as per the Expected Credit Loss (ECL) methodology followed by the Company, trade receivables outstanding for more than three years are considered credit impaired and require 100% provisioning in accordance with Ind AS 109. The CAG had also observed that invoicing indicates that the performance obligation has likely been satisfied and the trade receivable represents an unconditional right to consideration and accordingly, revenue should be recognized in compliance with Ind AS 115, and recognition of contract liability in absence of any further obligation is not appropriate.

In view of the above, the accounting treatment adopted by the Company continues to have a significant impact on presentation and disclosure of revenue and allowance for expected credit losses (expense) and remains subject to appropriate accounting and disclosure in accordance with applicable Ind AS.

Our opinion is not modified in respect of above matters.

Key Audit Matters

5. Key audit matters are those matters that, in our professional judgment, were of most significance in our audit of the Standalone Financial Statements of the current period. These matters were addressed in the context of our audit of the Standalone Financial Statements as a whole, and in forming our opinion thereon, and we do not provide a separate opinion on these matters. We have determined the matters described below to be the key audit matters to be communicated in our report:

Sr. No.	Key Audit Matter	How our audit addressed the key audit matter
A	**Revenue Recognition from Construction Contracts** (Refer Note 3B and 24 of Standalone Financial Statements) The Company's revenue primarily arises from construction contracts which, may be rendered in the form of engineering consultancy services and engineering procurement and construction (EPC) services through design-build contracts, and cost plus forms of construction contracts which by their nature, are complex given the significant judgments involved in the assessment of current and future contractual performance obligations. The Company recognizes revenue relying on the estimates in relation to forecast contract revenue and forecast contract costs on the basis of stage of completion which is determined based on the proportion of contract costs incurred at balance sheet date, relative to the total estimated costs of the contract at completion. These contract estimates are reviewed by the management on a periodic basis. In doing so, the management is required to exercise judgment in its assessment of the valuation of contract variations, claims and liquidated damages as well as the completeness and accuracy of forecast costs to complete and the ability to deliver contracts within contractually determined timelines. The revenue on contracts may also include variable considerations which are recognized when the recovery of such consideration is highly probable. Changes in these judgments, and the related estimates as contracts progress can result in material adjustments to revenue. In view of the involvement of significant estimates by the management and material impact on the Financial Statements, the matter has been determined as Key Audit Matter.	Our audit procedures included, but were not limited to the following: • Evaluating the appropriateness of the Company's accounting policy for revenue recognition. • Obtaining an understanding of the Company's processes and evaluating the design and testing the effectiveness of key internal financial controls, including those related to review and approval of contract estimates. • For a sample of contracts, testing the appropriateness of amount recognized as revenue, basis percentage of completion method by evaluating key management judgments inherent in determining forecasted contract revenue and costs to complete the contract, including: • verifying the underlying documents such as original contract and its amendments, if any, for reviewing the significant contract terms and conditions; • evaluating the identification of performance obligation of the contract; • testing the existence and valuation of variable consideration with respect to the contractual terms and inspecting the related correspondences with customers; and • testing the estimates for consistency with the status of delivery of milestones and customers' acceptance to identify possible delays in achieving milestones, which require changes in estimated costs or efforts to complete the remaining performance obligation. • for cost incurred to date, testing samples to appropriate supporting documents and performing cut-off procedures; • Performing analytical procedures for reasonableness of revenue recognized; and • Evaluating the appropriateness and adequacy of the disclosures related to contract revenue and costs in the Standalone Financial Statements in accordance with the applicable accounting standards.
B	**Contingent liabilities** (Refer note 40A and 50 of Standalone Financial Statements) The Company is subject to number of commercial claims including employees claims and tax & legal disputes, which have been disclosed in the financial statements based on the facts and circumstances of each case. Taxation and litigation exposures have been identified as a key audit matter due to the complexities involved in these matters, time scales involved for resolution and the potential financial impact of these on the financial statements. Further, significant management judgment is involved in assessing the exposure of each case and thus a risk that such cases may not be adequately provided for or disclosed	Our audit procedures included but were not limited to: • Obtaining a detailed understanding processes and controls of the Management with respect to claims or disputes. • Evaluation of the design of the controls relating to compilation of the claims, assessment of probability of outcome, estimates of the timing and the amount of the outflows, an appropriate reporting by the management and testing implementation and operating effectiveness of the key controls. Performing following procedures on sample selected: • Understanding the matters by reading the correspondences, communications, minutes of the Audit Committee and or the Board meetings and discussions with the appropriate management personnel.

Sr. No.	Key Audit Matter	How our audit addressed the key audit matter
		• Making corroborative inquiries with appropriate level of the management personnel including status update, expectation of outcomes with the basis, and the future course of action contemplated by the Company, and perusing legal opinions, if any, obtained by the management. • Considering their opinions of attorney wherever available on probability assessment of the outcomes. • Evaluating the evidence supporting the judgment of the management about possible outcomes and the reasonableness of the estimates. • Evaluating appropriateness of adequate disclosures in accordance with the applicable accounting standards.

Information Other than the Standalone Financial Statements and Auditor's Report Thereon

6. The Company's Board of Directors is responsible for the preparation of other information. The other information comprises the information included in the Management Discussion and Analysis, Board's report including annexures to Board's Report, Business Responsibility & Sustainability Report, Corporate Governance and Shareholders' Information, but does not include the Standalone Financial Statements and our auditor's report thereon.

7. Our opinion on the Standalone Financial Statements does not cover the other information and we do not express any form of assurance thereon.

8. In connection with our audit of the Standalone Financial Statements, our responsibility is to read the other information and, in doing so, consider whether the other information is materially inconsistent with the Standalone Financial Statements or our knowledge obtained during the course of audit, or otherwise appears to be materially misstated.

9. If, based on the work we have performed, we conclude that there is a material misstatement of this other information, we are required to report that fact to those charged with governance and review the steps taken by the management to communicate to those in receipt of the other information, if previously issued, to inform them of the revision.

   The Other information is expected to be made available to us after the date of this auditor's report and if we conclude that there is a material misstatement therein, we are required to communicate the matter to those charged with governance.

Management's Responsibility for the Standalone Financial Statements

10. The Company's Board of Directors is responsible for the matters stated in section 134(5) of the Act with respect to the preparation of these Standalone Financial Statements that give a true and fair view of the financial position, financial performance including other comprehensive income, changes in equity and cash flows of the company in accordance with the Ind AS and accounting principles generally accepted in India. This responsibility also includes maintenance of adequate accounting records in accordance with the provisions of the Act for safeguarding of the assets of the company and for preventing and detecting frauds and other irregularities; selection and application of appropriate accounting policies; making judgments and estimates that are reasonable and prudent; and design, implementation and maintenance of adequate internal financial controls, that were operating effectively for ensuring the accuracy and completeness of the accounting records, relevant to the preparation and presentation of the Standalone Financial Statements that give a true and fair view and are free from material misstatement, whether due to fraud or error.

11. In preparing the Standalone Financial Statements, Management is responsible for assessing the Company's ability to continue as a going concern, disclosing, as applicable, matters related to going concern and using the going concern basis of accounting unless management either intends to liquidate the company or to cease operations, or has no realistic alternative but to do so.

12. The Board of Directors are also responsible for overseeing the Company's financial reporting process.

Auditor's Responsibilities for the Audit of the Standalone Financial Statements

13. Our objectives are to obtain reasonable assurance about whether the Standalone Financial Statements as a whole are free from material misstatement, whether due to fraud or error, and to issue an auditor's report that includes our opinion. Reasonable assurance is a high level of assurance, but is not a guarantee that an audit conducted in accordance with SAs will always detect a material misstatement when it exists. Misstatements can arise from fraud or error and are considered material if, individually or in the aggregate, they could reasonably be expected to influence the economic decisions of users taken on the basis of these Standalone Financial Statements.

14. As part of an audit in accordance with SAs, we exercise professional judgment and maintain professional skepticism throughout the audit. We also:

    - Identify and assess the risks of material misstatement of the Standalone Financial Statements, whether due to fraud or error, design and perform audit procedures responsive to those risks, and obtain audit evidence that is sufficient and appropriate to provide a basis for our opinion. The risk of not detecting a material misstatement resulting from fraud is higher than for one resulting from error, as fraud may involve collusion, forgery, intentional omissions, misrepresentations, or the override of internal control.

    - Obtain an understanding of internal financial controls relevant to the audit in order to design audit procedures that are appropriate in the circumstances. Under section 143(3)(i) of the Act, we are also responsible for expressing our opinion on whether the Company has adequate internal financial controls system in place and the operating effectiveness of such controls.

    - Evaluate the appropriateness of accounting policies used and the reasonableness of accounting estimates and related disclosures made by management.

    - Conclude on the appropriateness of Management's use of the going concern basis of accounting and, based on the audit evidence obtained, whether a material uncertainty exists related to events or conditions that may cast significant doubt on the company's ability to continue as a going concern. If we conclude that a material uncertainty exists, we are required to draw attention in our Auditor's Report to the related disclosures in the Standalone Financial Statements or, if such disclosures are inadequate, to modify our opinion. Our conclusions are based on the audit evidence obtained up to the date of our auditor's report. However, future events or conditions may cause the company to cease to continue as a going concern.

    - Evaluate the overall presentation, structure and content of the Standalone Financial Statements, including the disclosures, and whether the Standalone Financial Statements represent the underlying transactions and events in a manner that achieves fair presentation.

15. Materiality is the magnitude of misstatements in the Standalone Financial Statements that, individually or in aggregate, makes it probable that the economic decisions of reasonably knowledgeable user of the financial statements may be influenced. We consider quantitative materiality and qualitative factors in (i) planning the scope of our audit work and in evaluating the results of our work; and (ii) to evaluate the effect of any identified misstatements in the financial statements.

16. We communicate with those charged with governance regarding, among other matters, the planned scope and timing of the audit and significant audit findings, including any significant deficiencies in internal control that we identify during our audit.

17. We also provide those charged with governance with a statement that we have complied with relevant ethical requirements regarding independence, and to communicate with them all relationships and other matters that may reasonably be thought to bear on our independence, and where applicable, related safeguards.

18. From the matters communicated with those charged with governance, we determine those matters that were of most significance in the audit of the Standalone Financial Statements of the current period and are therefore the key audit matters. We describe these matters in our auditor's report unless law or regulation precludes public disclosure about the matter or when, in extremely rare circumstances, we determine that a matter should not be communicated in our report because the adverse consequences of doing so would reasonably be expected to outweigh the public interest benefits of such communication.

Other Matters

19. We did not audit the financial information of 2 joint operations which are unincorporated entities, whose financial information reflect total assets of ₹72.40 Lakh as at 31st March, 2026, total revenue of ₹28.96 Lakh and net cash outflow of ₹ 13.17 Lakh for the year ended on that date, as considered in the Standalone Financial Statements. The financial information of these joint operations is unaudited and has been furnished to us by the Management and our opinion on the Standalone Financial Statements, in so far as it relates to the amounts and disclosures included in respect of these joint operations and our report in terms of sub-section (3) of section 143 of the Act in so far as it relates to the joint operations, is based solely on such unaudited financial information certified by management. In our opinion and according to the information and explanations given to us by the Management, this financial information is not material to the Company.

    Our opinion is not modified in respect of the above said matter.

Report on Other Legal and Regulatory Requirements

20. As required by the Companies (Auditor's Report) Order, 2020 ("the Order"), issued by the Central Government of India in terms of sub-section (11) of section 143 of the Act, we give in the "**Annexure A**", a statement on the matters specified in paragraphs 3 and 4 of the Order, to the extent applicable.

21. As required by Section 143(5) of the Act, we give in "**Annexure B**", a statement on the matters specified by the Comptroller and Auditor General of India for the company.

22. As required by Section 143(3) of the Act, we report that:

    a. We have sought and obtained all the information and explanations which to the best of our knowledge and belief were necessary for the purposes of our audit.

    b. In our opinion, proper books of account as required by law have been kept by the company so far as it appears from our examination of those books.

    c. The Balance Sheet, the Statement of Profit and Loss including other comprehensive income, the Statement of Changes in Equity and the Cash Flow Statement dealt with by this Report are in agreement with the relevant books of account.

    d. In our opinion, the aforesaid Standalone Financial Statements comply with the Indian Accounting Standards specified in the Companies (Indian Accounting Standards) Rules, 2015 (as amended) under Section 133 of the Act.

    e. As per notification number G.S.R. 463(E) dated 5 June, 2015 issued by Ministry of Corporate Affairs, section 164(2) of the Act regarding the disqualifications of Directors is not applicable to the company, since it is a Government Company.

    f. With respect to the adequacy of the internal financial controls with reference to financial statements of the company and the operating effectiveness of such controls, refer to our separate Report in "**Annexure C**".

    g. With respect to the other matters to be included in the Auditor's Report, as per notification number G.S.R. 463(E) dated 5 June, 2015 issued by Ministry of Corporate Affairs, section 197 of the Act regarding the Managerial remuneration is not applicable to the company, since it is a Government Company.

    h. With respect to the other matters to be included in the Auditor's Report in accordance with Rule 11 of the Companies (Audit and Auditors) Rules, 2014 (as amended), in our opinion and to the best of our information and according to the explanations given to us:

        i. The Company has disclosed the impact of pending litigations on its financial position in its Standalone Financial Statements – Refer Note 40A to the Standalone Financial Statements;

        ii. The Company has made provision, as required under the applicable law or accounting standards, for material foreseeable losses, if any, on long term contracts including derivative contracts;

        iii. There has been no delay in transferring amounts, required to be transferred, to the Investor Education and Protection Fund by the company.

iv (a) The Management has represented that, to the best of its knowledge and belief no funds have been advanced or loaned or invested (either from borrowed funds or share premium or any other sources or kind of funds) by the Company to or in any other persons or entities, including foreign entities ("Intermediaries"), with the understanding, whether recorded in writing or otherwise, that the Intermediary shall, directly or indirectly lend or invest in other persons or entities identified in any manner whatsoever ("Ultimate Beneficiaries") by or on behalf of the Company or provide any guarantee, security or the like on behalf of the Ultimate Beneficiaries.

(b) The Management has represented that, to the best of its knowledge and belief no funds have been received by the Company from any persons or entities, including foreign entities ("Funding Parties"), with the understanding, whether recorded in writing or otherwise, that the Company shall directly or indirectly, lend or invest in other persons or entities identified in any manner whatsoever ("Ultimate Beneficiaries") by or on behalf of the Funding Parties or provide any guarantee, security or the like on behalf of the Ultimate Beneficiaries.

(c) Based on the audit procedures performed that have been considered reasonable and appropriate in the circumstances, nothing has come to our notice that has caused us to believe that the representations under sub-clause (i) and (ii) of Rule 11(e) contain any material mis-statement.

v) The final dividend paid by the Company during the current year in respect of the same declared for the previous year is in accordance with section 123 of the Companies Act 2013 to the extent it applies to payment of dividend. The interim dividend declared and paid by the Company during the year and until the date of this report is in compliance with Section 123 of the Act. As stated in note 37 to the financial statements, the Board of Directors of the Company have proposed final dividend for the current year which is subject to the approval of the members at the ensuing Annual General Meeting. The dividend declared is in accordance with section 123 of the Act to the extent it applies to declaration of dividend.

vi) Based on our examination which included test checks, the company has used an accounting software for maintaining its books of account which has a feature of recording audit trail (edit log) facility and the same has operated throughout the year for all relevant transactions recorded in the software. Further, during the course of our audit we did not come across any instance of audit trail feature being tampered with. Additionally, the audit trail has been preserved by the company as per the statutory requirements for record retention.

For Datta Singla & Co.
Chartered Accountants
Firm's Registration No.: 006185N

sd/-
Vishakha Harit
Partner
Membership No.:096919
UDIN: 26096919WDQNJL3311

Place: New Delhi
Date: 21st May 2026

Annexure A to Independent Auditors' Report

Referred to in Paragraph 20 under the heading of "Report on Other Legal and Regulatory Requirements" in the Independent Auditor's Report of even date

i. (a) (A) The Company has maintained proper records showing full particulars, including quantitative details and situation of Property, Plant and Equipment including Investment Property as defined under Ind AS 40, relevant details of Right-of-Use assets and Non-current Assets Held for Sale as defined under Ind AS 105.

(B) The Company has also maintained proper records showing full particulars of Intangible Assets.

(b) The Company has a program of physical verification of its property, plant and equipment by which Property, plant and equipment are verified in a phased manner over a period of three years, which in our opinion, is reasonable having regard to the size of the Company and the nature of its assets. Pursuance to the program, certain Property, plant and equipment were physically verified by the Management during the year and according to information and explanations given to us, no material discrepancies were noticed on such verification.

(c) According to the information and explanations given to us by the management and on the basis of our examination of the records of the Company, title deeds of all the immovable properties (other than properties where the company is the lessee and the lease agreements are duly executed in favour of the lessee) disclosed in the financial statements are held in the name of the Company except as under:

(₹ In Lakh)

Description of property	Gross carrying value	Held in name of	Whether promoter, director or their relative or employee	Period held- Range (Financial year)	Reason for not being held in name of Company
ROU Asset (Land Lease-Hold)	248.91	MIDC	NA	FY- 25-26 with effect from 23/12/25	Lease deed executed after 31st March 2026

(d) According to the information and explanations given to us by the management and on the basis of our examination of the records of the Company, the Company has not revalued its Property, Plant and Equipment (including Right of Use assets) and intangible assets during the year.

(e) According to the information and explanations given to us by the management and on the basis of our examination of the records of the Company, there are no proceedings initiated or pending against the Company for holding any benami property under the Benami Transactions (Prohibition) Act, 1988 and rules made thereunder.

ii. (a) The inventory has been physically verified by the management during the year. In our opinion, the frequency of such verification is reasonable and procedures and coverage as followed by management were appropriate. No discrepancies were noticed on verification between the physical stocks and the book records that were 10% or more in the aggregate for each class of inventory.

(b) The Company has been sanctioned working capital limits in excess of five crore rupees, in aggregate, from banks or financial institutions on the basis of security of current assets. The Company submits statement of security to banks/ Financial institutions as and when required by the bankers, more particularly at the time of renewal exercise i.e. on yearly basis. These statements are in agreement with books of accounts.

iii. (a) During the year if the Company has made investments in, provided any guarantee or security or granted any loans or advances in the nature of loans, secured or unsecured, to companies, firms, Limited Liability Partnerships or any other parties, accordingly, we report as under:

(₹ In Lakh)

Particulars	Guarantees	Security	Loans	Advances in nature of loans
A. Aggregate amount granted/ provided during the year				
- Subsidiaries	NIL	NIL	NIL	NIL
- Joint ventures	NIL	NIL	NIL	NIL
- Associates	NIL	NIL	NIL	NIL
- Others	NIL	NIL	4965.44	NIL
B. Balance outstanding as at balance sheet date in respect of above cases				
- Subsidiaries	NIL	NIL	NIL	NIL
- Joint ventures	NIL	NIL	NIL	NIL
- Associates	NIL	NIL	NIL	NIL
- Others	NIL	NIL	4407.90	NIL

(b) In our opinion, the investments made, and the terms and conditions of the grant of loans during the year are, prima facie, not prejudicial to the interest of Company. The Company has not provided any guarantee or security or granted any advances in the nature of loans during the year.

(c) In respect of loans granted by the Company, the schedule of repayment of principal and payment of interest has been stipulated and the repayments of principal amounts and receipts of interest are generally regular as per stipulation.

(d) In respect of loans granted by the Company outstanding as at the balance sheet date remaining overdue for more than ninety days is as under:

(₹ In Lakh)

No Of cases	Principal amount overdue	Interest overdue	Total overdue	Remarks if any
28	20.68	27.11	47.79	The loans are recoverable against superannuation funds due to employees

(e) No loan granted by the Company which has fallen due during the year, has been renewed or extended or fresh loans granted to settle the overdue of existing loans given to the same parties.

(f) The Company has not granted any loans or advances in the nature of loans either repayable on demand or without specifying any terms or period of repayment during the year.

iv. In our opinion and according to the information obtained and explanations given to us, the Company has complied with the provisions of Section 185 and Section 186 of the Act, with respect to the loans, investments, guarantees and security, as applicable.

v. In our opinion and according to the information and explanations given to us by the management, the Company has not accepted any deposits from the public within the meaning of Sections 73 to 76 of the Companies Act, 2013 or any other relevant provisions of the Companies Act and the rules made there under. Accordingly, clause 3(v) of the order is not applicable.

vi. As per the information and explanations given to us by the management, the maintenance of Cost records has not been prescribed by the Central Government under section 148(1) of the Companies Act, 2013 for services rendered by the company.

vii. (a) Undisputed statutory dues including Goods and Services Tax, Provident Fund, Employees' State Insurance, Income-Tax, Sales-Tax, Service Tax, duty of customs, duty of excise, Value Added Tax, Cess and any other statutory dues applicable to company have generally been regularly deposited by Company with appropriate authorities during the year.

There were no undisputed amounts payable in respect of Goods and Services Tax, Provident Fund, Employees' State Insurance, Income-Tax, Sales-Tax, Service Tax, duty of customs, duty of excise, Value Added Tax, cess and any other statutory dues in arrears as at 31 March 2026 for a period more than six months from the date they became payable except as under:

Name of the Statute	Nature of the Dues	Amount (₹ in lakhs)	Period to which the amount relates	Due Date	Date of Payment	Remarks, if any
EPS ACT	EPS	0.59	April 2022-September 2025	15-05-2022 To 15-09-2025	NA	Employees Aadhar no. not ceded

(b) Details of statutory dues referred to in sub clause (a) above which have not been deposited by the Company on account of disputes is given below:

S. No	Name of Statue	Nature of Dues	Forum where dispute is pending	Period to which amount relates	Amount Including Interest (₹ In Lakhs)
1	Sales Tax	VAT	Hon'ble Supreme Court	F.Y. 2009-10	5253.20
2	Sales Tax	VAT	Hon'ble Supreme Court	F.Y. 2010-11	42432.56
3	Sales Tax	VAT	Hon'ble Supreme Court	F.Y. 2013-14	944.67
4	Sales Tax	VAT	Hon'ble Karnataka High Court	F.Y. 2015-16	877.25
5	Sales Tax	VAT	Hon'ble Karnataka High Court	F.Y. 2016-17	76.65
6	Sales Tax	VAT	Hon'ble Karnataka High Court	F.Y. 2014-15	1196.36
7	GST	CGST	Hon'ble Delhi High Court	F.Y. 2018-19	3527.59*
8	GST	CGST	GST Appellate Authority	F.Y. 2018-19	3.43**
9	GST	CGST	GST Appellate Authority	F.Y. 2018-19	21.46***

* Amount deposited under protest ₹ 147.89 Lakhs

** Amount deposited under protest ₹ 0.13 Lakhs

*** Amount deposited under protest ₹ 0.66 Lakhs

viii. According to the information and explanations given to us by the management and on the basis of our examination of the records of the Company, the Company has not surrendered or disclosed any transactions, previously unrecorded as income in the books of account, in the tax assessments under the Income-Tax Act, 1961 as income during the year.

ix. (a) In our opinion and according to the information and explanations given to us by the management and on the basis of our examination of the records of the Company, the Company has not defaulted in the repayment of loans or other borrowings or in the payment of interest thereon to any lender during the year.

(b) According to the information and explanations given to us by the management and on the basis of our examination of the records of the Company, the Company has not been declared a willful defaulter by any bank or financial institution or government or government authority.

(c) In our opinion and according to the information and explanations given to us by the management, the Company has not obtained any term loans. Accordingly, clause 3(ix)(c) of the Order is not applicable.

(d) In our opinion and according to the information and explanations given to us by the management and on an overall examination of the balance sheet of the Company, we report that no funds have been raised on short-term basis by the Company. Accordingly, clause 3(ix)(d) of the Order is not applicable.

(e) In our opinion and according to the information and explanations given to us by the management and on an overall examination of the financial statements of the Company, we report that the Company has not taken any funds from any entity or person on account of or to meet the obligations of its subsidiaries as defined under the Companies Act, 2013. Accordingly, clause 3(ix)(e) of the Order is not applicable.

(f) In our opinion and according to the information and explanations given to us by the management and audit procedures performed by us, we report that the Company has not raised loans during the year on the pledge of securities held in its subsidiaries as defined under the Companies Act, 2013. Accordingly, clause 3(ix)(f) of the Order is not applicable.

x. (a) The Company did not raise any money by way of initial public offer or further public offer (including debt instruments) during the year. Accordingly, clause 3(x)(a) of the Order is not applicable.

(b) According to the information and explanations given to us by the management, the Company has not made any preferential allotment or private placement of shares or convertible debentures (fully, partially or optionally convertible) during the year. Accordingly, clause 3(x)(b) of the Order is not applicable.

xi. (a) According to the information and explanations given to us by the management and based on audit procedures performed, no material fraud by the Company or on the Company by its officers or employees has been noticed or reported during the year.

(b) According to the information and explanations given to us, no report under sub-section (12) of Section 143 of the Companies Act, 2013 has been filed by the auditors in Form ADT-4 as prescribed under Rule 13 of Companies (Audit and Auditors) Rules, 2014 with the Central Government.

(c) According to the information and explanations given to us by the management, no whistle-blower complaints have been received by the Company during the year.

xii. According to the information and explanations given to us by the management, the company is not a Nidhi company. Accordingly, clause 3(xii) of the Order is not applicable.

xiii. According to the information and explanations given to us and based on our examination of the records of the company, transactions with the related parties are in compliance with sections 177 and 188 of the Act where applicable and details of such transactions have been disclosed in the standalone financial statements as required by the applicable accounting standards.

xiv. (a) According to the information and explanations given to us by the management and based on our examination of the records of the company, the Company has an Internal Audit System commensurate with the size and nature of its business.

(b) We have considered reports of the Internal Auditors for the period under audit.

xv. According to the information and explanations given to us and based on our examination of the records of the company, the Company has not entered into non-cash transactions with directors or persons connected with them. Accordingly, provisions of Section 192 of the Companies Act, 2013 are not applicable to the Company.

xvi. (a) The Company is not required to be registered under section 45-IA of the Reserve Bank of India Act 1934. Accordingly, clause 3(xvi)(a) of the Order is not applicable.

(b) According to the information and explanations given to us, the Company has not conducted any Non-Banking Financial or Housing Finance activity. Accordingly, clause 3(xvi)(b) of the Order is not applicable.

(c) According to the information and explanations given to us, the Company is not a Core Investment Company (CIC) as defined in the regulations made by the Reserve Bank of India. Accordingly, clause 3(xvi)(c) of the Order is not applicable.

(d) According to the information and explanations provided to us during the course of audit, the Group does not have any CIC. Accordingly, the requirements of clause 3(xvi)(d) are not applicable.

xvii. According to the information and explanations given to us and based on our examination of the records, the Company has not incurred cash losses in the financial year and in the immediately preceding financial year.

xviii. There has been no resignation of the statutory auditors during the year.

xix. In our opinion and according to the information and explanations given to us by the management, on the basis of the financial ratios, ageing and expected dates of realization of financial assets and payment of financial liabilities, other information accompanying the financial statements, our knowledge of the Board of Directors and management plans, nothing has come to our attention, which causes us to believe that any material uncertainty exists as on the date of the audit report that company is capable of meeting its liabilities existing at the date of balance sheet as and when they fall due within a period of one year from the balance sheet date. We, however, state that this is not an assurance as to the future viability of the Company. We further state that our reporting is based on the facts up to the date of the audit report and we neither give any guarantee nor any assurance that all liabilities falling due within a period of one year from the balance sheet date, will get discharged by the Company as and when they fall due.

xx. (a) In our opinion and according to the information and explanations given to us by the management, there is no unspent amount towards Corporate Social Responsibility (CSR) on other than ongoing projects, requiring a transfer the unspent amount to a Fund specified in Schedule VII to the Act within a period of six months of the expiry of the financial year in compliance with second proviso to sub-section (5) of section 135 of the said Act;

(b) In respect of On-going projects, the Company has transferred amount remaining unspent as at the year end to a special account with in a period of 30 days from the end of the said financial year in compliance with the provisions of subsection (6) of section 135 of the said Act.

For Datta Singla & Co.
Chartered Accountants
Firm's Registration No.: 006185N

sd/-
Vishakha Harit
Partner
Membership No.:096919
UDIN: 26096919WDQNJL3311

Place: New Delhi
Date: 21st May 2026

Annexure B to Independent Auditors' Report

Referred to in Paragraph 21 under the heading of "Report on Other Legal and Regulatory Requirements" in the Independent Auditor's Report of even date.

According to the information and explanations given to us we report as under:

S. No.	Areas Examined	Observations/Findings
1	Assess the fair valuation of all the investments, both quoted and unquoted, made directly by the Company or through Trusts, for post retirement benefits of the employees. This includes verifying valuation methodologies, ensuring consistency with Ind AS and reviewing supporting documentation. The auditor shall provide a brief note on the valuation approach, its reasonability and compliance with applicable regulations, reporting any material deviations or misstatements.	The Company contributes towards post-retirement benefit funds/trusts such as Gratuity Trust, EPF Trust and Defined Contribution Scheme (DCS) Trust. The investments under these trusts are managed and held by the respective trusts and are not recorded as investments in the books of the Company. Accordingly, the Company does not carry out fair valuation of such investments in its standalone financial statements. The valuation of investments held by the respective trusts is carried out in the financial statements of the trusts as per their applicable accounting policies and regulatory requirements. In this regard, investments are generally valued based on NAV for mutual fund investments, and cost/amortised cost for debt instruments, including creation of amortisation reserve for premium/discount, wherever applicable. The Company account for employee retirement benefits in compliance with the applicable requirements of Ind AS 19 – Employee Benefits, based on actuarial valuation reports (for defined benefit obligations such as gratuity) and contribution-based recognition (for defined contribution schemes such as EPF/DCS). Based on the information provided to us the valuation approach adopted by the trusts appears reasonable and consistent, and no material deviations or misstatements were observed.
2	Whether the Company has a system in place to process all the accounting transactions through IT system? If yes, whether review of this system and controls that are significant to the Companies financial reporting process as well as cyber security has-been-done-and material discrepancies found, if any, have been suitably reported? The implications of processing of accounting transactions outside IT system on the integrity of the accounts along with the financial implications may also be reported.	The Company has in-house developed IT software and systems in place to process all the accounting transactions. The Company has adequate internal control system to process all the accounting transactions through IT system. Review of the system and controls significant to the Company's financial reporting process has been carried out and no material discrepancies were noticed. Further, Cyber security audit of In-house developed applications were conducted by CERT-In empanelled Auditor. The necessary improvements advised were carried out. No major deficiency was reported. In our review, sufficient controls relating to data integrity and access/authorization over revenue computations have been observed. However, there is need for improvement in automation of process to ensure complete data integrity and seamless process flow through the IT system, thereby reducing reliance on manual interventions.

S. No.	Areas Examined	Observations/Findings
3	Whether funds (grants/subsidy etc.) received/receivable for specific schemes from Central /State Government or its agencies were properly accounted for as per the applicable accounting standards or norms and whether the received funds were utilised as per its terms and conditions? Whether accounting of interest earned on grants received has been done as per terms and conditions of the Grant. List the cases of deviation.	No funds were received during the year however funds received in earlier years have been properly accounted for/utilized as per its terms and conditions.
4	Whether the Company has identified the key Risk areas? If yes, whether the Company has formulated any Risk Management Policy to mitigate these risks? If yes, (a) whether the Risk Management Policy has been formulated considering global best practices? (b) whether the Company has identified its data assets and whether it has been valued appropriately?	Company employs a structured risk assessment process that includes the identification, analysis and prioritization of risks. Risk mitigation strategies are designed to minimize the impact and likelihood of identified risks. This involves developing and implementing control measures, regularly reviewing their effectiveness and making necessary adjustments. Company has identified the key risk areas across various business processes such as Procurement, Construction, Project Management, Business Development, Cyber Security, ESG, HR, Legal, Accounts and Recovery. Yes, the Company has formulated a Risk Management Policy / Risk Management Framework for mitigation of identified risks. The Risk Management framework is based on ISO 31000 and is aligned with applicable regulatory requirements and is integrated with ISO 9001:2015 and ISO 45001:2018 management systems. The framework is overseen by the Risk Management Committee of the Board, and mitigation plans are implemented and monitored through regular audits using the in-house Enterprise Risk Management System (ERMS). (a) Yes, the Risk Management framework has been formulated considering global best practices, as it is based on ISO 31000 principles and guidelines. (b) We have been informed that identification and valuation of data assets is not undertaken by the company.

S. No.	Areas Examined	Observations/Findings
5	Whether the Company is complying with the Securities and Exchange Board of India (SEBI) (Listing Obligation and Disclosure Requirements) Regulations, 2015, and other applicable rules and regulations of SEBI, Department of Investment and Public Asset Management, Ministry of Corporate Affairs, Department of Public Enterprises, Reserve Bank of India, Telecom Regulatory Authority of India, CERT-IN, Ministry of Electronics and Information Technology and National Payments Corporation of India wherever applicable? If not, the cases of deviation may be highlighted.	Based on the disclosures made in the Board's Report, EIL has stated that its governance and risk management framework meets the regulatory requirements, including SEBI (LODR) Regulations, 2015, Companies Act, 2013 and DPE Guidelines. Further, the Company has systems and processes in place for monitoring compliance through Board-level oversight. Accordingly, prima facie the Company appears to be complying with applicable regulations of SEBI, DIPAM, MCA, DPE and other regulatory bodies wherever applicable. However, it is observed that the composition of the Board is not in compliance with SEBI (LODR) Regulations, 2015, as the Company does not have the requisite Independent Directors during the year and Woman Director for part of the year (28.03.2026-31.03.2026). Except for the above deviation, no other specific instances of non-compliance / deviation have been reported or highlighted in the Board's Report extract provided.

For Datta Singla & Co.
Chartered Accountants
Firm's Registration No.: 006185N

sd/-
Vishakha Harit
Partner
Membership No.:096919
UDIN: 26096919WDQNJL3311

Place: New Delhi
Date: 21st May 2026

Annexure C to Independent Auditors' Report

Referred to in Paragraph 22(f) under the heading of "Report on Other Legal and Regulatory Requirements" in the Independent Auditor's Report of even date.

Report on the Internal financial controls with reference to financial statements under Clause (i) of Sub-section 3 of Section 143 of the Companies Act, 2013 ("the Act")

We have audited the internal financial controls with reference to financial statements of **ENGINEERS INDIA LIMITED** ("the Company") as of 31 March 2026 in conjunction with our audit of the Standalone Financial Statements of the Company for the year ended on that date.

Management's Responsibility for Internal Financial Controls

The Company's management is responsible for establishing and maintaining internal financial controls based on the internal controls with reference to financial statements criteria established by the company considering the essential components of internal control stated in the Guidance Note on Audit of Internal financial controls with reference to financial statements issued by the Institute of Chartered Accountants of India ("ICAI"). These responsibilities include the design, implementation and maintenance of adequate internal financial controls that were operating effectively for ensuring the orderly and efficient conduct of its business, including adherence to Company's policies, the safeguarding of its assets, the prevention and detection of frauds and errors, the accuracy and completeness of the accounting records, and the timely preparation of reliable financial information, as required under the Companies Act, 2013.

Auditors' Responsibility

Our responsibility is to express an opinion on the Company's internal financial controls with reference to financial statements based on our audit. We conducted our audit in accordance with the Guidance Note on Audit of Internal financial controls with reference to financial statements (the "Guidance Note") and the Standards on Auditing, issued by ICAI and deemed to be prescribed under section 143(10) of the Companies Act, 2013, to the extent applicable to an audit of internal financial controls. Those Standards and the Guidance Note require that we comply with ethical requirements and plan and perform the audit to obtain reasonable assurance about whether adequate internal financial controls with reference to financial statements was established and maintained and if such controls operated effectively in all material respects.

Our audit involves performing procedures to obtain audit evidence about the adequacy of the internal financial controls system over financial reporting and their operating effectiveness. Our audit of internal financial controls with reference to financial statements included obtaining an understanding of internal financial controls over financial reporting, assessing the risk that a material weakness exists, and testing and evaluating the design and operating effectiveness of internal control based on the assessed risk. The procedures selected depend on the auditor's judgment, including the assessment of the risks of material misstatement of the financial statements, whether due to fraud or error.

We believe that the audit evidence we have obtained is sufficient and appropriate to provide a basis for our audit opinion on the Company's internal financial controls system over financial reporting.

Meaning of Internal Financial Controls with Reference to Financial Statements

A Company's internal financial control with reference to financial statements is a process designed to provide reasonable assurance regarding the reliability of financial reporting and the preparation of financial statements for external purposes in accordance with generally accepted accounting principles. A Company's internal financial controls with reference to financial statements includes those policies and procedures that (1) pertain to the maintenance of records that, in reasonable detail, accurately and fairly reflect the transactions and dispositions of the assets of the Company; (2) provide reasonable assurance that transactions are recorded as necessary to permit preparation of financial statements in accordance with generally accepted accounting principles, and that receipts and expenditures of the company are being made only in accordance with authorizations of management and directors of the company; and (3) provide reasonable assurance regarding prevention or timely detection of unauthorized acquisition, use, or disposition of the Company's assets that could have a material effect on the financial statements.

Inherent Limitations of Internal Financial Controls with Reference to Financial Statements

Because of the inherent limitations of internal financial controls with reference to financial statements, including the possibility of collusion or improper management override of controls, material misstatements due to error or fraud may occur and not be detected. Also, projections of any evaluation of the internal financial controls with reference to financial statements to future periods are subject to the risk that the internal financial control over financial reporting may become inadequate because of changes in conditions, or that the degree of compliance with the policies or procedures may deteriorate.

Opinion

In our opinion and to the best of our information and according to the explanations given to us, the Company has, in all material respects, an adequate internal financial controls system over financial reporting and such internal financial controls with reference to financial statements were operating effectively as at 31 March 2026, based on the internal control over financial reporting criteria established by the company considering the essential components of internal control stated in the Guidance Note on Audit of Internal financial controls with reference to financial statements issued by the Institute of Chartered Accountants of India.

For Datta Singla & Co.
Chartered Accountants
Firm's Registration No.: 006185N

sd/-
Vishakha Harit
Partner
Membership No.:096919
UDIN: 26096919WDQNJL3311

Place: New Delhi
Date: 21st May 2026

Compliance Certificate

We have conducted audit of annual accounts of **ENGINEERS INDIA LIMITED** for the year ended 31st March, 2026 in accordance with the directions/sub directions issued by the C&AG of India under Section 143(5) of the Companies Act, 2013 and certify that we have complied with all the Directions/Sub Directions issued to us.

For Datta Singla & Co.
Chartered Accountants
Firm's Registration No.: 006185N

sd/-
Vishakha Harit
Partner
Membership No.:096919
UDIN: 26096919SAXPSC6494

Place: New Delhi
Date: 21st May 2026

CIN: L74899DL1965GOI004352

Standalone Balance Sheet

as at 31st March 2026

(₹ in Lakhs)

Particulars	Note No.	As at 31 March 2026	As at 31 March 2025
I Assets			
Non-Current Assets			
(a) Property, Plant and Equipment	4A	26,988.84	22,038.38
(b) Right-of-Use Assets	4B	2,535.73	2,804.71
(c) Capital work-in-progress	4C	3,084.42	4,567.34
(d) Investment Property	5	3,641.23	3,710.33
(e) Other Intangibles Assets	6A	424.52	686.15
(f) Intangible Assets under development	6B	-	-
(g) Financial Assets			
(i) Investments	7A	1,51,652.83	1,43,072.21
(ii) Loans	8A	12,563.23	11,862.64
(iii) Other Financial Assets	9A	181.35	189.41
(h) Deferred Tax Assets (net)	10	32,882.66	32,069.12
(i) Non-Current Tax Assets (net)	11	329.89	2,442.01
(j) Other Non-Current Assets	12A	3,182.55	2,342.08
		2,37,467.25	**2,25,784.38**
Current Assets			
(a) Inventories	13	52.07	63.80
(b) Financial Assets			
(i) Investments	7B	8,346.51	579.15
(ii) Trade receivables	14	45,157.85	42,085.67
(iii) Cash and cash equivalents	15	8,506.62	13,454.38
(iv) Bank balances other than cash & cash equivalents	16	1,19,512.53	1,10,812.46
(v) Loans	8B	2,821.62	2,463.50
(vi) Other Financial Assets	9B	1,14,184.14	80,851.94
(c) Other Current Assets	12B	37,022.15	42,213.50
		3,35,603.49	**2,92,524.40**
Assets Held for Sale	16A	80.48	164.25
		3,35,683.97	**2,92,688.65**
Total Assets		**5,73,151.22**	**5,18,473.03**
II Equity and Liabilities			
Equity			
(a) Equity Share capital	17	28,102.13	28,102.13
(b) Other Equity	18	2,76,209.97	2,33,901.89
		3,04,312.10	**2,62,004.02**
Liabilities			
Non-Current Liabilities			
(a) Financial Liabilities			
(i) Lease Liabilities	39	788.55	961.64
(ii) Other Financial Liabilities	19A	155.69	244.80
(b) Provisions	20A	498.99	512.72
(c) Other Non-Current Liabilities	21A	2,247.92	324.63
		3,691.15	**2,043.79**
Current Liabilities			
(a) Financial Liabilities			
(i) Lease Liabilities	39	891.64	1,249.91
(ii) Trade payables	22		
Total outstanding dues of Micro and Small Enterprises		9,549.99	8,238.68
Total outstanding dues of creditors other than Micro and Small Enterprises		48,659.18	39,024.34
(iii) Other Financial Liabilities	19B	45,939.10	38,235.09
(b) Other Current Liabilities	21B	90,827.00	1,02,717.59
(c) Provisions	20B	66,481.94	64,830.14
(d) Current Tax Liabilities (net)	23	2,799.12	129.47
		2,65,147.97	**2,54,425.22**
Total Equity and Liabilities		**5,73,151.22**	**5,18,473.03**

Summary of material accounting policies and accompanying notes form an integral part of these financial statements. 1 to 63

This is the balance sheet referred to in our report of even date.

For Datta Singla & Co.
Chartered Accountants
FRN No. 006185N

For and on behalf of Engineers India Limited

sd/-	sd/-	sd/-	sd/-	sd/-
Vishakha Harit	Suvendu Kumar Padhi	R P Batra	Sanjay Jindal	Praveen M. Khanooja
Partner	**Company Secretary**	**E.D. [F&A]**	**Director [Finance] & CFO**	**Chairman & Managing Director (Addl. Charge)**
Membership No. 096919	PAN : AHYPP2198P	PAN : AHPPB4262M	DIN : 09223617	DIN : 09746472

Place : New Delhi
Date : 21 May 2026

CIN: L74899DL1965GOI004352

Standalone Statement of Profit and Loss

for the year ended 31st March 2026

(₹ in Lakhs)

	Particulars	Note No.	Year Ended 31 March 2026	Year Ended 31 March 2025
	Revenue			
I	Revenue From Operations	24	3,84,985.34	3,02,835.26
II	Other Income	25	20,900.74	16,964.50
III	**Total Income (I+II)**		**4,05,886.08**	**3,19,799.76**
	Expenses			
	Technical assistance/sub-contracts	26	1,37,331.55	99,781.63
	Construction materials and equipments	27	42,654.08	30,802.81
	Employee benefits expenses	28	1,04,016.68	1,00,331.33
	Finance costs	29	210.75	264.48
	Depreciation and amortisation expense	30	4,153.56	3,929.79
	Other expenses	31	34,169.18	23,016.85
IV	**Total expenses**		**3,22,535.80**	**2,58,126.89**
V	**Profit/(Loss) before exceptional items and tax (III-IV)**		**83,350.28**	**61,672.87**
VI	Exceptional Items		-	-
VII	**Profit before tax (V-VI)**		**83,350.28**	**61,672.87**
VIII	Less: Tax expense	32		
	(1) Current tax			
	- For the year		20,074.51	10,695.85
	- For earlier years tax adjustments (net)		0.31	367.02
	(2) Deferred tax		(598.64)	4,086.24
IX	**Profit for the year from continuing operations (VII-VIII)**		**63,874.10**	**46,523.76**
X	Profit/(Loss) from discontinued operations (After Tax)		-	-
XI	**Profit for the year (IX+X)**		**63,874.10**	**46,523.76**
	Other Comprehensive Income			
XII	Items that will not be reclassified to profit and loss			
	- Re-measurement gains/ (losses) on defined benefit plans		(1,272.60)	(2,271.78)
	Income tax effect thereon that will not be reclassified to profit and loss		320.29	571.76
	- Net gain / (loss) on Equity Shares Carried at Fair value through OCI		5,122.88	1,973.27
	Income tax effect thereon that will not be reclassified to profit and loss		(732.57)	964.71
	Sub-total		**3,438.00**	**1,237.96**
XIII	Items that will be reclassified to profit and loss			
	- Exchange differences on translation of foreign operations		384.71	(32.50)
	Income tax effect thereon that will be reclassified to profit and loss		(96.82)	8.18
	Sub-total		**287.89**	**(24.32)**
XIV	**Total Other Comprehensive Income for the year (XII+XIII)**		**3,725.89**	**1,213.64**
XV	**Total Comprehensive Income for the year (XI+XIV)**		**67,599.99**	**47,737.40**
XVI	**Earnings per equity share (Face value ₹ 5 per share)** (for continuing and discontinued operations)	33		
	Basic (₹)		11.36	8.28
	Diluted (₹)		11.36	8.28

Summary of material accounting policies and accompanying notes form an integral part of these financial statements. 1 to 63

This is the statement of profit and loss referred to in our report of even date.

For Datta Singla & Co.
Chartered Accountants
FRN No. 006185N

For and on behalf of Engineers India Limited

sd/-	sd/-	sd/-	sd/-	sd/-
Vishakha Harit	Suvendu Kumar Padhi	R P Batra	Sanjay Jindal	Praveen M. Khanooja
Partner	**Company Secretary**	**E.D. [F&A]**	**Director [Finance] & CFO**	**Chairman & Managing Director (Addl. Charge)**
Membership No. 096919	PAN : AHYPP2198P	PAN : AHPPB4262M	DIN : 09223617	DIN : 09746472

Place : New Delhi
Date : 21 May 2026

Standalone Statement of Changes in Equity

for the year ended 31 March 2026

A Equity Share Capital*

(₹ in Lakhs)

Particulars	2025-26	2024-25
Balance at the beginning of the year	28,102.13	28,102.13
Changes in Equity share capital due to prior period errors	-	-
Restated Balance at the beginning of the reporting period	-	-
Changes in equity share capital during the year : -		
Addition of equity share capital during the year	-	-
Redemption of equity share capital during the year (Buy Back of Shares)	-	-
Balance at the end of the year	**28,102.13**	**28,102.13**

B Other Equity**

(₹ in Lakhs)

Description	Reserves and surplus					Other Comprehensive Income		Total
	General reserve	Capital Redemption reserve	Retained Earnings^	CSR activity reserve	Corpus for Medical Benefits for Employees retired prior to 01.01.2007	Exchange difference on translation of foreign operation	Net gain/(loss) on Equity Shares carried at Fair Value through OCI	
Balance as at 1 April 2024	**1,71,822.89**	**5,591.54**	**16,305.89**	**77.21**	**608.79**	**33.97**	**8,585.47**	**2,03,025.76**
Profit for the year	-	-	46,523.76	-	-	-	-	46,523.76
Other comprehensive income	-	-	(2,271.78)	-	-	(32.50)	1,973.27	(331.01)
Income tax related to items of other comprehensive income	-	-	571.76	-	-	8.18	964.71	1,544.65
Dividend (refer note 37)	-	-	(16,861.27)	-	-	-	-	(16,861.27)
Transfer from retained earnings	19,685.79	-	(21,421.06)	810.18	925.09	-	-	-
Transfer to retained earnings	-	-	1,841.15	(842.03)	(999.12)	-	-	-
Balance as at 31 March 2025	**1,91,508.68**	**5,591.54**	**24,688.45**	**45.36**	**534.76**	**9.65**	**11,523.45**	**2,33,901.89**
Profit for the year	-	-	63,874.10	-	-	-	-	63,874.10
Other comprehensive income	-	-	(1,272.60)	-	-	384.71	5,122.88	4,234.99
Income tax related to items of other comprehensive income	-	-	320.29	-	-	(96.82)	(732.57)	(509.10)
Dividend (refer note 37)	-	-	(25,291.91)	-	-	-	-	(25,291.91)
Transfer from retained earnings	24,147.95	-	(26,331.99)	933.79	1,250.25	-	-	-
Transfer to retained earnings	-	-	1,449.44	(315.66)	(1,133.78)	-	-	-
Balance as at 31 March 2026	**2,15,656.63**	**5,591.54**	**37,435.78**	**663.49**	**651.23**	**297.54**	**15,913.76**	**2,76,209.97**

*Refer note 17 for details

**Refer note 18 for details

^ Includes accumulated Gain/(Loss) on account of remeasurements of Defined Benefit Plans amounting to (₹11,652.65) lakhs (previous year: 31 March 2025 (₹ 10,700.34) lakhs)

This is the statement of changes in equity referred to in our report of even date.

For Datta Singla & Co.
Chartered Accountants
FRN No. 006185N

For and on behalf of Engineers India Limited

sd/-	sd/-	sd/-	sd/-	sd/-
Vishakha Harit	Suvendu Kumar Padhi	R P Batra	Sanjay Jindal	Praveen M. Khanooja
Partner	**Company Secretary**	**E.D. [F&A]**	**Director [Finance] & CFO**	**Chairman & Managing Director (Addl. Charge)**
Membership No. 096919	PAN : AHYPP2198P	PAN : AHPPB4262M	DIN : 09223617	DIN : 09746472

Place : New Delhi
Date : 21 May 2026

CIN: L74899DL1965GOI004352

Standalone Statement of Cash Flows

for the year ended 31st March 2026

(₹ in Lakhs)

Particulars	Year Ended 31 March 2026	Year Ended 31 March 2025
A CASH FLOW FROM OPERATING ACTIVITIES		
1. Profit before tax	83,350.28	61,672.87
2. Adjustments for:		
Depreciation and amortisation expense	4,153.56	3,929.79
Fixed assets written off	55.64	19.31
Deposits/other Assets written off	0.33	0.32
Bad debts written off	5.71	608.39
Allowance for expected credit losses - trade receivables and advances (net)	836.64	(855.85)
Provision for Impairment of Oil Block	(12.92)	(6.84)
Provision Employees' post retirement/long-term benefits	(4,449.13)	(8,001.08)
Provision for corporate social responsibility	(88.92)	(51.73)
(Reversal of provision)/provision for contractual obligations (net)	4,898.05	(4,424.16)
(Reversal of provision)/provision for expected losses (net)	5.47	52.50
Interest expense	210.75	264.48
(Profit)/loss on sale of fixed assets	(41.69)	(74.64)
Interest income	(9,481.88)	(9,154.39)
Loss/(gain) on modification of employee advances	12.59	(181.89)
Loss/(gain) on modification of Leases	(0.95)	(1.39)
Amortization of deferred income	(35.20)	(34.74)
Capital gain from investments in mutual funds	(937.68)	(1,281.02)
Dividend income	(6,289.45)	(2,524.29)
Rental Income	(2,417.25)	(2,315.96)
Subtotal (2)	**(13,576.33)**	**(24,033.19)**
3. Operating Profit Before Working Capital Changes (1+2)	**69,773.95**	**37,639.68**
4. Changes in Working Capital (Excluding Cash and Cash Equivalents)		
(Increase)/decrease in Trade and Other Receivables	(33,050.84)	(36,553.87)
(Increase)/decrease in Inventories	11.73	(7.60)
Increase/(decrease) in Trade and Other Payables	9,273.86	21,499.55
Subtotal- Changes in Working Capital (Excluding Cash & Cash Equivalents)	**(23,765.25)**	**(15,061.92)**
5. Cash Generated from operations (3+4)	**46,008.70**	**22,577.76**
6. Income tax paid (net)	(15,632.38)	(12,609.85)
Net cash flow generated from/(used in) operating activities (5+6) = A	**30,376.32**	**9,967.91**
B CASH FLOWS FROM INVESTING ACTIVITIES		
Purchase of property, plant and equipment, investment property, right-of-use assets, intangibles assets and intangible assets under development (including capital work-in-progress)	(6,893.97)	(4,183.05)
Sale of fixed assets	182.88	94.65
Interest received	9,438.97	7,621.22
Dividend received	6,289.45	2,524.29
Investment in liquid plans of mutual funds (net)	(6,829.68)	15,958.99
Fixed deposit placed with banks having original maturity of more than three months	(1,21,924.18)	(1,09,685.31)
Fixed deposit with banks matured having original maturity of more than three months	1,12,276.82	88,954.00
Other Investment (unquoted Equity Shares)	(3,457.74)	(3,457.75)
Employees Loan	(296.94)	(2,012.18)
Rental Income received	2,785.32	1,212.70
Net cash flows generated from/(used in) investing activities (B)	**(8,429.07)**	**(2,972.44)**
C CASH FLOWS FROM FINANCING ACTIVITIES		
Dividend paid	(25,291.91)	(16,861.27)
Payment of Lease Liabilities	(1,603.10)	(1,639.48)
Net cash flow generated from/(used in) financing activities (C)	**(26,895.01)**	**(18,500.75)**
Increase/(decrease) in cash and cash equivalents (A+B+C)	**(4,947.76)**	**(11,505.28)**
Cash and cash equivalents at the begining of the year (refer note 15)	13,454.38	24,959.66
Cash and cash equivalents at the end of the year (refer note 15)	**8,506.62**	**13,454.38**

CIN: L74899DL1965GOI004352

Standalone Statement of Cash Flows

for the year ended 31st March 2026

Notes :

1 The above Statement of Cash flows is prepared using "Indirect Method" as set out in the Indian Accounting Standard (Ind AS) – 7 on Statement of Cash Flows.

2 Reconciliation of Cash and Cash Equivalents and Components of Cash and Cash Equivalents included in the above Standalone Statement of Cash Flows :

(₹ in Lakhs)

Particulars	Year Ended 31 March 2026	Year Ended 31 March 2025
Cash in hand, including Imprest*	13.85	17.96
Balances with banks:		
- Current account*	8,486.27	13,356.47
- Deposits having maturity of less than three months	6.50	79.95
Total Cash and Cash Equivalents as per Standalone Balance Sheet and Standalone Statement of Cash Flows	**8,506.62**	**13,454.38**

* Includes ₹ 130.51 lakhs (previous year 31 March 2025: ₹ 128.01 lakhs) in currencies which are not repatriable.

3 Reconciliation between the Opening and Closing Balances in the Balance Sheet for Liabilities arising from Investing & Financing Activities:

(₹ in Lakhs)

Particulars	Lease Liabilities
As at 1st April, 2024	**3,285.34**
(a) Cash Flows during the year	(1,639.48)
(b) Non Cash Changes due to :	
– Addition to Lease Liability	342.46
– Interest on Lease Liabilities	233.37
– Deletion to Lease Liability	(10.14)
As at 31st March, 2025	**2,211.55**
(a) Cash Flows during the year	(1,603.10)
(b) Non Cash Changes due to :	
– Addition to Lease Liability	886.73
– Interest on Lease Liabilities	178.93
– Deletion to Lease Liability	(37.54)
– Foreign exchange (gain)/loss on restatement of lease liabilities	43.62
As at 31st March, 2026	**1,680.19**

This is the statement of cash flows referred to in our report of even date.

For Datta Singla & Co.
Chartered Accountants
FRN No. 006185N

For and on behalf of Engineers India Limited

sd/-	sd/-	sd/-	sd/-	sd/-
Vishakha Harit	Suvendu Kumar Padhi	R P Batra	Sanjay Jindal	Praveen M. Khanooja
Partner	**Company Secretary**	**E.D. [F&A]**	**Director [Finance] & CFO**	**Chairman & Managing Director (Addl. Charge)**
Membership No. 096919	PAN : AHYPP2198P	PAN : AHPPB4262M	DIN : 09223617	DIN : 09746472

Place : New Delhi
Date : 21 May 2026

Summary of Material Accounting Policies

for the year ended 31 March 2026

1. NATURE OF PRINCIPAL ACTIVITIES

Engineers India Limited (referred to as "EIL" or "the company") is a Government of India Enterprise under Ministry of Petroleum and Natural Gas.

The company is principally engaged in providing design, engineering, procurement, construction, and integrated project management services primarily for oil, gas, fertilizers, steel, railways, power, infrastructure and petrochemical industries. It operates into two major segments namely Consultancy and engineering projects and Turnkey projects.

2. GENERAL INFORMATION AND STATEMENT OF COMPLIANCE

The Company is a public Company headquartered in India having its registered office situated at 1 Bhikaji Cama Place, New Delhi 110066, India. The shares of the Company are listed on National Stock Exchange and Bombay Stock Exchange.

The financial statements of the company have been prepared in accordance with Indian Accounting Standards (Ind AS) notified under the Companies (Indian Accounting Standards) Rules, 2015, and relevant amended rules issued thereafter. These are Company's standalone financial statements. These financial statements are presented in INR and all values are rounded to the nearest lakh (upto two decimals), except when otherwise indicated. The company also prepares consolidated financial statements separately.

The financial statements for the year ended 31 March 2026 were authorized and approved for issue by the Board of Directors on 21 May 2026.

3. SUMMARY OF MATERIAL ACCOUNTING POLICIES

A. ACCOUNTING CONCEPTS

The financial statements have been prepared using the material accounting policies and measurement bases summarised below. These were used throughout all periods presented in the financial statements, except where the Company has applied certain accounting policies and exemptions upon transition to Ind AS. The accounts are prepared on historical cost concept, except certain financial assets & liabilities measured at fair value, based on accrual method of accounting as a going concern.

B. REVENUE RECOGNTION

REVENUE RECOGNTION

Revenue from contracts with customers is recognised upon transfer of control of promised services to customers in an amount that reflects the consideration which the Company expects to receive in exchange for those services. The services performed by the Company fall into the criteria of the transfer of control over a period of time and hence, revenue is recognized over a period of time.

Revenue is measured based on the transaction price, which is the consideration, adjusted for variable considerations, if any, as specified in the contract with the customer. Revenue also excludes taxes collected from customers.

Arrangements with customers are either on a cost plus, rate plus jobs, lump sum services, turnkey contracts and Inspection contracts.

Revenue from services is accounted as follows:

i) In the case of cost plus and rate plus jobs on the basis of services rendered and amount billable under the contract.

ii) In the case of lump sum services and turnkey contracts, consideration of the respective contract agreed with the customer multiplied by proportion of actual direct costs of the work performed to latest estimated total direct cost of the work performed i.e. percentage completion method.

iii) In the case of inspection contracts providing for a percentage fee on project cost, on the basis of physical progress duly certified.

Contract modifications are accounted for when additions, deletions or changes are approved either to the contract scope or contract price (or both). The accounting for modifications of contracts involves assessing whether the services added to an existing contract are distinct and whether the pricing is at the standalone selling price. Services added that are not distinct are accounted for on a cumulative catch up basis, while those that are distinct are accounted for prospectively, either as a separate contract, if the additional services are priced at the standalone selling price, or as a termination of the existing contract and creation of a new contract if not priced at the standalone selling price.

Provisions for estimated losses, if any, on uncompleted contracts are recorded in the period in which such losses become probable based on the expected contract estimates at the reporting date.

Other claims including interest on outstanding are accounted for when there is probability of ultimate collection.

TURNOVER/WORK-IN-PROGRESS

a) No income has been taken into account on jobs for which:

   i. The terms of consideration receivable by the Company have not been settled and/or scope of work has not been clearly defined and therefore, it is not possible in the absence of settled terms to determine whether there is a profit or loss on such jobs. However, Expenditures incurred by the Company during the year are recognised as revenue. Further, in cases where minimum undisputed terms have been agreed to by the clients, income has been accounted for on the basis of such undisputed terms though the final terms are still to be settled.

   ii. The terms have been agreed to at lumpsum services/turnkey contracts and outcome of job cannot be estimated reliably.

b) The cost of such jobs as stated in 'a' above is carried forward as work-in- progress at actual direct cost.

DIVIDEND INCOME

Dividend on units/shares is accounted for when right to receive payment is established.

INTEREST INCOME ON INCOME TAX REFUND

Interest on income tax refund is accounted for upon receipt of such interest.

(Refer note 44 of financial statements for accounting treatment in respect of unbilled revenue, income received in advance (contract liabilities) and performance related obligations.)

C. INTANGIBLE ASSETS

Recognition

Intangible assets (softwares) are stated at their cost of acquisition less accumulated amortization less impairment, if any.

Subsequent measurement (amortisation)

The cost of capitalized software is amortized on straight line method over a period of three years from the date of its acquisition.

However, software individually costing upto INR 5 lakhs is fully amortized during the year of its acquisition.

The amortisation period and the amortisation method of software are reviewed at least at the end of each reporting period.

The residual value of software is considered as nil. Day to day maintenance of intangibles is charged to the Statement of Profit and Loss.

Exchange difference arising on translation of foreign operations pertaining to intangible assets are added/deducted from the Gross block of Intangible assets.

De-recognition

An intangible asset is derecognised upon disposal or when no future economic benefits are expected from its use or disposal.

D. PROPERTY, PLANT AND EQUIPMENT AND CAPITAL WORK IN PROGRESS

Recognition

Properties plant and equipment are stated at cost, net of accumulated depreciation and accumulated impairment losses, if any. Capital work in progress is stated at cost, net of accumulated impairment loss, if any. The cost of property, plant and equipment comprises purchase price, borrowing cost (if capitalization criteria are met), directly attributable cost of bringing the asset to its working condition for the intended use and the present value of the initial estimate of any decommissioning or site abandonment obligation, wherever applicable. Any trade discount and rebates are deducted in arriving at the cost of property, plant and equipment. When significant parts of plant and equipment are required to be replaced at intervals, the Company depreciates them separately based on their specific useful lives. The cost of any software purchased initially along with the computer hardware is being capitalized along with the cost of the hardware. Any subsequent acquisition/up-gradation of software is being capitalized as an intangible asset.

Whenever any new office space is acquired and partitions/fixtures and fittings are provided to make it suitable for use, the expenditure on the same is capitalized as furniture fixtures and depreciation is charged thereon. When significant parts of the property are required to be replaced at intervals, the Company depreciates them separately based on their specific useful lives. All other repair and maintenance costs are recognised in statement of profit and loss as incurred.

Subsequent measurement (depreciation)

Depreciation on Property, plant and equipment is charged on straight line method either on the basis of rates arrived at with reference to the useful life of the assets evaluated by the Committee consisting of technical experts and approved by the management or rates arrived at based on the useful life prescribed under Part C of Schedule II of the Companies Act, 2013, whichever is higher. Refer Note 43 for the useful life of various assets under PPE.

100% depreciation is provided on library books in the year of purchase.

Property, plant and equipment individually costing less than INR 5,000 are fully depreciated in the year of acquisition. Residual value of property plant and equipment is upto 5% of the original cost till such assets is disposed.

The residual values, useful lives and method of depreciation of property, plant and equipment are reviewed at each financial year end and adjusted prospectively.

De-recognition

An item of property, plant and equipment and any significant part initially recognised is derecognised upon disposal or when no future economic benefits are expected from its use or disposal. Any gain or loss arising on de-recognition of the asset is recognised in the statement of profit and loss when the asset is derecognised.

Physical verification of the property, plant and equipment is carried out by the Company in a phased manner to cover all the items over a period of three years. The discrepancies noticed, if any, are accounted for in the year in which such differences are found, after obtaining the requisite approvals.

E. LEASES

Company as a lessee

The Company assesses whether a contract contains a lease, at inception of a contract. A contract is, or contains, a lease if the contract conveys the right to control the use of an identified asset for a period of time in exchange for consideration. To assess whether a contract conveys the right to control the use of an identified asset, the Company assesses whether: (i) the contract involves the use of an identified asset (ii) the Company has substantially all of the economic benefits from use of the asset through the period of the lease and (iii) the Company has the right to direct the use of the asset.

The Company determines the lease term as the non-cancellable period of a lease, together with both periods covered by an option to extend the lease if the Company is reasonably certain to exercise that option; and periods covered by an option to terminate the lease if the Company is reasonably certain not to exercise that option. In assessing whether the Company is reasonably certain to exercise an option to extend a lease, or not to exercise an option to terminate a lease, it considers all relevant facts and circumstances that create an economic incentive for the Company to exercise the option to extend the lease, or not to exercise the option to terminate the lease.

At the date of commencement of the lease, the Company recognizes a right-of-use asset ("ROU") and a corresponding lease liability for all lease arrangements.

The Company applies the short-term lease recognition exemption to its short-term leases (i.e., those leases that have a lease term of twelve months or less from the commencement date and do not contain a purchase option) and low value exemption for low value leases. For these short-term and low value leases, the Company recognizes the lease payments as an operating expense on a straight-line basis over the term of the lease.

The right-of-use assets are initially recognized at cost, which comprises the initial amount of the lease liability adjusted for any lease payments made at or prior to the commencement date of the lease plus any initial direct costs less any lease incentives. They are subsequently measured at cost less accumulated depreciation, and impairment losses, if any.

Right-of-use assets are depreciated from the commencement date on a straight-line basis over the shorter of the lease term and useful life of the underlying asset except for perpetual lease. Right of use assets are tested for impairment whenever there is any indication that their carrying amounts may not be recoverable. Impairment loss, if any, is recognised in the statement of profit and loss.

The lease liability is initially measured at amortized cost at the present value of the future lease payments. In calculating the present value of lease payments, the Company uses its incremental borrowing rate at the lease commencement date because the interest rate implicit in the lease is not readily determinable.

Lease liability and ROU asset have been separately presented in the Balance Sheet and lease payments have been classified as financing cash flows.

The carrying amount of Right of use assets and lease liabilities is adjusted for early termination of lease.

Company as a lessor

Operating lease

Leases in which the Company does not transfer substantially all the risks and rewards of ownership of an asset are classified as operating leases. Assets leased out under operating leases are capitalized.

When the Company is an intermediate lessor, it accounts for its interests in the head lease and the sub lease separately. The sublease is classified as a finance lease or operating lease by reference to the right of use asset arising from the head lease.

Rental income from operating leases is recognized on straight line basis over the lease term.

F. INVESTMENT PROPERTIES

Recognition

Investment properties are properties held to earn rentals or for capital appreciation, or both. Investment properties are stated at cost, net of accumulated depreciation, and accumulated impairment losses, if any. The cost comprises purchase price, borrowing cost if capitalization criteria are met and directly attributable cost of bringing the asset to its working condition for the intended use. Any trade discount and rebates are deducted in arriving at the purchase price. An investment property held as right-of use asset are measured initially at its cost in accordance with Ind AS 116.

When significant parts of the property are required to be replaced at intervals, the Company depreciates them separately based on their specific useful lives. All other repair and maintenance costs are recognised in statement of profit and loss as incurred.

Subsequent measurement (depreciation)

Depreciation on investment properties is charged on straight line method, either on the basis of rates arrived at with reference to the useful life of the assets evaluated by the Committee consisting of technical experts and approved by the management or rates arrived at based on useful life prescribed under Part C of Schedule II of the Companies Act, 2013, whichever is higher (refer note 43 for the useful life of various categories of assets, classified as investment property).

Premium paid on land where lease agreements have been executed for specified period are written off over the period of lease proportionately.

Transfers are made to (or from) investment properties only when there is an actual change in use of such property rather than the intended change and there is evidence of the change in use. Transfers between investment property, owner-occupied property do not change the carrying amount of the property transferred.

De-recognition

Investment properties are derecognised either when they have been disposed off or when they are permanently withdrawn from use and no future economic benefit is expected from their disposal. The difference between the net disposal proceeds and the carrying amount of the asset is recognised in statement of profit and loss in the year of de-recognition.

G. FOREIGN CURRENCY

Functional and presentation currency

The financial statements are presented in INR, which is also the functional currency of the Company.

Foreign currency transactions and balances

Initial recognition

Foreign currency transactions are accounted for at average monthly rates based on market rates for preceding month in respect of Pound Sterling, US Dollars, Euro, Australian Dollar, Canadian Dollar, Swiss Franc and Japanese Yen and in respect of other currencies at Government rates prevailing in the month. However, foreign currency transactions in respect of sub-contractors/ vendors are recorded at bank rate prevailing on the date of transaction.

Conversion

Foreign currency monetary items are retranslated using the exchange rate prevailing at the reporting date. Non- monetary items which are measured in terms of historical cost denominated in a foreign currency are reported using the exchange rate at the date of the transaction.

Assets and liabilities of foreign operations are translated into INR using the exchange rate prevailing at the balance sheet date and their statement of profit and loss are translated at exchange rates prevailing at the dates of the transactions. For practical reasons, the Company uses an average exchange rate for previous month.

Exchange differences

Exchange differences arising on the settlement of monetary items, or on reporting such monetary items at rates different from those at which they were initially recorded during the year, or reported in previous financial statements, are recognized as income or as expenses in the year in which they arise.

For the foreign operation of the Company, exchange differences arising on translation are recognised under other comprehensive income as exchange differences on translation of foreign operations and accumulated under the head other equity.

H. IMPAIRMENT OF NON-FINANCIAL ASSETS

Impairment of cash generating assets are reviewed for impairment whenever an event or changes in circumstances indicate that carrying amount of such assets may not be recoverable. If such assets are considered to be impaired, the impairment to be recognized is measured by the amount by which the carrying amount of the assets exceeds the fair value of assets.

Impairment loss is reversed only if there has been a change in the assumptions used to determine the asset's recoverable amount since the last impairment loss was recognised. If it is found that some of the impairment losses already recognized needs to be reversed the reversals are recognized in the statement of profit and loss in the year of reversal and is restricted to the carrying amount of the asset does not exceed its recoverable amount, nor exceed the carrying amount that would have been determined, net of depreciation, had no impairment loss been recognised for the asset in prior years.

I. FINANCIAL INSTRUMENTS

Financial assets

Initial recognition and measurement

All financial assets are recognized initially at fair value, plus, in case of financial assets not recorded at fair value through profit or loss (FVTPL), transaction cost that are directly attributable to the acquisition of the financial asset, except for trade receivables which are initially measured at transaction price.

Subsequent measurement

The Company determines the classification of its financial assets based on its business model for managing the financial assets and the contractual terms of the cash flows. The Company's financial assets are classified into the following categories: -

- those to be measured at fair value (either through other comprehensive income or through profit or loss). These includes equity securities at fair value through other comprehensive income (FVTOCI) and investment in mutual fund at fair value through profit or loss (FVTPL).
- those to be measured at amortized cost using the effective interest rate (EIR) method. These comprises trade receivables, loan receivables, security deposit, deposit with banks, unbilled revenue, retention against contracts, cash and bank balances, other assets, and receivables.

On initial recognition, the Company has made an irrevocable election to present the subsequent changes in fair value through other comprehensive income for equity instruments (other than subsidiaries, joint ventures and associates) that are not held for trading.

De-recognition of financial assets

A financial asset is primarily de-recognised when the contractual rights to receive cash flows from the asset have expired or the Company has transferred its rights to receive cash flows from the asset.

Financial liabilities

Initial recognition and measurement

All financial liabilities are recognised initially at fair value and transaction cost that is attributable to the acquisition of the financial liabilities is also adjusted.

Subsequent measurement

The Company's financial liabilities are subsequently measured at amortised cost using the effective interest method which mainly include lease liabilities, trade payables, security deposit, retentions, and other liabilities.

De-recognition of financial liabilities

A financial liability is de-recognised when the obligation under the liability is discharged or cancelled or expires. When an existing financial liability is replaced by another from the same lender on substantially different terms, or the terms of an existing liability are substantially modified, such an exchange or modification is treated as the de- recognition of the original liability and the recognition of a new liability. The difference in the respective carrying amounts is recognised in the statement of profit and loss.

Offsetting of financial instruments

Financial assets and financial liabilities are offset, and the net amount is reported in the balance sheet if there is a currently enforceable legal right to offset the recognised amounts and there is an intention to settle on a net basis, to realize the assets and settle the liabilities simultaneously.

Forward contracts

A forward contract is recognised as an asset or a liability on the commitment date. Outstanding forward contracts as at reporting date are restated using the mark to market information and resultant gain/(loss) is accounted in statement of profit and loss.

J. IMPAIRMENT OF FINANCIAL ASSETS

In accordance with Ind-AS 109, the Company applies Expected Credit Loss (ECL) model for measurement and recognition of impairment loss for financial assets.

ECL is the difference between all contractual cash flows that are due to the Company in accordance with the contract and all the cash flows that the Company expects to receive. When estimating the cash flows, the Company is required to consider –

- All contractual terms of the financial assets (including prepayment and extension) over the expected life of the assets.
- Cash flows from the sale of collateral held or other credit enhancements that are integral to the contractual terms.

Trade receivables and contract assets

As a practical expedient the Company has adopted 'simplified approach' using the provision matrix method for recognition of expected loss on trade receivables. The provision matrix is based on historical default rates observed over the expected life of the trade receivables and is adjusted for forward-looking estimates. At every reporting date, the historical default rates are updated and changes in the forward-looking estimates are analysed. Further receivables are segmented for this analysis where the credit risk characteristics of the receivable are similar.

Expected credit loss on contract assets is determined based on management judgement.

Other financial assets

For recognition of impairment loss on other financial assets and risk exposure, the Company determines whether there has been a significant increase in the credit risk since initial recognition and if credit risk has increased significantly, impairment loss is provided.

K. PROVISIONS, CONTINGENT LIABILITIES AND CONTINGENT ASSETS

A provision is recognized when the Company has a present obligation as a result of past event and it is probable that an outflow of resources embodying economic benefits will be required to settle the obligation and a reliable estimate can be made of the amount of the obligation, based on all the relevant facts, available at the end of the reporting period. Provisions are determined based on the best estimate of the consideration required to settle the obligation at the reporting date, taking into account the risks and uncertainties surrounding the obligation. These estimates are reviewed at each reporting date and adjusted to reflect the current best estimates.

The provision for estimated liabilities on account of guarantees and warranties etc. in respect of lumpsum services and turnkey contracts awarded to the Company are being made on the basis of management's assessment of risk and consequential probable liabilities on each such jobs.

Provisions are discounted to their present values, where the time value of money is material.

Contingent Liabilities are possible obligation arises from past events and whose existence will be confirmed only by the occurrence or non-occurrence of one or more uncertain future events not wholly within the control of the Company or a present obligation that arises from past events but is not recognized because it is not probable that an outflow of resources embodying economic benefits will be required to settle the obligation or the amount of the obligation cannot be estimated reliably, the obligation is disclosed as measured with sufficient reliability. Where it is not probable that a present obligation exists, the Company discloses contingent liability unless the possibility of an outflow of resources embodying economic benefits is remote.

Contingent liabilities relating to direct taxes, indirect taxes, financial liabilities, legal cases and others, whether disputed or not, are disclosed on the basis of judgment of the management using the above policy backed by independent expert's opinion/ guidance, wherever required and reviewed at year end to reflect the current management estimate.

In respect of disputed cases, wherein the Company has lost the case in arbitration or other forums, if the management determines that there is no present obligation, on the basis of evidence available (including expert's opinion), the same is disclosed as a contingent liability, unless the possibility of outflow of resources is remote. Contingent assets are disclosed in the Financial Statements by way of notes to accounts when an inflow of economic benefits is probable. However, when realization of income is virtually certain, related asset is recognized.

Refer note 40 for the detailed discussion on the nature of contingent liabilities of the Company existing as on the balance sheet date.

L. GOVERNMENT GRANTS

Government grants are recognized where there is reasonable assurance that the grant will be received, and all attached conditions will be complied with.

Government grants related to a revenue item, are recognized in statement of profit and loss as a deduction from related reported expense.

Government grants related to an asset are recognized as deferred income in the balance sheet and are recognised as income in the ratio of depreciation over the expected useful life of the related asset.

When the Company receives grant as a non-monetary asset, the asset and the grant are recorded at fair value. The amount is then recognised in statement of profit and loss over the expected useful life in a pattern of consumption of the benefit of the underlying asset.

M. OIL AND GAS EXPLORATION ACTIVITIES

The Company follows 'Successful Efforts Method' in accounting for Oil and Gas exploration and production activities as detailed below:

- Survey costs are charged as expense in the year of its incurrence.
- Acquisition costs, cost of incomplete/undecided exploratory wells and development costs are carried as intangible assets under development till these are either transferred to producing properties on completion or expensed in the year when determined to be dry, as the case may be.

The Company share of proved oil and gas reserves are disclosed when notified by the operator of the relevant block.

The Company proportionate share in the assets, liabilities, income and expenditure of jointly controlled assets are accounted for as per the participating interest.

Capitalization of Producing Properties

Producing Properties are capitalised as "completed wells/producing wells" when the wells in the area/field are ready to commence commercial production on establishment of proved developed Oil and Gas reserves.

Cost of Producing Properties includes cost of successful exploratory wells, developed wells, initial depreciation of support equipment & facilities and estimated future abandonment cost.

Depletion of producing Properties

Producing Properties are depleted using the "Unit of Production Method (UOP)". The depletion or unit of production charged for all the capitalized cost is calculated in the ratio of production during the year to the proved developed reserves at the year end.

Production Cost of producing Properties

Company share of production costs as indicated by Operator consists of pre well head and post well head expenses including depreciation and applicable operating cost of support equipment and facilities.

N. RESEARCH AND DEVELOPMENT EXPENDITURE

Revenue expenditure on Research and Development is charged to statement of profit and loss in the year the expenditure is incurred. Capital Expenditure on Research and Development is capitalized under property, plant and equipment.

O. FINANCIAL GUARANTEES

Financial guarantee contracts

Financial guarantee contracts are those contracts that require a payment to be made to reimburse the holder for a loss it incurs because the specified debtor fails to make a payment when due in accordance with the terms of a debt instrument.

Initial recognition

Financial guarantee contracts are recognised initially as a liability at fair value, adjusted for transaction costs that are directly attributable to the issuance of the guarantee.

Subsequent recognition

Subsequently, the liability is measured at the higher of the amount of expected loss allowance determined as per impairment requirements of Ind-AS 109 and the amount recognised less cumulative amortisation.

P. INVENTORIES

Inventories in respect of stores, spares and chemicals etc. are valued at lower of cost and net realizable value. Cost is determined on "First In, First Out" basis.

Net realizable value is the estimated selling price in the ordinary course of business, less estimated costs of completion and estimated costs necessary to make the sale.

Physical verification of inventory including store and spare items (excluding materials in-transit) is carried out by the Company annually. The discrepancies noticed, if any, are accounted for in the year in which such differences are found.

Q. INCOME TAXES

Tax expense recognized in statement of profit and loss comprises the sum of deferred tax and current tax except the ones recognized in other comprehensive income or directly in equity.

Current income tax assets and liabilities are measured at the amount expected to be recovered from or paid to the taxation authorities. Calculation of current tax is based on tax rates and tax laws that have been enacted for the reporting period.

Current income tax relating to items recognised outside profit and loss is recognised outside profit and loss (either in other comprehensive income or in equity). Current tax items are recognised in correlation to the underlying transaction either in other comprehensive income or directly in equity.

Management evaluates positions taken in the tax returns with respect to situations in which applicable tax regulations are subject to interpretation and establish provisions, wherever applicable.

Deferred tax is provided using the liability method on temporary differences between the tax bases of assets and liabilities and their carrying amounts for financial reporting purposes at the reporting date. Deferred tax assets are recognized to the extent that it is probable that the underlying tax loss or deductible temporary difference will be utilized against future taxable income. This is assessed based on forecast of future operating results, adjusted for significant non-taxable income and expenses and specific limits on the use of any unused tax loss or credit.

Deferred tax assets and liabilities are measured at the tax rates that are expected to apply in the year when the asset is realised, or the liability is settled based on tax rates (and tax laws) that have been enacted or substantively enacted at the reporting date. Deferred tax relating to items recognised outside profit and loss is recognised outside profit and loss (either in other comprehensive income or in equity).

The carrying amount of deferred tax assets is reviewed at each reporting date and reduced to the extent that it is no longer probable that sufficient taxable profit will be available to allow all or part of the deferred tax asset to be utilized. Unrecognized deferred tax assets are re-assessed at each reporting date and are recognised to the extent that it has become probable that future taxable profits will allow the deferred tax asset to be recovered.

The Company offsets deferred tax assets and deferred tax liabilities as it has a legally enforceable right to set off current tax assets and current tax liabilities and the deferred tax assets and deferred tax liabilities relate to income taxes levied by the same taxation authority on either the same taxable entity or different taxable entities which intend either to settle current tax liabilities and assets on a net basis, or to realise the assets and settle the liabilities simultaneously, in each future period in which significant amounts of deferred tax liabilities or assets are expected to be settled or recovered.

R. INVESTMENT IN EQUITY INSTRUMENTS OF CONSOLIDATED ENTITIES

The Company's investment in equity instruments of subsidiaries, associates and joint ventures are accounted for at cost.

S. INVESTMENT IN JOINTLY CONTROLLED OPERATIONS

A joint operation is one whereby the jointly controlling parties, known as the joint operators, have rights to the assets, and obligations for the liabilities, relating to the arrangement. A joint operation is generally not structured through a separate legal vehicle.

The particulars of joint operations considered in the financial statements are as under:

S. No.	Name of the Company	Country of Incorporation	Relationship	31 March 2026	31 March 2025
1	CB-ONN-2010/11	India	Joint Operation	23.53%	23.53%
2	CB-ONN-2010/08	India	Joint Operation	22.22%	22.22%

The Company accounts for proportionate share in the assets, liabilities, income and expenditure of the said jointly controlled operations as participating interest.

T. CASH AND CASH EQUIVALENTS

Cash comprises cash on hand and demand deposits i.e., balances held with banks in current accounts for unrestrictive use. Cash equivalents are short term, highly liquid investments that are readily convertible into known amount of cash and which are subject to an insignificant risk of changes in value. The Company considers unrestrictive time deposits with banks having an original maturity of three months or less as cash equivalent.

U. POST-EMPLOYMENT BENEFITS, LONG-TERM AND SHORT-TERM EMPLOYEE BENEFITS

Defined benefit plans

Under the defined benefit plans, the amount that an employee will receive on retirement is defined by reference to the employee's length of service and final salary. The legal obligation for any benefits remains with the Company, even if plan assets for funding the defined benefit plan have been set aside. Plan assets may include assets specifically designated to a long-term benefit fund as well as qualifying insurance policies. Defined benefit plans include gratuity, provident fund, leave encashment, post-retirement medical benefit, long service awards and other retirement benefit plans.

The liability recognised in the statement of financial position for defined benefit plans is the present value of the Defined Benefit Obligation (DBO) at the reporting date less the fair value of plan assets.

Management estimates the DBO annually with the assistance of independent actuaries using the projected unit credit method. Remeasurements, comprising of actuarial gains/losses, the effect of the asset ceiling, excluding amounts included in net defined benefit liability and the return on plan assets (excluding amounts included in net interest on the net defined benefit liability), are recognised immediately in the balance sheet with a corresponding debit or credit to retained earnings through included in other comprehensive income in the period in which they occur. Remeasurements are not reclassified to profit or loss in subsequent periods.

The current service cost is recognized in the statement of profit and loss under 'employee benefits expense'.

Net interest which is recognized in the statement of profit and loss under 'employee benefits expense' represents the net change in present value of plan obligations and the value of plan assets resulting from the passage of time, and is determined by applying the discount rate to the present value of the benefit obligation and to the fair value of plan assets at the beginning of the year, taking into account expected changes in the obligation or plan assets during the year.

Other long-term benefits

The liabilities for leave (earned and half pay leave) not expected to be settled wholly within 12 months after the end of the period in which the employees render the related service. The Company has secured these liabilities against the plan assets. The liability is recognised in the statement of financial position basis the present value of expected future payments to be made in respect of services provided by employees upto the end of reporting period (using the projected unit credit method) less the fair value of plan assets.

Liability in respect of long-service awards is recognised in the statement of financial position basis the present value of expected future payments to be made in respect of services provided by employees up to the end of reporting period (using the projected unit credit method).

Short-term employee benefits

Short term benefits comprising of employee costs such as salaries, bonus etc. are accrued in the year in which the associated service is rendered by employees.

Defined contribution plans

Contributions with respect to pension scheme and superannuation fund are made to the trust set-up by the Company for the purpose and are charged to the statement of profit and loss, when employees have rendered service entitling them to the contributions.

Other benefits

Voluntary retirement expenses are charged to statement of profit and loss in the year of its incurrence.

V. EARNINGS PER SHARE

Basic earnings per share is calculated by dividing the net profit or loss for the period attributable to equity shareholders (after deducting attributable taxes) by the weighted average number of equity shares outstanding during the period. The weighted average number of equity shares outstanding during the period is adjusted for events including a bonus issue.

For the purpose of calculating diluted earnings per share, the net profit or loss for the period attributable to equity shareholders and the weighted average number of shares outstanding during the period are adjusted for the effects of all dilutive potential equity shares.

W. NON-CURRENT ASSETS HELD FOR SALE

Non-current assets are classified as held for sale if their carrying amount is intended to be recovered principally through a sale (rather than through continuing use) when the asset is available for immediate sale in its present condition subject only to terms that are usual and customary for sale of such asset and the sale is highly probable is expected to qualify for recognition as a completed sale within one year from the date of classification.

Non-current assets classified as held for sale are measured at lower of their carrying amount and fair value less cost to sell. The determination of fair value less cost to sell includes use of management estimates and assumptions.

Non-current assets are not depreciated or amortized while they are classified as held for sale.

X. RECENT ACCOUNTING PRONOUNCEMENT

Ministry of Corporate Affairs ("MCA") notifies new standards or amendments to the existing standards under Companies (Indian Accounting Standards) Rules as issued from time to time. For the year ended March 31, 2026, MCA has notified amendments to certain Companies (Indian Accounting Standards) as below:

Ind AS 1, Presentation of Financial Statements, applicable w.e.f. April 1, 2025 – The amendment relates to classification of liabilities as current or non-current and non-current liabilities with covenants. In the context of classifying a liability as current, it removes the requirement of existence of a right to defer settlement for at least 12 months after the reporting date and instead requires that the said right should exist on the reporting date and have substance. The amendment also introduces guidance on classification of liabilities with covenants. The Company has no impact of these amendments in its classification criteria of current and non-current liabilities.

Ind AS 7, Statement of Cash Flows and Ind AS 107, Financial Instruments: Disclosures, applicable w.e.f. April 1, 2025 – The amendment in Ind AS 7 requires to inform users of financial statements of the existence of supplier finance arrangements and explain the nature of the arrangements, the carrying amount of liabilities and the range of payment due dates. Ind AS 107 has been amended to add supplier finance arrangements as a factor that may cause concentration of liquidity risk. The Company has reviewed the amendment and based on its evaluation has determined that it does not have any impact in its financial statements.

Ind AS 12, Income Taxes, applicable w.e.f. April 1, 2025 - Amendments introduced in relation to the International Tax Reform – OECD Pillar Two Model Rules, including disclosure requirements for entities affected by global minimum tax regulations. The Company has reviewed the amendment and based on its evaluation has determined that it does not have any impact in its financial statements.

Ind AS 21, The Effects of Changes in Foreign Exchange Rates, applicable w.e.f. April 1, 2025- Amendments provide guidance for determining exchange rates when a currency is not exchangeable and prescribe related disclosure requirements. The Company has reviewed the amendment and based on its evaluation has determined that it does not have any significant impact in its financial statements.

Y. SIGNIFICANT MANAGEMENT JUDGEMENT IN APPLYING ACCOUNTING POLICIES AND ESTIMATION UNCERTAINTY

Significant management judgements

When preparing the financial statements, management undertakes a number of judgements, estimates and assumptions about the recognition and measurement of assets, liabilities, income and expenses, accompanying disclosures (including disclosure of contingent liabilities).

The following are significant management judgements in applying the accounting policies of the Company that have the most significant effect on the financial statements.

Revenue – For Lumpsum services and Turnkey Contracts, the Company recognises revenue using the percentage completion method. Use of the percentage completion method requires the Company to estimate the cost incurred relative to total expected cost to the satisfaction of performance obligation. This requires estimates to be made of the outcomes of long-term construction and service contracts, which require assessments and judgements to be made on changes in work scopes, balance efforts, cost and time to complete the contract including probability of levy for liquidated damages and price reduction for delay to the extent they are probable and they are capable of being reliably measured. Cost and time incurred have been used to measure progress towards completion as there is a direct relationship between input and satisfaction of performance obligation.

Recognition of deferred tax assets – The extent to which deferred tax assets can be recognized is based on an assessment of the probability of future taxable income against which the deferred tax assets can be utilized.

Property lease classification as a lessor- The Company has entered into leases for office/residential premises. The Company has determined, based on an evaluation of the terms and conditions of the arrangements, such as the lease term not constituting a major part of the economic life of the commercial property and the present value of the minimum lease payments not amounting to substantially all of the fair value of the commercial property, that it retains substantially all the risks and rewards incidental to ownership of these properties and accounts for the contracts as operating leases.

Estimation uncertainty

Information about estimates and assumptions that have the most significant effect on recognition and measurement of assets, liabilities, income and expenses is provided below. Actual results may be substantially different.

Recoverability of advances/receivables – At each balance sheet date, based on historical default rates observed over expected life, the management assesses the expected credit loss on outstanding receivables and advances.

Defined benefit obligation (DBO) – Management's estimate of the DBO is based on a number of critical underlying assumptions such as standard rates of inflation, medical cost trends, mortality, discount rate and anticipation of future salary increases. Variation in these assumptions may significantly impact the DBO amount and the annual defined benefit expenses. The assumptions for each plan are reviewed annually and adjusted if necessary.

Provisions – At each balance sheet date, based on the management judgment, changes in facts and legal aspects, the Company assesses the requirement of provisions against the outstanding warranties and guarantees. However, the actual future outcome may be different from this judgement.

Determination of functional currency - The Company has determined that INR is the functional currency as a substantial amount of its revenue and cost is in INR.

Determination of Materiality - Ind AS requires assessment of materiality by the Company for accounting and disclosure of various transactions in the financial statements. Accordingly, the Company assesses materiality limits for various items for accounting and disclosures and follows on a consistent basis.

Note - 4A

Property, Plant and Equipment

(₹ in Lakhs)

Particulars	Freehold land	Building	Plant and machinery	Computer hardware	Furniture, fixtures and office / construction equipments	Vehicles	Library books	E&P Assets Producing Property	Total
Gross carrying amount									
At 1 April 2024	298.08	25,396.55	1,154.15	5,798.32	3,660.00	8.52	78.26	750.78	37,144.66
Additions	-	304.99	175.44	139.76	145.04	-	-	-	765.23
Transfers from capital-work-in progress	-	719.95	271.10	984.89	166.15	-	-	-	2,142.09
Reclassification from/to investment property due to change in use	-	(183.53)	-	-	(4.65)	-	-	-	(188.18)
Reclassification to Held for Sale	-	(324.80)	-	-	(193.05)	-	-	-	(517.85)
Exchange difference on translation of foreign operation	-	0.36	-	8.82	10.28	-	-	-	19.46
Disposals/assets written off/Adjustment	-	(60.85)	-	(12.50)	(46.20)	-	-	(1.92)	(121.47)
Balance as at 31 March 2025	**298.08**	**25,852.67**	**1,600.69**	**6,919.29**	**3,737.57**	**8.52**	**78.26**	**748.86**	**39,243.94**
Additions	-	76.26	26.89	379.04	211.49	7.58	-	-	701.26
Transfers from capital-work-in progress	-	5,286.84	-	436.84	699.95	-	-	-	6,423.63
Exchange difference on translation of foreign operation	-	1.19	-	38.66	55.34	-	-	-	95.19
Disposals/assets written off/Adjustment	-	(7.82)	-	(666.87)	(31.25)	-	-	-	(705.94)
Balance as at 31 March 2026	**298.08**	**31,209.14**	**1,627.58**	**7,106.96**	**4,673.10**	**16.10**	**78.26**	**748.86**	**45,758.08**
Accumulated depreciation									
At 1 April 2024	-	8,208.16	299.74	4,271.14	2,249.81	2.67	78.26	83.60	15,193.38
Charge for the year	-	837.83	115.66	639.04	303.34	1.13	-	68.18	1,965.18
Reclassification from/to investment property due to change in use	-	(37.11)	-	-	(2.13)	-	-	-	(39.24)
Reclassification to Held for Sale	-	(201.38)	-	-	(148.82)	-	-	-	(350.20)
Exchange difference on translation of foreign operation	-	0.50	-	3.29	16.21	-	-	-	20.00
Adjustments for disposals	-	(50.18)	-	(12.12)	(16.74)	-	-	-	(79.04)
Balance as at 31 March 2025	**-**	**8,757.82**	**415.40**	**4,901.35**	**2,401.67**	**3.80**	**78.26**	**151.78**	**16,710.08**
Charge for the year	-	953.65	131.48	683.31	321.65	1.87	-	28.25	2,120.21
Exchange difference on translation of foreign operation	-	1.39	-	31.33	41.41	-	-	-	74.13
Adjustments for disposals	-	(4.33)	-	(613.60)	(13.68)	-	-	-	(631.61)
Balance as at 31 March 2026	**-**	**9,708.53**	**546.88**	**5,002.39**	**2,751.05**	**5.67**	**78.26**	**180.03**	**18,272.81**
Accumulated Impairment									
At 1 April 2024	-	-	-	-	-	-	-	501.69	501.69
Provision for Impairment provided during the year	-	-	-	-	-	-	-	(6.21)	(6.21)
Balance as at 31 March 2025	**-**	**-**	**-**	**-**	**-**	**-**	**-**	**495.48**	**495.48**
Provision for Impairment provided during the year	-	-	-	-	-	-	-	0.95	0.95
Balance as at 31 March 2026	**-**	**-**	**-**	**-**	**-**	**-**	**-**	**496.43**	**496.43**
Net book value as at 31 March 2025	**298.08**	**17,094.85**	**1,185.29**	**2,017.94**	**1,335.90**	**4.72**	**-**	**101.60**	**22,038.38**
Net book value as at 31 March 2026	**298.08**	**21,500.61**	**1,080.70**	**2,104.57**	**1,922.05**	**10.43**	**-**	**72.40**	**26,988.84**

(i) Contractual obligations

Refer to note 40B(a) for disclosure of contractual commitments for the acquisition of property, plant and equipment.

(ii) Restirction on title of property, plant and equipment and Right-of-use assets, refer note 42 (ii).

(iii) On transition to Ind AS, the company has elected to continue wih the carrying value of all its PPE recognized as at April 1, 2015 measured as per the previous GAAP and use that carrying value as the deemed cost of PPE.

Note - 4B
Right-of-Use Assets

(₹ in Lakhs)

Particulars	Land*	Building	Vehicles	Computer Hardware	Total
Gross carrying amount					
At 1 April 2024	937.27	1,639.59	631.95	3,037.58	6,246.39
Additions	-	48.05	294.41	-	342.46
Disposals/assets written off/Adjustment	-	(12.87)	-	(17.27)	(30.14)
Balance as at 31 March 2025	**937.27**	**1,674.77**	**926.36**	**3,020.31**	**6,558.71**
Additions	248.90	529.98	40.79	315.96	1,135.63
Disposals/assets written off/Adjustment	-	(66.30)	-	(3.11)	(69.41)
Balance as at 31 March 2026	**1,186.17**	**2,138.45**	**967.15**	**3,333.16**	**7,624.93**
Accumulated depreciation					
At 1 April 2024	129.94	817.53	394.97	989.13	2,331.57
Charge for the year	10.73	540.34	134.45	758.30	1,443.82
Adjustments for disposals	-	(11.43)	-	(9.96)	(21.39)
Balance as at 31 March 2025	**140.67**	**1,346.44**	**529.42**	**1,737.47**	**3,754.00**
Charge for the year	10.73	403.76	157.97	795.57	1,368.03
Adjustments for disposals	-	(30.59)	-	(2.24)	(32.83)
Balance as at 31 March 2026	**151.40**	**1,719.61**	**687.39**	**2,530.80**	**5,089.20**
Net book value as at 31 March 2025	**796.60**	**328.33**	**396.94**	**1,282.84**	**2,804.71**
Net book value as at 31 March 2026	**1,034.77**	**418.84**	**279.76**	**802.36**	**2,535.73**

Note :

The aggregate depreciation expense on ROU assets is included under depreciation and amortization expense in the statement of Profit and Loss.

* Includes land parcel, physical possession of which was taken in FY 2025-26 from Maharashtra Industrial Development Corporation (MIDC). Lease deed of land by MIDC in favour of the company is executed on 6th May, 2026. The project execution activities have been initiated. The Gross carrying amount in respect of such land represent the acquisition cost including provision for registration charges and stamp duty payable on execution on lease deed. (Refer note 42 (ii)).

Note - 4C
Capital work-in-progress

The Capital work in progress comprises cost of Property, Plant and Equipment, other Intangibles assets and Investment Property that are not yet ready for their intended use at the balance sheet date, the details of which are as under:

(₹ in Lakhs)

Particulars	Capital work-in-progress	Total
Carrying amount		
At 1 April 2024	3,568.31	3,568.31
Additions	3,286.13	3,286.13
Transfer to Property, Plant and Equipment, Investment Property and other Intangibles assets	(2,250.23)	(2,250.23)
Adjustment during the year	(36.87)	(36.87)
Balance as at 31 March 2025	**4,567.34**	**4,567.34**
Additions	5,106.67	5,106.67
Transfer to Property, Plant and Equipment, Investment Property and other Intangibles assets	(6,517.26)	(6,517.26)
Adjustment during the year	(72.33)	(72.33)
Balance as at 31 March 2026	**3,084.42**	**3,084.42**

Capital work-in-progress ageing schedule for the year ended March 31, 2026 is as follows:

(₹ in Lakhs)

Particulars	Amount in CWIP for a period of				Total
	Less than 1 year	1-2 years	2-3 years	More Than 3 years	
Projects in progress	2,961.07	43.30	35.03	45.02	3,084.42
Projects temporarily suspended	-	-	-	-	-
Total	**2,961.07**	**43.30**	**35.03**	**45.02**	**3,084.42**

Capital work-in-progress ageing schedule for the year ended March 31, 2025 is as follows:

(₹ in Lakhs)

Particulars	Amount in CWIP for a period of				Total
	Less than 1 year	1-2 years	2-3 years	More Than 3 years	
Projects in progress	2,744.21	937.70	597.42	222.41	4,501.74
Projects temporarily suspended	8.76	37.01	7.19	12.64	65.60
Total	**2,752.97**	**974.71**	**604.61**	**235.05**	**4,567.34**

Completion Schedule of Capital work in Progress for Projects where completion is overdue or Cost has exceeded its Original Plan as on 31.03.2026

(₹ in Lakhs)

Particulars	To be completed in			
	Less than 1 year	1-2 years	2-3 years	More than 3 years
i) Projects in progress				
Engineers India Bhawan Renovation	2245.28	-	-	-
CBG Plant in Maharashtra	11.37	-	-	-
Construction of New Lab Building Pilot Plant	74.76	-	-	-
Renovation of Flats at Konark Nagar	20.58	-	-	-
Furnishing work of Branch office at Kingdom of Saudi Arabia	390.60	-	-	-
ii) Projects temporarily suspended				

Completion Schedule of Capital work in Progress for Projects where completion is overdue or Cost has exceeded its Original Plan as on 31.03.2025

(₹ in Lakhs)

Particulars	To be completed in			
	Less than 1 year	1-2 years	2-3 years	More than 3 years
i) Projects in progress				
Engineers India Bhawan Renovation	103.71	-	-	-
Renovation of EIL Housing Complex Vashi Navi Mumbai	342.13	-	-	-
Construction of New Lab Building Pilot Plant	1,473.74	-	-	-
ii) Projects temporarily suspended				
Renovation of AG Tower	52.97	-	-	-
Development of State of Art Training Centre	12.63	-	-	-

Revenue expenditure transferred to Capital work in Progress during the year ended:

(₹ in Lakhs)

Particulars	31 March 2026	31 March 2025
Employee Benefit Expenses (Refer note 28)	235.17	-
Technical assistance/sub contracts (Refer note 26)	10.45	-
Other expenses (Refer note 31)	1.42	-
Total	**247.04**	**-**

Note - 5
Investment Property

(₹ in Lakhs)

Particulars	Leasehold land	Building and related fixtures/ assets	Total
Gross carrying amount			
At 1 April 2024	615.37	4,259.45	4,874.82
Additions	-	3.19	3.19
Transfers from capital-work-in progress	-	56.99	56.99
Reclassification from/to property, plant and equipment due to change in use	-	188.18	188.18
Disposals/assets written off/Adjustment	-	(1.93)	(1.93)
Balance as at 31 March 2025	**615.37**	**4,505.88**	**5,121.25**
Additions	-	9.50	9.50
Transfers from capital-work-in progress	-	93.63	93.63
Disposals/assets written off/Adjustment	-	-	-
Balance as at 31 March 2026	**615.37**	**4,609.01**	**5,224.38**
Accumulated depreciation			
At 1 April 2024	35.45	1,162.69	1,198.14
Charge for the year	7.55	166.46	174.01
Reclassification from/to property, plant and equipment due to change in use	-	39.24	39.24
Adjustments for disposals	-	(0.47)	(0.47)
Balance as at 31 March 2025	**43.00**	**1,367.92**	**1,410.92**
Charge for the year	7.55	164.68	172.23
Adjustments for disposals	-	-	-
Balance as at 31 March 2026	**50.55**	**1,532.60**	**1,583.15**
Net book value as at 31 March 2025	**572.37**	**3,137.96**	**3,710.33**
Net book value as at 31 March 2026	**564.82**	**3,076.41**	**3,641.23**

On transition to Ind AS i.e. April 1, 2015, the Company has re-classified certain items from Property, Plant and Equipment to investment property. For the same, Company has elected to use the exemption available under Ind AS 101 to continue the carrying value for such assets as recognized in the Financial Statements as at the date of transition to Ind AS, measured as per the previous GAAP and use that as its deemed cost as at the date of transition (April 1, 2015).

(i) Amounts recognised in statement of profit and loss for investment properties

(₹ in Lakhs)

Particulars	31 March 2026	31 March 2025
Rental income	2,396.30	2,294.03
Less:		
Direct operating expenses generating rental income	526.64	511.87
Direct operating expenses that did not generate rental income	241.52	295.82
Profit/(Loss) from leasing of investment properties	**1,628.14**	**1,486.34**

(ii) Leasing arrangements

Certain investment properties are leased to tenants under long-term/short term operating leases with rentals payable monthly. Refer note 39(B) for details.

(iii) Fair value of investment property

Description	Fair Value (₹ in Lakhs)	
	31 March 2026	31 March 2025
Residential flats	15,232.48	14,382.93
Land and building	36,845.06	35,554.78
Office premises	1,375.09	1,296.86

Fair value hierarchy and valuation technique

The fair value of investment property has been determined by external, independent property registered valuers, as defined under Rule 2 of Companies (Registered Valuers and Valuation) Rules 2017, having appropriate recognised professional qualification and recent experience in the location and category of the property being valued. The Company obtains independent valuations for its investment properties annually and fair value measurement has been categorised as Level 3. The fair valuation has been carried out using current prices in an active market for similar properties (market approach) and under replacement cost method (cost approach).

Note - 6A
Other Intangible Assets

(₹ in Lakhs)

Particulars	Computer software	Total
Gross carrying amount		
At 1 April 2024	3,734.12	3,734.12
Additions	504.43	504.43
Transfers from capital-work-in progress	51.15	51.15
Exchange difference on translation of foreign operation	(3.49)	(3.49)
Disposals/assets written off	-	-
Balance as at 31 March 2025	**4,286.21**	**4,286.21**
Additions	190.87	190.87
Exchange difference on translation of foreign operation	126.27	126.27
Disposals/assets written off	(131.60)	(131.60)
Balance as at 31 March 2026	**4,471.75**	**4,471.75**
Accumulated amortisation		
At 1 April 2024	3,245.89	3,245.89
Amortisation charge for the year	346.78	346.78
Exchange difference on translation of foreign operation	7.39	7.39
Adjustments for disposals	-	-
Balance as at 31 March 2025	**3,600.06**	**3,600.06**
Amortisation charge for the year	493.09	493.09
Exchange difference on translation of foreign operation	85.68	85.68
Adjustments for disposals	(131.60)	(131.60)
Balance as at 31 March 2026	**4,047.23**	**4,047.23**
Net book value as at 31 March 2025	**686.15**	**686.15**
Net book value as at 31 March 2026	**424.52**	**424.52**

On transition to Ind AS, the company has elected to continue wih the carrying value of all its Intangible assets recognized as at April 1, 2015 measured as per the previous GAAP and use that carrying value as the deemed cost of Intangile assets.

Note - 6B
Intangible assets under development

(₹ in Lakhs)

Particulars	Exploration and evaluation assets	Total
Gross carrying amount		
At 1 April 2024	2,047.08	2,047.08
Additions	-	-
Transfer/adjustment	-	-
Disposals/assets written off	(0.62)	(0.62)
Balance as at 31 March 2025	**2,046.46**	**2,046.46**
Additions	-	-
Transfer/adjustment	-	-
Disposals/assets written off	(13.87)	(13.87)
Balance as at 31 March 2026	**2,032.59**	**2,032.59**
Provision for Impairment		
At 1 April 2024	2,047.08	2,047.08
For the year	(0.62)	(0.62)
Transfer/adjustment	-	-
Balance as at 31 March 2025	**2,046.46**	**2,046.46**
For the year	(13.87)	(13.87)
Transfer/adjustment	-	-
Balance as at 31 March 2026	**2,032.59**	**2,032.59**
Net book value as at 31 March 2025	**-**	**-**
Net book value as at 31 March 2026	**-**	**-**

Intangible assets under development ageing schedule for the year ended March 31, 2026 is as follows:

(₹ in Lakhs)

Particulars	Amount in CWIP for a period of				Total
	Less than 1 year	1-2 years	2-3 years	More Than 3 years	
Projects in Progress					
Intangible assets under development (Exploration and evaluation assets)	-	-	2.97	593.73	596.70
Projects temporarily suspended					
Intangible assets under development (Exploration and evaluation assets)	-	-	-	1,435.89	1,435.89
Less: Provision for Impairment					**(2,032.59)**
Total					**-**

Intangible assets under development ageing schedule for the year ended March 31, 2025 is as follows:

(₹ in Lakhs)

Particulars	Amount in CWIP for a period of				Total
	Less than 1 year	1-2 years	2-3 years	More Than 3 years	
Projects in Progress					
Intangible assets under development (Exploration and evaluation assets)	-	2.97	4.99	602.61	610.57
Projects temporarily suspended					
Intangible assets under development (Exploration and evaluation assets)	-	-	-	1,435.89	1,435.89
Less: Provision for Impairment					**(2,046.46)**
Total					**-**

Note - 7

A Investments - Non-Current

(₹ in Lakhs)

Particulars	31 March 2026	31 March 2025
Equity instruments		
Investment in subsidiary companies (unquoted) (At cost)		
Certification Engineers International Limited	20.00	20.00
9,00,000 (previous year 31 March 2025: 900,000) equity shares of ₹ 100 each fully paid up in wholly owned subsidiary, out of which 8,80,000 equity shares were received by way of Bonus shares		
Sub-total (A)	**20.00**	**20.00**
Investment in joint venture companies (unquoted) (At cost)		
TEIL Projects Limited	541.61	541.61
5,500,000 (previous year 31 March 2025 : 5,500,000) equity shares of ₹ 10 each fully paid up		
Less: Impairment in value of investments	(541.61)	(541.61)
Sub-total (B)	**-**	**-**
Ramagundam Fertilizers and Chemicals Limited	49,146.24	49,146.24
491,462,400 (previous year 31 March 2025: 491,462,400) equity shares of ₹ 10 each fully paid up		
Sub-total (C)	**49,146.24**	**49,146.24**
Investment in Associate companies (unquoted) (At cost)		
LLC Bharat Energy Office	75.97	75.97
Participating interest of 20%(previous year 31 March 2025: 20%)		
Sub-total (D)	**75.97**	**75.97**
Other Investment (unquoted) (Designated at FVTOCI)		
Numaligarh Refinery Limited #	1,02,410.62	93,830.00
7,68,67,541 (previous year 31 March 2025: 6,42,93,914 equity shares of ₹ 10 fully paid up and 1,25,73,627 equity shares of ₹ 10 each partly paid of ₹ 7.50 each) equity shares of ₹ 10 each fully paid up, out of which 3,21,46,957 equity shares were received by way of bounus shares.		
Sub-total (E)	**1,02,410.62**	**93,830.00**
Grand total (A+B+C+D+E)	**1,51,652.83**	**1,43,072.21**
Aggregate book value of unquoted investments - Gross book value	1,52,194.44	1,43,613.82
Aggregate amount of impairment in value of investments	541.61	541.61

Particulars	Principal place of business	Ownership interests	Accounted on
Certification Engineers International Limited	India	100%	Stated at cost as per the provisions of Ind AS 27 'Separate Financial Statements'
TEIL Projects Limited (under liquidation)	India	50%	
LLC Bharat Energy Office	Russia	20%	
Ramagundam Fertilizers and Chemicals Limited	India	26%	

 # During the FY 2025-26 Company has paid fourth and final call of ₹ 27.50 per share (including securities premium of ₹ 25 per share) towards right issue of 1,25,73,627 equity shares of ₹ 10 each subscribed in FY 2023-24.

B Investments - Current

(₹ in Lakhs)

Particulars	31 March 2026	31 March 2025
Liquid plan of mutual funds (quoted) (At FVTPL)		
Baroda BNP Paribas Overnight Fund 530308.431 units	7502.39	-
- *Direct Plan Growth -OND2 31 March 2026 NAV -₹ 1414.7208 (Previous Year 31 March 25 NAV- Nil)*		
Aditya Birla Sun Life Liquid Fund 189669.075 units	844.12	-
- *Direct Plan Growth - 31 March 2026 NAV -₹ 445.0503 (Previous Year 31 March 25 NAV- Nil)*		
Axis Liquid Fund Nil units (Previous year 31 March 2025: 20084.116 units)	-	579.15
- *Direct Growth -CFDG 31 March 2026 NAV - Nil (Previous Year 31 March 25 NAV- ₹ 2883.5986)*		
	8,346.51	**579.15**
Aggregate book value of quoted investments	8,346.51	579.15
Aggregate market value of quoted investments	8,346.51	579.15

Note - 8

A Loans - Non-Current

(At Amortised Cost, Considered good unless otherwise stated)

(₹ in Lakhs)

Particulars	31 March 2026	31 March 2025
Secured		
Loans to related parties* :		
Loans to directors	-	-
Loans to employees	6,681.23	6,230.77
Unsecured		
Loans to related parties* :		
Loans to directors	9.40	18.56
Loans to employees	5,872.60	5,613.31
	12,563.23	**11,862.64**

B Loans - Current

(At Amortised Cost, Considered good unless otherwise stated)

(₹ in Lakhs)

Particulars	31 March 2026	31 March 2025
Secured		
Loans to related parties*:		
Loans to directors	-	-
Loans to employees	869.07	742.21
Unsecured		
Loans to related parties* :		
Loans to directors	11.00	12.39
Loans to employees :		
Considered good	1,941.55	1,708.90
Considered doubtful	3.16	3.16
	2,824.78	**2,466.66**
Less: Allowance for expected credit losses	(3.16)	(3.16)
	2,821.62	**2,463.50**

** Refer note 38 (D)*

Note - 9

A Other Financial Asset - Non-Current

(Unsecured, considered good at amortised cost unless otherwise stated)

(₹ in Lakhs)

Particulars	31 March 2026	31 March 2025
Security deposits	168.94	178.08
Bank deposits with maturity more than 12 months	12.41	11.33
	181.35	**189.41**

(i) The above bank deposits includes ₹ 12.41 lakhs (previous year 31 March 2025: ₹ 11.33 lakhs) held as margin money/ security against bank guarantees.

B Other Financial Asset - Current

(Unsecured, considered good at amortised cost unless otherwise stated)

(₹ in Lakhs)

Particulars	31 March 2026	31 March 2025
Security deposits :		
Considered good	247.95	296.93
Considered doubtful	11.78	4.75
Retention against contracts	15.73	15.73
Work-in-progress*:		
Considered good	0.06	9.24
Considered doubtful	374.88	332.67
Contract assets:		
Considered good	1,09,670.23	80,121.39
Considered doubtful	370.42	358.04
Others	4,250.17	408.65
	1,14,941.22	**81,547.40**
Less: Allowance for expected credit losses	(757.08)	(695.46)
	1,14,184.14	**80,851.94**

*As taken, valued and certified by the management

Note - 10
Deferred Tax Assets (net)

(₹ in Lakhs)

Particulars	31 March 2026	31 March 2025
Deferred tax assets arising on:		
Employee benefits:		
Provision for leave encashment	9,502.58	9,050.22
Provision for post retirement medical benefits	9,728.38	8,864.06
Provision for other benefits on retirement	100.04	102.39
Provision for long service awards	32.18	32.25
Provision for employee related expenses allowed on payment basis	0.32	1,168.15
Provision for contractual obligations	15,118.83	13,886.08
Provision for estimated losses	18.69	17.32
Provision for doubtful debts and advances	3,230.46	3,019.89
Provision for Impairment of Oil Blocks	636.50	639.76
Others:		
Provision for loss in joint venture	77.45	77.45
Amortised cost financial instruments	246.74	144.02
Leases	45.11	51.20

(₹ in Lakhs)

Particulars	31 March 2026	31 March 2025
Capital Grant	6.17	6.91
Foreign currency translation reserve	-	16.85
Short Term Capital Gain	3.21	4.16
Deferred tax liabilities arising on:		
Depreciation	(3,203.51)	(3,088.77)
Net gain/(loss) on Equity Shares Carried at Fair value through OCI	(2,655.39)	(1,922.82)
Others:		
Foreign currency translation reserve	(5.10)	-
	32,882.66	**32,069.12**

Movement in above mentioned deferred tax assets and liabilities

(₹ in Lakhs)

Particulars	1 April 2024	Recognised in other comprehensive income	Recognised in statement of profit and loss	31 March 2025	Recognised in other comprehensive income	Recognised in statement of profit and loss	31 March 2026
Deferred tax assets arising on:							
Employee benefits	19,990.03	674.51	(1,447.47)	19,217.07	969.43	(823.00)	19,363.50
Provision to MSE vendors allowed on payment basis	1,134.18	-	(1,134.18)	-	-	-	-
Provision for contractual obligations	14,999.55	-	(1,113.47)	13,886.08	-	1,232.75	15,118.83
Provision for estimated losses	4.10	-	13.22	17.32	-	1.38	18.70
Provision for Impairment of Oil Blocks	641.48	-	(1.72)	639.76	-	(3.26)	636.50
Provision for doubtful debts and advances	3,235.30	-	(215.41)	3,019.89	-	210.57	3,230.46
Others	276.76	6.05	17.78	300.59	(16.85)	94.94	378.68
Deferred tax liabilities arising on:							
Depreciation	(2,883.78)	-	(204.99)	(3,088.77)	-	(114.74)	(3,203.51)
Net gain/(loss) on Equity Shares Carried at Fair value through OCI	(2,887.52)	964.70	-	(1,922.82)	(732.57)	-	(2,655.39)
Others	-	-	-	-	(5.10)	-	(5.10)
Total	**34,510.10**	**1,645.26**	**(4,086.24)**	**32,069.12**	**214.91**	**598.64**	**32,882.66**

Note - 11

Non-Current Tax Assets (net)

(₹ in Lakhs)

Particulars	31 March 2026	31 March 2025
Advance income tax (net of provision for taxation amounting to ₹ 10,790.58 lakhs (Previous year 31 March 2025: ₹ 24,354.44 lakhs))	329.89	2,442.01
	329.89	**2,442.01**

Note - 12

A Other Non-Current Assets

(Unsecured, considered good unless otherwise stated)

(₹ in Lakhs)

Particulars	31 March 2026	31 March 2025
Capital advances	0.23	0.23
Prepaid expense and rent advance	3,182.32	2,341.85
	3,182.55	**2,342.08**

B Other Current Assets

(Unsecured, considered good unless otherwise stated)

(₹ in Lakhs)

Particulars	31 March 2026	31 March 2025
Advances to vendors/contractors:		
Considered good *	28,493.43	33,969.73
Considered doubtful	5.51	5.43
Prepaid expenses	1,687.26	1,359.03
Deposit with statutory authorities	6,543.22	6,670.07
Claims receivable :		
Considered good	0.60	0.60
Considered doubtful	1.79	1.79
Advances to employees :		
Considered good	293.10	208.57
Considered doubtful	0.09	0.09
Other advances	4.53	5.50
	37,029.53	**42,220.81**
Less: Impairment of non-financial assets	(7.38)	(7.31)
	37,022.15	**42,213.50**

* Includes ₹ 18,300.15 Lakhs (previous year as at 31 March 2025: ₹ 17,800.15 Lakhs) being amount deposited with courts/legal authorities, realisation of same is subject to final outcome of legal proceedings

Note - 13 Inventories

(lower of cost or net realizable value)

(₹ in Lakhs)

Particulars	31 March 2026	31 March 2025
Stores, spares and chemicals in hand*	52.07	63.80
	52.07	**63.80**

* Includes projects inventory to the tune of Nil (previous year 31 March 2025: ₹ 1.87 lakhs)

Note - 14
Trade receivables

(At amortised cost)

(₹ in Lakhs)

Particulars	31 March 2026	31 March 2025
Trade receivable (Unsecured):		
From Related Parties:		
Considered good	55.89	164.42
Considered Doubtful (Credit Impaired)	0.85	890.09
From Others:		
Considered good	45,101.96	41,921.25
Considered Doubtful (Credit Impaired)	16,387.97	10,485.94
	61,546.67	**53,461.70**
Less: Allowance for expected credit losses #	(16,388.82)	(11,376.03)
	45,157.85	**42,085.67**

Trade receivable ageing schedule for the year ended as on March 31, 2026 and March 31, 2025:

31 March 2026

(₹ in Lakhs)

Particulars	Outstanding for following periods from due date of payment					Total
	Less than 6 months	6 months-1 year	1-2 years	2-3 years	More than 3 years	
(i) Undisputed Trade receivables- considered good	29,938.27	11,059.97	3,459.21	699.60	0.80	45,157.85
(ii) Undisputed Trade Receivables – which have significant increase in credit risk	-	-	-	-	-	-
(iii) Undisputed Trade Receivables- Credit impaired	584.52	762.37	533.96	213.33	10,056.80	12,150.97
(iv) Disputed Trade receivables- considered good	-	-	-	-	-	-
(v) Disputed Trade Receivables – which have significant increase in credit risk	-	-	-	-	-	-
(vi) Disputed Trade receivables- Credit impaired	-	-	-	-	4,237.85	4,237.85
Total	**30,522.78**	**11,822.34**	**3,993.17**	**912.93**	**14,295.45**	**61,546.67**
Less: Allowance for expected credit losses #						(16,388.82)
Trade receivables						**45,157.85**

During the year ended 31 March, 2026, an amount of ₹ 4,237.85 lakhs has been transferred from contract liability to provision for doubtful debts.

31 March 2025

(₹ in Lakhs)

Particulars	Outstanding for following periods from due date of payment					Total
	Less than 6 months	6 months-1 year	1-2 years	2-3 years	More than 3 years	
(i) Undisputed Trade receivables- considered good	28,330.90	6,578.62	1,565.77	1,371.73	4,238.65	42,085.67
(ii) Undisputed Trade Receivables – which have significant increase in credit risk	-	-	-	-	-	-
(iii) Undisputed Trade Receivables- Credit impaired	398.03	462.88	312.58	836.80	9,365.74	11,376.03
(iv) Disputed Trade receivables- considered good	-	-	-	-	-	-
(v) Disputed Trade Receivables – which have significant increase in credit risk	-	-	-	-	-	-
(vi) Disputed Trade receivables- Credit impaired	-	-	-	-	-	-
Total	**28,728.93**	**7,041.50**	**1,878.35**	**2,208.53**	**13,604.39**	**53,461.70**
Less: Allowance for expected credit losses						(11,376.03)
Trade receivables						**42,085.67**

Note - 15
Cash and cash equivalents

(₹ in Lakhs)

Particulars	31 March 2026	31 March 2025
Balances with banks in current account*	8,486.27	13,356.47
Banks deposits having maturity of less than three months**	6.50	79.95
Cash in hand, including Imprest*	13.85	17.96
	8,506.62	**13,454.38**

** Includes ₹ 130.51 lakhs (previous year 31 March 2025: ₹ 128.01 lakhs) in currencies which are not repatriable.*

*** Includes interest accrued on bank deposits ₹ 0.003 lakhs (previous year 31 March 2025: ₹ 0.10 lakhs)*

*** Pertains to bank deposit held on behalf of client ₹ 6.50 lakhs (previous year 31 March 2025: ₹ 79.95 lakhs)*

Note - 16
Bank balances other than cash and cash equivalents

(₹ in Lakhs)

Particulars	31 March 2026	31 March 2025
Unpaid dividend account	446.16	168.87
Unspent CSR on Ongoing Project	1.71	7.34
Amount held on behalf of clients	687.64	789.04
Banks deposits having maturity of more than three months but are due for maturity within twelve months from balance sheet date (refer Notes below)	1,18,377.02	1,09,847.21
	1,19,512.53	**1,10,812.46**

Notes:

(i) Includes bank deposits having more than twelve months original maturity of ₹ 41,580.00 lakhs (previous year 31 March 2025: ₹ 18,943.00 lakhs).

(ii) Includes interest accrued on bank deposits ₹ 1,386.74 lakhs (previous year 31 March 2025: ₹ 2,503.21 lakhs), out of which ₹ 10.09 lakhs (previous year 31 March 2025: Nil) pertains to Interest on bank depoits held on behalf of Client(s).

(iii) Includes bank deposit held on behalf of client(s) ₹ 2,580.28 lakhs (previous year 31 March 2025: Nil)

Note- 16A
Assets Held for Sale

The Company has classified non- current assets including old residential flats as Assets held for sale which is under the process of disposal and is expected to be completed in the financial year 2026-27 based on the fair value as determined as approved by the competent authority in this regard. The Company expects that the fair value less costs to sell is higher than the carrying amount.

(₹ in Lakhs)

Particulars	31 March 2026	31 March 2025
Details are as follows:		
Building	67.87	122.35
Furniture, fixtures and office / construction equipments	12.61	41.90
	80.48	**164.25**

Note - 17
Equity Share Capital

(₹ in Lakhs)

Particulars	31 March 2026	31 March 2025
Authorised share capital		
800,000,000 (previous year 31 March 2025: 800,000,000) equity shares of par value of ₹ 5 each	40,000.00	40,000.00
	40,000.00	**40,000.00**
Issued share capital		
562,123,373 (previous year 31 March 2025: 562,123,373) equity shares of par value of ₹ 5 each	28,106.17	28,106.17
	28,106.17	**28,106.17**
Subscribed and paid up		
562,042,373 (previous year 31 March 2025: 562,042,373) equity shares of par value of ₹ 5 each	28,102.12	28,102.12
Add: Forfeited shares	0.01	0.01
Amount originally paid up on 2,600 equity shares of par value of ₹ 5 each (previous year 31 March 2025: 2,600 equity shares of par value of ₹ 5 each)		
	28,102.13	**28,102.13**

a) Reconciliation of shares outstanding at the beginning and at the end of the year

Equity shares	31 March 2026 Number	31 March 2025 Number
Shares outstanding at the beginning of the year	56,20,42,373	56,20,42,373
Less : Buy back of shares during the year	-	-
Shares outstanding at the end of the year	**56,20,42,373**	**56,20,42,373**

b) Details of share holding of promoters

Promoter name	31 March 2026 Number	31 March 2025 Number
President of India	28,84,58,584	28,84,58,584
% of total shares	51.32%	51.32%
% Change During the Year	-	-

c) Details of shareholders holding more than 5% equity shares in the Company

Name of shareholders	31 March 2026 Number	31 March 2025 Number
President of India	28,84,58,584	28,84,58,584
	51.32%	51.32%

d) Other disclosures

	31 March 2026 Number	31 March 2025 Number
Aggregate number of equity shares having par value of ₹ 5 each has been bought back by way of buy back during the period of five years immediately preceding the Balance sheet date	6,98,69,047	6,98,69,047

e) Terms and rights attached to equity shares

The Company is having only one class of equity shares having par value of ₹ 5 each. Each Shareholder is eligible for one vote per share held. The Dividend proposed by Board of Directors is subject to the approval of Shareholders in the ensuing Annual General Meeting except in case of Interim Dividend. In the event of Liquidation, Equity Shareholders are eligible to receive the remaining assets of the Company after distribution of all preferential amount in proportion to their shareholding.

Note - 18
Other equity

(₹ in Lakhs)

Particulars	31 March 2026	31 March 2025
A. General reserve		
Balance at the beginning of the year	1,91,508.68	1,71,822.89
Add: Transferred from retained earnings	24,147.95	19,685.79
Sub-total (a)	**2,15,656.63**	**1,91,508.68**
B. Capital Redemption reserve		
Balance at the beginning of the year	5,591.54	5,591.54
Add: Transfer from General reserve	-	-
Sub-total (b)	**5,591.54**	**5,591.54**

(₹ in Lakhs)

Particulars	31 March 2026	31 March 2025
C. Retained earnings		
Balance at the beginning of the year	24,688.45	16,305.89
Add: Transferred from Statement of Profit and Loss	63,874.10	46,523.76
Add: Transferred from CSR Activity Reserve	315.66	842.03
Add: Transferred from Corpus for Medical Benefits for Employees retired prior to 01.01.2007	1,133.78	999.12
Less OCI of remeasurement of defined benefit plans (net of tax)	952.31	1,700.02
Less: Transfer to General reserve	24,147.95	19,685.79
Less: Interim and Final Dividend	25,291.91	16,861.27
Less: Transferred to CSR Activity Reserve	933.79	810.18
Less: Transferred to Corpus for Medical Benefits for Employees retired prior to 01.01.2007	1,250.25	925.09
Sub-total (c)	**37,435.78**	**24,688.45**
D. CSR activity reserve		
Balance at the beginning of the year	45.36	77.21
Add: Transferred from retained earnings	933.79	810.18
Less: Transferred to Retained earnings	315.66	842.03
Sub-total (d)	**663.49**	**45.36**
E. Corpus for Medical Benefits for Employees retired prior to 01.01.2007		
Balance at the beginning of the year	534.76	608.79
Add: Transferred from retained earnings	1,250.25	925.09
Less: Transferred to Retained earnings	1,133.78	999.12
Sub-total (e)	**651.23**	**534.76**
F. Exchange difference on translation of foreign operation		
Balance at the beginning of the year	9.65	33.97
Add: Transferred from Statement of Profit and Loss (OCI) (net of tax)	287.89	(24.32)
Sub-total (f)	**297.54**	**9.65**
G. Net gain/(loss) on Equity Shares carried at Fair Value through OCI		
Balance at the beginning of the year	11,523.45	8,585.47
Add: Transferred from Statement of Profit and Loss (OCI) (net of tax)	4,390.31	2,937.98
Sub-total (g)	**15,913.76**	**11,523.45**
Grand total (a+b+c+d+e+f+g)	**2,76,209.97**	**2,33,901.89**

Nature and purpose of other reserves

General Reserve

General Reserve is created out of the accumulated profits of the Company as per the provisions of Companies Act.

Capital Redemption Reserve

The Company has Created Capital Redemption Reserve out of free reserves, a sum equal to the nominal value of the shares purchased transferred to the capital redemption reserve account.

Retained Earnings

Retained Earnings (excluding accumulated balance of remeasurement of Defined Benefit Plans) represents surplus/ accumulated earnings of the company and are available for distribution to Shareholders.

CSR Activity Reserve

The Company is required to create the CSR Activity Reserve for the allocation of expenses in respect of CSR activities. CSR Activity Reserve represents unspent amount, out of amounts set aside of profit earned in the past years for meeting social obligations as per Department of Public Enterprise guidelines for Corporate Social Responsibility and provisions of the Companies Act, 2013 and rules made thereunder.

Corpus for Medical Benefits for Employees retired prior to 01.01.2007

The Company has created separate corpus of medical benefits to retired employees who have retired prior to 01.01.2007 in terms of DPE guidelines.

Other Comprehensive Income (OCI)

Other comprehensive income represents balance arising on account of translation of foreign operation and gains/(loss) from investments in equity instruments designated at fair value.

Note - 19

A Other Financial Liabilities - Non-Current

(At amortised cost unless otherwise stated)

(₹ in Lakhs)

Particulars	31 March 2026	31 March 2025
Security deposits and retentions	155.69	244.80
	155.69	**244.80**

B Other Financial Liabilities - Current

(At amortised cost unless otherwise stated)

(₹ in Lakhs)

Particulars	31 March 2026	31 March 2025
Security deposits and retentions	36,375.19	31,034.32
Capital creditors	1,890.03	2,566.76
Accrued employees benefits	6,850.54	3,676.10
Unpaid dividend*	135.70	168.87
Amount held on behalf of clients	687.64	789.04
	45,939.10	**38,235.09**

**Excluding amount paid to Investor Education And Protection Fund*

Note - 20

A Provisions - Non-Current

(₹ in Lakhs)

Particulars	31 March 2026	31 March 2025
Employees' post retirement/long-term benefits	473.01	486.74
Provision for abandonment costs*	25.98	25.98
	498.99	**512.72**

B Provisions - Current

(₹ in Lakhs)

Particulars	31 March 2026	31 March 2025
Employees' post retirement/long-term benefits	6,310.08	9,472.88
Provision for contractual obligations*	60,071.60	55,173.55
Provision for expected losses*	74.27	68.80
Provision for corporate social responsibility**	25.99	114.91
	66,481.94	**64,830.14**

*Disclosure of movement in provision as required in Ind AS 37 is given in note no.51

**Disclosure of movement in provision is given in note no. 60

Note - 21

A Other Non-Current Liabilities

(₹ in Lakhs)

Particulars	31 March 2026	31 March 2025
Advances received from clients	2,204.76	273.22
Deferred income	43.16	51.41
	2,247.92	**324.63**

B Other Current Liabilities

(₹ in Lakhs)

Particulars	31 March 2026	31 March 2025
Advances received from clients	12,964.40	7,002.15
Income received in advance	66,241.54	84,887.54
Service tax/GST payable	5,995.63	5,619.20
Withholding for employees including employers contribution	1,972.62	1,463.25
Withholding for income taxes/TDS	2,889.85	2,898.66
Deferred income	31.59	30.48
Other liabilities	731.37	816.31
	90,827.00	**1,02,717.59**

Note - 22
Trade payables

(At amortised cost)

(₹ in Lakhs)

Particulars	31 March 2026	31 March 2025
Total outstanding dues of Micro and Small Enterprises* (refer note 53)	9,549.99	8,238.68
Total outstanding dues to Others#	48,659.18	39,024.34
	58,209.17	**47,263.02**

*Includes amount due to related parties of ₹ 12.24 lakhs (previous year 31 March 2025: ₹ 54.47 lakhs)

#Includes amount due to related parties of ₹ 218.39 lakhs (previous year 31 March 2025: ₹ 135.44 lakhs)

Trade payables ageing schedule for the year ended as on March 31, 2026 and March 31, 2025

31 March 2026

(₹ in Lakhs)

Particulars	Not Due	Outstanding for following periods from due date of payment				Total
		Less than 1 year	1-2 years	2-3 years	More than 3 years	
(i) MSME	8,065.11	1,484.87	-	-	-	9,549.98
(ii) Others	34,049.95	10,412.16	0.05	-	-	44,462.16
(iii) Disputed dues- MSME	-	-	-	-	-	-
(iv) Disputed dues- Others	827.84	-	-	-	3,369.19	4,197.03
Grand Total	**42,942.90**	**11,897.03**	**0.05**	**-**	**3,369.19**	**58,209.17**

31 March 2025

(₹ in Lakhs)

Particulars	Not Due	Outstanding for following periods from due date of payment				Total
		Less than 1 year	1-2 years	2-3 years	More than 3 years	
(i) MSME	6,376.81	1,861.87	-	-	-	8,238.68
(ii) Others	18,223.65	16,475.00	-	-	-	34,698.65
(iii) Disputed dues- MSME	-	-	-	-	-	-
(iv) Disputed dues- Others	956.50	-	-	-	3,369.19	4,325.69
Grand Total	**25,556.96**	**18,336.87**	**-**	**-**	**3,369.19**	**47,263.02**

Note: *Generally, undisputed trade payables are settled on or before the due dates and amount outstanding beyond due dates are on account of pending compliance of contractual/ statutory requirement by vendors.*

Note - 23
Current Tax Liabilities (net)

(₹ in Lakhs)

Particulars	31 March 2026	31 March 2025
Provision for taxation (net of advance tax amounting to ₹ 20,928.00 lakhs (previous year 31 March 2025 :Nil))	2,799.12	129.47
	2,799.12	**129.47**

Note - 24
Revenue from operations*

(₹ in Lakhs)

Particulars	31 March 2026	31 March 2025
I Consultancy and engineering services	1,78,204.66	1,67,878.25
Increase/(decrease) in work-in-progress		
Closing work-in-progress	332.66	332.67
Less: Opening work-in-progress	332.67	334.50
	(0.01)	**(1.83)**
Sub-total (A)	**1,78,204.65**	**1,67,876.42**
II Turnkey projects	2,06,747.66	1,34,960.03
Increase/(decrease) in work-in-progress		
Closing work-in-progress	42.27	9.24
Less: Opening work-in-progress	9.24	10.43
	33.03	**(1.19)**
Sub-total (B)	**2,06,780.69**	**1,34,958.84**
Grand total (A+B)	**3,84,985.34**	**3,02,835.26**

* Excludes Goods and Services Tax (GST)

Note - 25
Other income

(₹ in Lakhs)

Particulars	31 March 2026	31 March 2025
Interest income :		
Net Interest Income on Bank Deposits	7,290.73	7,687.19
(Interest passed to client(s) for the period 31 March 2026: ₹ 15.45 Lakhs (Previous year: 31 March 2025: ₹ 0.10 Lakhs))		
Loan to employees	1,344.44	844.48
Income-tax refunds	384.69	-
Financial Assets carried at amortised cost	6.57	9.35

(₹ in Lakhs)

Particulars	31 March 2026	31 March 2025
Others	455.45	613.37
Gain on modification of employee advances	-	181.89
Gain on modification of Leases	0.95	1.39
Amortization of deferred income	35.20	34.74
Dividend income from subsidiary company	1,908.00	1,395.00
Dividend income from Equity Investment	4,381.45	1,129.29
Capital gain from investments in mutual funds	937.68	1,281.02
Profit on sale of assets	71.71	75.64
Foreign exchange difference (net)	1,384.13	437.38
Rental income	2,417.25	2,315.96
Income from exploration & production activities	28.96	73.43
Miscellaneous income	253.53	884.37
	20,900.74	**16,964.50**

Note - 26
Technical assistance/sub contracts

(₹ in Lakhs)

Particulars	31 March 2026	31 March 2025
Technical assistance/sub contracts	1,37,342.00	99,781.63
Less: Inhouse expenditure allocated to Capital work-in-progress (Refer note 4C)	(10.45)	-
	1,37,331.55	**99,781.63**

Note - 27
Construction materials and equipments

(₹ in Lakhs)

Particulars	31 March 2026	31 March 2025
Construction materials and equipments	42,654.08	30,802.81
	42,654.08	**30,802.81**

Note - 28
Employee benefits expense

(₹ in Lakhs)

Particulars	31 March 2026	31 March 2025
Salaries and allowances@		
Staff	83,250.58	80,876.73
Directors	378.93	317.73
Contribution towards employees pension and provident fund and administration charges thereon*		
Staff	7,004.95	7,457.17
Directors	32.20	26.86
Contribution towards employees defined contributory superannuation scheme/National Pension Scheme (NPS)		
Staff	7,617.22	5,616.70
Directors	34.45	25.13

(₹ in Lakhs)

Particulars	31 March 2026	31 March 2025
Staff Welfare #		
Staff	4,316.42	4,780.27
Directors	10.97	11.37
Contribution to gratuity fund (net of contribution received from others)**	1,606.13	1,219.37
Less: Inhouse expenditure allocated to Capital work-in-progress (Refer note 4C)	(235.17)	-
	1,04,016.68	**1,00,331.33**

@ Salaries and Allowances Includes :

a) ₹ 2,457.90 lakhs (previous year : ₹ 4,210.14 lakhs) on account of Leave Encashment Funded Scheme with LIC of India.

b) Nil (previous year : ₹ 820.57 lakhs) on account of estimated enhanced Gratuity ceiling due to increase in Dearness Allowance in terms of DPE guidelines. (Refer note 46)

 # Includes expenditure for medical benefits of ₹ 1,133.78 lakhs (previous year : ₹ 999.12 lakhs) for employees retired prior to 01.1.2007.

**Includes Nil (previous year: ₹ 758.10 Lakhs) towards expense on account of impairment of Provident Fund Trust investment.*

***Includes Term Insurance Premium paid to LIC of India.*

Note - 29
Finance cost

(₹ in Lakhs)

Particulars	31 March 2026	31 March 2025
Unwinding of discount on security deposit	31.82	31.11
Interest on Lease Liabilities	178.93	233.37
	210.75	**264.48**

Note - 30
Depreciation and amortization expenses

(₹ in Lakhs)

Particulars	31 March 2026	31 March 2025
Depreciation on property, plant and equipment	2,120.21	1,965.18
Depreciation of investment property	172.23	174.01
Amortization of other intangible assets	493.09	346.78
Depreciation on Right of use Assets	1,368.03	1,443.82
	4,153.56	**3,929.79**

Note - 31
Other expenses

(₹ in Lakhs)

Particulars	31 March 2026	31 March 2025
A Facilities		
Rent expense - office	1,010.45	720.09
Rent - residential accommodation :		
Staff (net of recovery of ₹ 90.41 lakhs (previous year: ₹ 66.06 lakhs))	1,083.90	836.25
Light, water and power	1,331.78	1,595.80
Insurance	610.54	429.25
Miscellaneous repair and maintenance	6,834.31	5,713.74
Repair and maintenance of own building	105.85	194.75
Repair and maintenance of plant and machinery	263.74	258.68
Hire charges of office equipments	21.69	18.78
Sub total (A)	**11,262.26**	**9,767.34**

(₹ in Lakhs)

Particulars	31 March 2026	31 March 2025
B Corporate costs		
Bank charges	292.45	219.79
Sitting fees to independent directors	45.00	21.60
Advertisement for tender and recruitment	116.90	104.23
Publicity	1,871.88	2,265.22
Subscription	218.57	199.46
Entertainment	253.42	252.65
Remuneration to auditors :		
For Audit	18.25	18.25
For Tax Audit	3.45	3.45
Others	13.48	14.98
Filing fee	0.54	0.11
Legal and professional charges	832.32	838.81
Licences and taxes	608.58	735.10
Loss on sale of assets	30.02	1.00
Fixed assets written off	55.64	19.31
Sub total (B)	**4,360.50**	**4,693.96**
C Other costs		
Consumables/stores/equipment - R&D Centre	11.63	13.44
Travel and conveyance		
Directors*	350.95	299.47
Others	10,154.05	9,675.00
Printing, stationery and general Office supplies	370.65	552.89
Newspapers and periodicals	140.37	129.97
Postage and telecommunications	410.05	376.93
Courier, transportation and handling	27.67	24.68
Commission to foreign agents	398.84	607.09
Allowance for expected credit losses - trade receivables and advances (net)	836.64	(855.85)
Bad debts written off	5.71	608.39
Deposits/Other Assets written off	0.33	0.32
Provision for contractual obligations (net)	4,898.05	(4,392.16)
Provision for expected losses (net)	5.47	52.50
Provision for Impairment of Oil Block	(12.92)	(6.84)
Training Expenses :		
Travel	10.11	3.77
Others	256.43	204.83
CSR Expenses (Refer note 60)	315.66	842.03
Expenditure relating to oil and gas exploration blocks	87.15	115.64
Loss on modification of employee advances	12.59	-
Miscellaneous expenses	268.41	303.45
Sub total (C)	**18,547.84**	**8,555.55**
Total (A+B+C)=D	**34,170.60**	**23,016.85**
Less: Inhouse expenditure relating to		
Capital work-in-progress (Refer note 4C)= (E)	(1.42)	-
Grand Total (D-E)	**34,169.18**	**23,016.85**

**Includes recovery of ₹ 1.88 lakhs on account of use of car (previous year : ₹ 1.08 lakhs)*

Note - 32
Tax expense comprises of:

(₹ in Lakhs)

Particulars	31 March 2026	31 March 2025
Current income tax	20,074.51	10,695.85
Earlier years tax adjustments (net)	0.31	367.02
Deferred tax	(598.64)	4,086.24
	19,476.18	**15,149.11**

The major components of income tax expense and the reconciliation of expected tax expense based on the domestic effective tax rate of the Company at 25.168% (Previous year :25.168%) and the reported tax expense in statement of profit and loss are as follows:

Statement of profit and loss

(₹ in Lakhs)

Particulars	31 March 2026	31 March 2025
Accounting profit before tax	83,350.28	61,672.87
At India's statutory income tax rate of 25.168% (31 March 2025: 25.168%)	20,977.60	15,521.83
Adjustments in respect of tax expense		
Tax impact of exempted income and deductions	(1,582.93)	(635.31)
Tax impact of expenses which will never be allowed	81.49	213.87
Earlier years current tax adjustments (net)	0.31	367.02
Earlier years deferred tax adjustments (net)	(0.29)	(367.02)
Others	-	48.72
	19,476.18	**15,149.11**

The provision for current income-tax has been worked out taking into consideration the provisions of Income Computation and Disclosure Standards notified by Central Board of Direct Taxes vide Notification No. 87/2016 dated September 29, 2016.

Note - 33
Earnings per share

Earnings per Share ("EPS") is determined based on the net profit attributable to the shareholders' of the Company. Basic earnings per share is computed using the weighted average number of shares outstanding during the year. Diluted earnings per share is computed using the weighted average number of common and dilutive common equivalent shares outstanding during the year including share options, except where the result would be anti-dilutive.

(₹ in Lakhs)

Particulars	31 March 2026	31 March 2025
Profit attributable to equity shareholders (Amount in ₹ lakhs)	63,874.10	46,523.76
Weighted average number of equity shares	56,20,42,373	56,20,42,373
Nominal value per share in ₹	5.00	5.00
Earnings per equity share in ₹		
Basic	11.36	8.28
Diluted	11.36	8.28

Note - 34

(i) Fair value hierarchy

Financial assets and financial liabilities are measured at fair value in the financial statement and are grouped into three Levels of a fair value hierarchy. The three Levels are defined based on the observability of significant inputs to the measurement, as follows:

Level 1: quoted prices (unadjusted) in active markets for financial instruments.

Level 2: inputs other than quoted prices included within Level 1 that are observable for the asset or liability, either directly or indirectly

Level 3: unobservable inputs for the asset or liability.

(ii) Financial assets and liabilities measured at fair value – recurring fair value measurements

(₹ in Lakhs)

31 March 2026	Level 1	Level 2	Level 3	Total
Financial assets				
Liquid plan of mutual funds	8,346.51	-	-	8,346.51
Unquoted equity shares (Fair Value) through OCI	-	-	1,02,410.62	1,02,410.62
Total financial assets	**8,346.51**	**-**	**1,02,410.62**	**1,10,757.13**

Financial assets and liabilities measured at fair value – recurring fair value measurements

(₹ in Lakhs)

31 March 2025	Level 1	Level 2	Level 3	Total
Financial assets				
Liquid plan of mutual funds	579.15	-	-	579.15
Unquoted equity shares (Fair Value) through OCI	-	-	93,830.00	93,830.00
Total financial assets	**579.15**	**-**	**93,830.00**	**94,409.15**

(iii) Valuation technique used to determine fair value

Specific valuation techniques used to value Liquid plan of mutual funds include - the use of net asset value for mutual funds on the basis of the statement received from investee party.

Specific valuation techniques used to value Unquoted equity shares (Fair Value) through OCI include - income approach (DCF) and market multiple method.

(iv) Reconciliation Level 3 fair values

The following table shows a reconciliation of opening balances to the closing balances for Level 3 fair values:

(₹ in Lakhs)

Particulars	FY 2025-26	FY 2024-25
Balance as at the beginning of the year	93,830.00	88,398.98
Add: Additional investment during the year	3,457.74	3,457.75
Add: Fair Value gain recognized in Other Comprehensive Income	5,122.88	1,973.27
Less: Fair Value loss recognized in Other Comprehensive Income	-	-
Balance as at the end of the year	**1,02,410.62**	**93,830.00**

Note - 35
Financial instruments

(i) Financial instruments by category

(₹ in Lakhs)

Particulars	31 March 2026			31 March 2025		
	FVTOCI	FVTPL	Amortised cost	FVTOCI	FVTPL	Amortised cost
Financial assets						
Investments - Equity Shares (Fair Value) through OCI	1,02,410.62	-	-	93,830.00	-	-
Investments - mutual funds	-	8,346.51	-	-	579.15	-
Trade receivables	-	-	45,157.85	-	-	42,085.67
Loans	-	-	15,384.85	-	-	14,326.14
Other financial assets	-	-	1,14,365.49	-	-	81,041.35
Cash and cash equivalents	-	-	8,506.62	-	-	13,454.38
Other bank balances	-	-	1,19,512.53	-	-	1,10,812.46
Total financial assets	**1,02,410.62**	**8,346.51**	**3,02,927.34**	**93,830.00**	**579.15**	**2,61,720.00**
Financial liabilities						
Trade payables	-	-	58,209.17	-	-	47,263.02
Security deposits and retentions	-	-	36,530.88	-	-	31,279.12
Lease Liabilities	-	-	1,680.19	-	-	2,211.55
Other financial liabilities (Others)	-	-	7,673.88	-	-	4,634.01
Capital creditors	-	-	1,890.03	-	-	2,566.76
Total financial liabilities	**-**	**-**	**1,05,984.15**	**-**	**-**	**87,954.46**

Investment in mutual funds are valued at fair value through P&L at each Balance Sheet date.

Investment in subsidiaries, associate and joint venture are measured at cost as per Ind AS 27, 'Separate financial statements'.

Investment in other than subsidiaries, associates, joint ventures and mutual funds are valued at fair value through OCI at each Balance Sheet date.

The carrying value of the amortised financial assets and liabilities approximate to the fair value on the respective reporting dates.

(ii) Risk management

The Company's activities expose it to market risk, liquidity risk and credit risk. The Company's board of directors has overall responsibility for the establishment and oversight of the Company's risk management framework. This note explains the sources of risk which the entity is exposed to and how the entity manages the risk and the related impact in the financial statements.

(A) Credit risk

Credit risk is the risk that a counterparty fails to discharge its obligation to the Company. The Company's exposure to credit risk is influenced mainly by cash and cash equivalents, trade receivables and financial assets measured at amortised cost. The Company continuously monitors defaults of customers and other counterparties and incorporates this information into its credit risk controls.

a) Credit risk management

i) Credit risk rating

The Company assesses and manages credit risk of financial assets based on following categories arrived on the basis of assumptions, inputs and factors specific to the class of financial assets.

A: Low credit risk on financial reporting date

B: Moderate credit risk

C: High credit risk

The Company provides for expected credit loss based on the following:

Asset group	Basis of categorisation	Provision for expected credit loss
Low credit risk	Cash and cash equivalents, other bank balances, loans, trade receivables and other financial assets	12 month expected credit loss
Moderate credit risk	Trade receivables, loans and other financial assets	Life time expected credit loss or 12 month expected credit loss
High credit risk	Trade receivables	Life time expected credit loss or fully provided for

In respect of trade receivables, the company recognises a provision for lifetime expected credit loss.

Based on business environment in which the Company operates, a default on a financial asset is considered when the counter party fails to make payments within the agreed time period as per contract. Loss rates reflecting defaults are based on actual credit loss experience and considering differences between current and historical economic conditions.

Assets are written off when there is no reasonable expectation of recovery, such as a debtor declaring bankruptcy or a litigation decided against the Company. The Company continues to engage with parties whose balances are written off and attempts to enforce repayment. Recoveries made are recognised in statement of profit and loss.

(₹ in Lakhs)

Credit rating	Particulars	31 March 2026	31 March 2025
A: Low credit risk	Cash and cash equivalents, other bank balances, loans, trade receivables and other financial assets	3,02,927.34	2,61,720.00
B: Moderate credit risk	Trade receivables, loans and other financial assets	2,854.41	2,708.91
C: High credit risk	Trade receivables	14,294.65	9,365.74

ii) Concentration of trade receivables

The Company's exposure to credit risk for trade receivables is presented as below.

(₹ in Lakhs)

Particulars	31 March 2026	31 March 2025
Hydro Carbon	45,406.21	35,754.14
Infrastructure	6,060.07	6,573.32
Chemical Fertilizer	5,017.86	7,503.49
Metallurgy	237.36	233.96
Power	2.22	37.73
Others	4,822.95	3,359.06
Total	**61,546.67**	**53,461.70**

b) Credit risk exposure

(i) Provision for expected credit losses

The Company provides for 12 month expected credit losses for following financial assets –

31 March 2026

(₹ in Lakhs)

Particulars	Estimated gross carrying amount at default	Expected credit losses	Carrying amount net of impairment provision
Cash and cash equivalents	8,506.62	-	8,506.62
Other bank balances	1,19,512.53	-	1,19,512.53
Loans	15,388.01	3.16	15,384.85
Other financial assets	1,15,122.57	757.08	1,14,365.49

31 March 2025

(₹ in Lakhs)

Particulars	Estimated gross carrying amount at default	Expected credit losses	Carrying amount net of impairment provision
Cash and cash equivalents	13,454.38	-	13,454.38
Other bank balances	1,10,812.46	-	1,10,812.46
Loans	14,329.30	3.16	14,326.14
Other financial assets	81,736.81	695.46	81,041.35

(ii) Expected credit loss for trade receivables under simplified approach

As at 31 March 2026

(₹ in Lakhs)

Particulars	0 - 90 Days	90 - 180 Days	180 - 270 Days	270 - 360 Days	360 -450 Days	450 - 540 Days
Gross carrying value	22,040.42	8,482.36	6,184.60	5,637.74	1,206.58	2,137.87
Expected credit loss (provision)	268.96	315.55	468.54	293.83	93.89	279.94
Carrying amount (net of impairment)	21,771.46	8,166.81	5,716.06	5,343.91	1,112.68	1,857.93

(₹ in Lakhs)

Particulars	540- 630 Days	630 - 720 Days	720 - 1095 Days	>1095 days
Gross carrying value	175.91	472.81	912.93	14,295.45
Expected credit loss (provision)	28.47	131.66	213.33	14,294.64
Carrying amount (net of impairment)	147.44	341.16	699.60	0.80

As at 31 March 2025

(₹ in Lakhs)

Particulars	0 - 90 Days	90 - 180 Days	180 - 270 Days	270 - 360 Days	360 -450 Days	450 - 540 Days
Gross carrying value	23,667.96	5,060.97	2,079.21	4,962.29	902.93	340.33
Expected credit loss (provision)	236.05	161.98	125.44	337.44	85.13	64.88
Carrying amount (net of impairment)	23,431.91	4,898.99	1,953.77	4,624.85	817.80	275.45

(₹ in Lakhs)

Particulars	540- 630 Days	630 - 720 Days	720 - 1095 Days	>1095 days
Gross carrying value	432.17	202.92	2,208.53	13,604.39
Expected credit loss (provision)	114.20	48.37	836.80	9,365.74
Carrying amount (net of impairment)	317.97	154.55	1,371.73	4,238.65

The Company's credit period generally ranges from 30-60 days.

Reconciliation of loss provision – lifetime expected credit losses

(₹ in Lakhs)

Reconciliation of loss allowance	Loans	Other financial assets	Trade receivables
Loss allowance on 1 April 2024	**3.16**	**735.02**	**12,192.26**
Impairment loss recognised/reversed during the year	-	(39.56)	(213.07)
Amounts written off	-	-	(603.16)
Loss allowance on 31 March 2025	**3.16**	**695.46**	**11,376.03**
Impairment loss recognised/adjusted/reversed during the year	-	61.62	5,018.38
Amounts written off	-	-	(5.59)
Loss allowance on 31 March 2026	**3.16**	**757.08**	**16,388.82**

(B) Liquidity risk

Liquidity risk is the risk that the Company will encounter difficulty in meeting the obligations associated with its financial liabilities that are settled by delivering cash or another financial asset. The Company's approach to managing liquidity is to ensure as far as possible, that it will have sufficient liquidity to meet its liabilities when they are due.

Management monitors rolling forecasts of the Company's liquidity position and cash and cash equivalents on the basis of expected cash flows. The Company takes into account the liquidity of the market in which the entity operates.

Maturities of financial liabilities

The tables below analyse the Company's financial liabilities into relevant maturity groupings based on their contractual maturities.

(₹ in Lakhs)

31 March 2026	Less than 1 year	1 - 2 years	More than 2 years	Total
Non-derivatives				
Trade payable*	58,209.17	-	-	58,209.17
Security deposits and retentions	36,389.63	78.06	116.33	36,584.02
Capital creditors	1,890.03	-	-	1,890.03
Other financial liabilities (Others)	7,673.88	-	-	7,673.88
Total	**1,04,162.71**	**78.06**	**116.33**	**1,04,357.10**

(₹ in Lakhs)

31 March 2025	Less than 1 year	1 - 2 years	More than 2 years	Total
Non-derivatives				
Trade payable*	47,263.02	-	-	47,263.02
Security deposits and retentions	31,039.41	206.06	90.55	31,336.02
Capital creditors	2,566.76	-	-	2,566.76
Other financial liabilities (Others)	4,634.01	-	-	4,634.01
Total	**85,503.20**	**206.06**	**90.55**	**85,799.81**

* Includes ₹ 3,369.19 lakhs (31 March 2025: ₹ 3,369.19 lakhs) outstanding for more than 2 years.

(C) Market risk

(i) Foreign exchange risk

The Company has international transactions and is exposed to foreign exchange risk arising from foreign currency transactions (imports and exports). Foreign exchange risk arises from future commercial transactions and recognised assets and liabilities denominated in a currency that is not the company's functional currency. The Company does not hedge its foreign exchange receivables/payables.

Foreign currency risk exposure:

(₹ in Lakhs)

Particulars	Currency	31 March 2026	31 March 2025
Trade payables,security deposits and retentions	EURO	4,758.54	185.15
	AED	1,986.00	1,131.34
	USD	678.41	476.41
	GBP	572.32	492.59
	SAR	461.80	-
	Others	97.01	55.48
Trade receivables and security deposits	USD	15,100.45	13,680.80
	AED	2,207.11	2,453.87
	SAR	7.20	-
	EURO	2.98	2.54
	GBP	1.86	1.66
	Others	692.36	205.23

(₹ in Lakhs)

Particulars	Currency	31 March 2026	31 March 2025
Cash and bank balance	AED	1,558.17	3,424.95
	SAR	271.71	-
	USD	19.03	2.79
	GBP	39.49	34.48
	Others	133.44	128.17

Sensitivity

The sensitivity of profit or loss to changes in the exchange rates arises mainly from foreign currency denominated financial instruments.

(₹ in Lakhs)

Particulars	Currency	Exchange rate increase by 1%		Exchange rate decrease by 1%	
		31 March 2026	31 March 2025	31 March 2026	31 March 2025
Trade payables,security deposits and retentions	EURO	(47.59)	(1.85)	47.59	1.85
	AED	(19.86)	(11.31)	19.86	11.31
	USD	(6.78)	(4.76)	6.78	4.76
	GBP	(5.72)	(4.93)	5.72	4.93
	SAR	(4.62)	-	4.62	-
	Others	(0.97)	(0.55)	0.97	0.55
Trade receivables and deposits	USD	151.00	136.81	(151.00)	(136.81)
	AED	22.07	24.54	(22.07)	(24.54)
	SAR	0.07	-	(0.07)	-
	EURO	0.03	0.03	(0.03)	(0.03)
	GBP	0.02	0.02	(0.02)	(0.02)
	Others	6.92	2.05	(6.92)	(2.05)
Cash and bank balance	AED	15.58	34.25	(15.58)	(34.25)
	SAR	2.72	-	(2.72)	-
	USD	0.19	0.03	(0.19)	(0.03)
	GBP	0.39	0.34	(0.39)	(0.34)
	Others	1.33	1.28	(1.33)	(1.28)

(ii) Price risk

The Company's exposure to price risk arises from investments held and classified as FVTPL. To manage the price risk arising from investments in mutual funds, the Company diversifies its portfolio of assets.

Sensitivity analysis

Profit or loss and Equity is sensitive to higher/lower prices of instruments on the Company's profit for the periods -

(₹ in Lakhs)

Particulars	31 March 2026	31 March 2025
Price sensitivity		
Price increase by (3 %)- FVTPL	250.40	17.37
Price decrease by (3 %)- FVTPL	(250.40)	(17.37)

Note –36
Capital management

The Company's objectives when managing capital are:

- To ensure Company's ability to continue as a going concern, and
- To provide adequate return to shareholders

The Company manages its capital structure and makes adjustments to it in the light of changes in economic conditions and the risk characteristics of the underlying assets. In order to maintain or adjust the capital structure, the Company may adjust the amount of dividends paid to shareholders, return capital to shareholders or issue new shares.

The amounts managed as capital by the Company are summarised as follows:

(₹ in Lakhs)

Particulars	31 March 2026	31 March 2025
Equity share capital	28,102.13	28,102.13
Other equity	2,76,209.97	2,33,901.89

The Company has no outstanding debt as at the end of the respective years. Accordingly, the Company has nil capital gearing ratio as at 31 March 2026 and 31 March 2025.

Note –37
Dividends

(₹ in Lakhs)

Nature	31 March 2026	31 March 2025
Cash dividend on equity shares declared		
Final dividend for 31 March 2025 (₹ 2.00 per share) (previous year 31 March 2024: ₹ 1.00 per share)	11,240.85	5,620.42
Interim dividend for 31 March 2026 (₹ 2.50 per share) (previous year 31 March 2025: ₹ 2.00 per share)	14,051.06	11,240.85
Total	**25,291.91**	**16,861.27**

(₹ in Lakhs)

Proposed dividend on equity shares	31 March 2026	31 March 2025
Proposed Final dividend for 31 March 2026 (₹ 2.50 per share) (previous year 31 March 2025: ₹ 2.00 per share)	14,051.06	11,240.85
Total	**14,051.06**	**11,240.85**

Proposed dividend on equity shares is subject to approval at the annual general meeting and are not recognised as liability.

Note – 38
Related Parties Disclosures

As required by Ind-AS 24, "Related Party Disclosures" are given below:

Particulars	Principal place of business	Ownership interests	Accounted on
Certification Engineers International Limited ("CEIL")	India	100%	Stated at cost as per the provisions of Ind AS 27 'Separate Financial Statements'
TEIL Projects Limited ("TEIL") (Under liquidation)	India	50%	
Ramagundam Fertilizers and Chemicals Limited ("RFCL")	India	26%	
LLC Bharat Energy Office ("BEO")	Russia	20%	

Serial Number	Name of the Related Party	Nature of Relationship
1.	Certification Engineers International Limited ("CEIL")	Wholly owned subsidiary
2.	TEIL Projects Limited ("TEIL") – Under Liquidation	Joint venture company
3.	Ramagundam Fertilizers and Chemicals Limited ("RFCL")	Joint venture company
4.	Oil And Gas Exploration and Production Block No. CB-ONN-2010/8 *	Joint operation - Participating Interest 22.22%
5.	Oil And Gas Exploration and Production Block No. CB-ONN-2010/11 *	Joint operation - Participating Interest 23.53%
6.	LLC Bharat Energy Office ("BEO")	Associate company
7.	EIL Employees Gratuity Trust	Trust
8.	EIL Employees PF Trust	Trust
9.	EIL Employees DCS Trust	Trust
	Directors/key management personnel (KMP) (31 March 2026)	
10.	Mr. Praveen M. Khanooja	Chairman & Managing Director (Addl. Charge w.e.f. 01.03.2026)
	Ms. Vartika Shukla	Ceased to be Chairman & Managing Director w.e.f. 01.03.2026
	Mr. Arun Kumar	Director (Government Nominee)
	Ms. Karuna Gopal Vartakavi	Ceased to be Non-Official Independent Director w.e.f. 28.03.2026
	Mr. Deepak Mhaskey	Ceased to be Non-Official Independent Director w.e.f. 28.03.2026
	Mr. Kapil Verma	Director (Government Nominee) w.e.f. 19.06.2025
	Mr. Mahesh Kumar Goyal	Non-Official Independent Director w.e.f. 16.05.2025
	Mr. Shambhu Nath Keshri	Non-Official Independent Director w.e.f. 21.05.2025
	Mr. Sanjay Jindal	Director (Finance) & C.F.O
	Mr. Atul Gupta	Director (Commercial)
	Mr. Rajiv Agarwal	Director (Technical)
	Mr. Subhas Balakumar	Director (Projects)
	Mr. Rupesh Kumar Singh	Director (HR)
	Mr. Suvendu Kumar Padhi	Company Secretary
	Directors/key management personnel (KMP) (31 March 2025)	
	Ms. Vartika Shukla	Chairman & Managing Director
	Mr. Arun Kumar	Director (Government Nominee) w.e.f. 14.05.2024
	Ms. Karuna Gopal Vartakavi	Ceased to be Non-Official Independent Director w.e.f. 08.11.2024. Reappointed as Non-Official Independent Director on 28.03.2025.
	Mr. Deepak Mhaskey	Ceased to be Non-Official Independent Director w.e.f. 08.11.2024. Reappointed as Non-Official Independent Director on 28.03.2025.
	Mr. Rohit Mathur	Ceased to be the Director (Government Nominee) w.e.f. 10.05.2024.
	Mr. Harish kumar Madhusudan Joshi	Ceased to be Non-Official Independent Director w.e.f. 08.11.2024.
	Dr. Prashant Vasantrao Patil	Ceased to be Non-Official Independent Director w.e.f. 08.11.2024.
	Mr. Ravi Shanker Prasad Singh	Ceased to be Non-Official Independent Director w.e.f. 08.11.2024.
	Mr. Jai Prakash Tomar	Ceased to be Non-Official Independent Director w.e.f. 08.11.2024.
	Mr. Rajeev Gupta	Ceased to be Director (Projects) w.e.f. 01.10.2024
	Mr. Sanjay Jindal	Director (Finance) & C.F.O
	Mr. Atul Gupta	Director (Commercial) & Addl. Charge Director (Projects) w.e.f. 01.10.2024 to 14.11.2024
	Mr. Rajiv Agarwal	Director (Technical) & Addl. Charge Director (HR) w.e.f. 01.10.2024 to 20.12.2024
	Mr. Subhas Balakumar	Director (Projects) w.e.f. 14.11.2024.
	Mr. Rupesh Kumar Singh	Director (HR) w.e.f 20.12.2024
	Mr. Suvendu Kumar Padhi	Company Secretary

* These have been accounted for as joint operation in financial statements of the company.

Related party transactions

A. Transactions during the year

(₹ in Lakhs)

Particulars	Year Ended	Wholly Owned Subsidiary	Joint Venture Companies	Associate Company	Joint Operations		EIL Employees Trust			Total
		CEIL	RFCL	BEO	Block 2010-11	Block 2010-8	Gratuity Trust	PF Trust	DCS Trust	
Deputation of employees and reimbursement of expenses (at cost)	31 March 2026	-	238.96	-	-	-	-	-	-	238.96
	31 March 2025	-	294.01	-	-	-	-	-	-	294.01
Dividend	31 March 2026	1,908.00	-	-	-	-	-	-	-	1,908.00
	31 March 2025	1,395.00	-	-	-	-	-	-	-	1,395.00
Rendering of services and other transactions	31 March 2026	330.75	-	-	-	-	-	-	-	330.75
	31 March 2025	377.23	38.85	-	-	-	-	-	-	416.08
Services and facilities received	31 March 2026	35.60	-	-	-	-	-	-	-	35.60
	31 March 2025	41.07	-	-	-	-	-	-	-	41.07
Equity contribution	31 March 2026	-	-	-	-	-	-	-	-	-
	31 March 2025	-	-	-	-	-	-	-	-	-
Survey cost, capital expenditure and other costs (Cash Call)	31 March 2026	-	-	-	42.13	-	-	-	-	42.13
	31 March 2025	-	-	-	65.41	75.51	-	-	-	140.92
Income from Exploration & production activities	31 March 2026	-	-	-	28.96	-	-	-	-	28.96
	31 March 2025	-	-	-	73.43	-	-	-	-	73.43
Office Maintenance/ Administrative Expenses	31 March 2026	-	-	88.35	-	-	-	-	-	88.35
	31 March 2025	-	-	67.33	-	-	-	-	-	67.33
Employers contribution	31 March 2026	-	-	-	-	-	885.17	6,576.06	1,593.61	9,054.84
	31 March 2025	-	-	-	-	-	-	18,871.61	1,766.09	20,637.70

B. Balances during the year

(₹ in Lakhs)

Particulars	As at	Wholly Owned Subsidiary	Joint Venture Companies	Associate Company	Joint Operations		EIL Employees Trust			Total
		CEIL	RFCL	BEO	Block 2010-11	Block 2010-8	Gratuity Trust	PF Trust	DCS Trust	
Outstanding receivables / unbilled/advances paid/prepaid / deposits and other assets	31 March 2026	37.45	63.62	-	9.93	1.83	-	295.28	-	408.11
	31 March 2025	242.74	1,035.57	-	17.03	1.83	-	255.06	-	1,552.23
Outstanding payable/retention	31 March 2026	41.49	-	67.15	31.52	120.10	-	-	-	260.26
	31 March 2025	58.80	-	15.75	27.69	92.00	-	-	-	194.24

(₹ in Lakhs)

Particulars	As at	Wholly Owned Subsidiary	Joint Venture Companies	Associate Company	Joint Operations		EIL Employees Trust			Total
		CEIL	RFCL	BEO	Block 2010-11	Block 2010-8	Gratuity Trust	PF Trust	DCS Trust	
Intangible assets under development & PPE (net of impairment)	31 March 2026	-	-	-	72.40	-	-	-	-	72.40
	31 March 2025	-	-	-	101.60	-	-	-	-	101.60
Employers contribution Outstanding	31 March 2026	-	-	-	-	-	(947.49)	558.11	-	(389.38)
	31 March 2025	-	-	-	-	-	885.17	532.35	-	1,417.52

The sales to and purchases from related parties are made on terms equivalent to those that prevail in arm's length transactions. Outstanding balances at the year-end are unsecured and interest free and settlement occurs in cash. There have been no guarantees provided or received for any related party receivables or payables. For the year ended 31 March 2026, the Company has recorded impairment of trade receivables relating to amounts owed by related parties using simplified approach as per the provisions of Ind AS 109. This assessment is undertaken each financial year through examining the financial position of the related parties.

C. Transactions and balances pertaining to KMP's

(₹ in Lakhs)

Particulars	31 March 2026	31 March 2025
Transaction during the year		
Short Term Employee Benefits	428.96	367.55
Post Employment Benefits	122.69	96.12
Other Long-Term Benefits	39.77	30.01
Total Remuneration#	**591.42**	**493.68**
Sitting Fees	45.00	21.60
Interest income on loans given	1.84	2.01
Balance as at year end		
Outstanding loans and interest	20.40	30.95

This does not include the impact of provisions made on actuarial valuation of retirement benefits / long term benefit Schemes as the same are not separately ascertainable for individual directors.

Remuneration and Loan balances for KMP is reported for the period of tenure as KMP.

Remuneration to Chairman and Managing Director and full time Directors are as per their appointment letters from the Ministry of Petroleum and Natural Gas, Government of India, New Delhi. They are also allowed to use the staff car for private journeys up to a ceiling of 1000 kms per month.

D. Loans to Specified persons

(₹ in Lakhs)

Particulars	31 March 2026		31 March 2025	
Type of Borrower	Loans Outstanding	% of Total Loans	Loans Outstanding	% of Total Loans
Director	20.40	0.13%	30.95	0.22%
Total	**20.40**	**0.13%**	**30.95**	**0.22%**

E. Defined benefit obligation for key management personnel

Funded

(₹ in Lakhs)

Defined benefit obligation for key management personnel						
Particulars	Gratuity (funded)		Leave encashment (funded)		Post-retirement medical benefits (funded)	
	31 March 2026	31 March 2025	31 March 2026	31 March 2025	31 March 2026	31 March 2025
Total defined benefit obligation	119.45	101.37	189.60	189.41	98.25	96.68

Unfunded

(₹ in Lakhs)

Defined benefit obligation for key management personnel				
Particulars	Long service award (unfunded)		Other benefits on retirement (unfunded)	
	31 March 2026	31 March 2025	31 March 2026	31 March 2025
Total defined benefit obligation	0.19	0.17	3.56	3.74

Note – 39
Ind AS 116 - Leases

A. Company as a lessee

The Company's lease assets primarily consist of leases of lands, cars, office/residential premises and Computer Hardware. The Company assesses whether a contract contains a lease, at inception of a contract. A contract is, or contains, a lease if the contract conveys the right to control the use of an identified asset for a period of time in exchange for consideration.

At the date of commencement of the lease, the Company recognizes a right-of-use asset ("ROU") and a corresponding lease liability for all lease arrangements in which it is a lessee, except for leases with a term of twelve months or less (short-term leases) and low value leases.

Lease Liabilities:

Reconciliation of Lease Liabilities:

(₹ in Lakhs)

Particulars	31 March 2026	31 March 2025
Balance at the beginning	2,211.55	3,285.34
Non-Cash Changes:		
Additions	886.73	342.46
Interest on lease liabilities	178.93	233.37
Deletion	(37.54)	(10.14)
Foreign exchange (gain)/ loss on restatement of lease liabilities	43.62	-
Cash Changes:		
Payment of lease liabilities	(1603.10)	(1,639.48)
Balance at the end	**1,680.19**	**2,211.55**

The following is the break-up of current and non-current lease liabilities:

(₹ in Lakhs)

Particulars	31 March 2026	31 March 2025
Current lease liabilities	891.64	1,249.91
Non-Current lease liabilities	788.55	961.64
Total	**1,680.19**	**2,211.55**

The detail regarding the maturity analysis of lease liabilities on undiscounted basis is as follows:

(₹ in Lakhs)

Particulars	31 March 2026	31 March 2025
Less than one year	988.73	1,378.80
One year to two years	616.03	671.18
More than two years	212.59	352.91
Total	**1,817.35**	**2,402.89**

The Company does not face a significantly liquidity risk with regard to its lease liabilities as the current assets (including cash and bank balances) are sufficient to meet the obligations related to lease liabilities as and when they fall due.

Amount Recognised in Statement of Profit & Loss:

(₹ in Lakhs)

Particulars	31 March 2026	31 March 2025
Depreciation on right-of-use assets	1,368.03	1,443.82
Interest expense on lease liabilities	178.93	233.37
Expenses relating to short term lease	1,629.37	1,226.24

The present value of lease payments is calculated using the rate provided by the banker as MCLR plus spread as incremental borrowing rate since the company is not having any borrowings.

B. Company as a lessor

The Company has given certain office/residential premises on operating lease.

Amount Recognised in Statement of Profit & Loss:

Particulars	31 March 2026	31 March 2025
Rental Income from operating Lease	2,396.30 Lakhs (including reimbursement of operating expenditure of ₹ 424.42 Lakhs)	2,294.03 Lakhs (including reimbursement of operating expenditure of ₹ 426.26 Lakhs)

The detail regarding the contractual maturities of lease payments to be received on undiscounted basis is as follows:

(₹ in Lakhs)

Particulars	31 March 2026	31 March 2025
Less than one year	599.80	1,529.57
One year to two years	218.81	387.06
Two years to three years	109.24	26.31
Three years to four years	97.50	-
Four years to five years	6.98	-
More than five years	-	-
Total	**1,032.33**	**1,942.94**

Note – 40

A. Contingent Liabilities:

Below are the contingent liabilities of the company existing as on reporting date.

(₹ in Lakhs)

Sl No.	Particulars	Note Reference	As at March 31, 2026	As at March 31, 2025
1	Claim Not acknowledge as debt	(a)		
	- Commercial Claim	(i)	19,660.75	24,009.73
	- Employees Claim	(ii)	184.85	184.85
	- Others		27.69	19.26
	Sub Total – A		**19,873.29**	**24,213.84**
2	Other money for which the company is contingently liable.			
	- Demand raised by authorities against which appeals are pending in different forums (Under Indirect Tax Matters)	(b)		
	- VAT*	(i) to (vi)	50,780.69	48,384.69
	- GST	(vii) to (ix)	3,552.48	3,264.57
	Sub Total- B		**54,333.17**	**51,649.26**
	Total (A+B)		**74,206.46**	**75,863.10**

*Note * In terms of the contract(s) entered into with the client, the liability shall be reimbursed by the client whenever, it reaches to its finality.*

a) Claims against the Company not acknowledged as debt.

(i) Commercial claims including employee's claims pending in the Courts or lying with Arbitrators amounting to ₹ 19,845.60 Lakhs (previous year 31 March 2025: ₹ 24,194.58 Lakhs).

(ii) During the year an amount of ₹ 27.69 Lakhs (previous year 31 March 2025: ₹ 19.26 Lakhs) reduced from vendors invoices for 'delayed supply' on account of PRS in terms of provision of contract, for which credit note is yet to be received.

b) (i) The Company has filed a Special Leave Petition (SLP) before Hon'ble Supreme Court against the dismissal of Writ appeal filed before Hon'ble Karnataka High Court against VAT Assessment Order of Deputy Commissioner of Commercial Taxes dated 29th July 2016 levying tax of ₹ 5,253.20 Lakhs (including interest and penalty) (previous year 31st March 2025: ₹ 5,015.47 Lakhs including interest and penalty) for the financial year 2009-10.

(ii) The Company has filed a Special Leave Petition (SLP) before Hon'ble Supreme Court against the dismissal of Writ appeal filed before Hon'ble Karnataka High Court against the VAT Assessment Order of Deputy Commissioner of Commercial Taxes dated 14th March 2017 levying tax of ₹ 42,432.56 Lakhs (including interest and penalty) (previous year 31st March 2025: ₹ 40,452.56 Lakhs including interest and penalty) for the financial year 2010-11.

(iii) The Company has filed a Special Leave Petition (SLP) before Hon'ble Supreme Court against the dismissal of Writ appeal filed before Hon'ble Karnataka High Court against the VAT Assessment Order of Deputy Commissioner of Commercial Taxes dated 25th March 2019 levying tax of ₹ 944.67 Lakhs (including interest and penalty) (previous year 31st March 2025: ₹ 893.27 Lakhs including interest and penalty) for the financial year 2013-14.

(iv) The Company has filed writ petition before Hon'ble Karnataka High Court against the Proposition Notice issued by Asst. Commissioner of Commercial Taxes dated 21st February 2019 for the financial year 2014-15. The Hon'ble Karnataka High Court vide order dated 25th April, 2019 issued directions to commercial tax department not to enforce demand order without leave of the court. However, the company received demand order dated 30th March, 2019 levying tax of ₹ 1,196.36 Lakhs (including interest and penalty) (previous year 31 March 2025: ₹ 1,128.13 Lakhs including interest and penalty) on 2nd May, 2019.

(v) The Company has filed writ petition before Hon'ble Karnataka High Court against the VAT Assessment Order of Deputy Commissioner of Commercial Taxes dated 30th September 2020 levying tax of ₹ 877.25 Lakhs (including interest and penalty) (previous year 31st March 2025: ₹ 824.02 Lakhs including interest and penalty) for the financial year 2015-16.

(vi) The Company has filed writ petition before Hon'ble Karnataka High Court against the VAT Assessment Order of Deputy Commissioner of Commercial Taxes dated 27th April 2021 levying tax of ₹ 76.65 Lakhs (including interest and penalty) (previous year 31st March 2025: ₹ 71.24 Lakhs including interest and penalty) for the financial year 2016-17.

(vii) The Company has filed writ petition before Hon'ble Delhi High Court against the order dated 30.04.2024 issued u/s 73 of CGST Act, 2017 by GST Officer of Department of Trade and Taxes Delhi for FY 2018-19 with tax demand of ₹ 3,527.59 Lakhs (including Interest and Penalty) (previous year 31st March 2025: ₹ 3,261.38 Lakhs including interest and penalty) on the grounds of limitation. The company has also filed appeal before GST Appellate Authority against the above order on merits.

(viii) The Company has filed appeal before Assam GST Appellate Authority against the order dated 30.04.2024 issued u/s 73 of CGST Act, 2017 by Deputy Commissioner of State Tax, Assam for FY 2018-19 with tax demand of ₹ 3.43 Lakhs (including Interest and Penalty) (previous year 31st March 2025: ₹ 3.19 Lakhs including interest and penalty).

(ix) The Company has filed appeal before Gujarat GST Appellate Authority against the order dated 08.12.2025 issued u/s74 of CGST Act, 2017 by State Tax Officer of Gujarat for FY 2018-19 with tax demand of ₹21.46 Lakhs (Including Interest and Penalty).

In terms of the contract(s) entered into with the client, the liability as referred to S.no. (i) to (vi) above shall be reimbursed by the client whenever, it reaches to its finality.

In respect of above contingent liabilities, it is not probable to estimate the timing of cash outflow, if any, pending the resolution of Arbitration/Appellate/Court/assessment proceedings.

B. Commitments:

a) Property, plant and equipment – estimated amount of contracts remaining to be executed on capital account (net of advances) and not provided for amount to ₹ 3,855.05 Lakhs (inclusive of taxes wherever applicable) (previous year 31 March 2025: ₹ 6,171.95 Lakhs (inclusive of taxes wherever applicable)).

b) The Company's estimated share in work programmes committed under production sharing contract and Field development plan in respect of oil & gas exploration blocks as on 31 March 2026 is ₹ 859.03 Lakhs (previous year 31 March 2025: ₹ 3,620.46 Lakhs).

c) Commitment towards Right issue of equity shares w.r.t. M/s Numaligarh Refinery Limited is Nil (Previous year 31st March 2025: ₹ 3,457.75 Lakhs).

Note – 41: Guarantees

a) Guarantees issued by the banks and outstanding as on 31 March, 2026: ₹ 1,32,537.63 Lakhs (previous year 31 March 2025: ₹ 72,699.36 Lakhs), against which a provision of ₹52,481.82 Lakhs (Previous year 31 March 2025: ₹ 45,361.06 Lakhs) has been made in the books towards liability for performance guarantees/warranties.

b) Letter of credit outstanding as on 31 March, 2026: ₹ 11,711.16 Lakhs (previous year 31 March 2025: Nil).

c) Corporate Guarantees issued by the Company on its behalf for contractual performance and outstanding as on 31 March, 2026: ₹ 7,550.40 Lakhs (previous year 31 March 2025: ₹ 10,069.11 Lakhs).

Note – 42
Land and Buildings

i) Land and Buildings includes ₹ 0.07 Lakhs (previous year: 31 March 2025: ₹ 0.07 Lakhs) being amount invested as share money in Cooperative Housing Societies as detailed below:

Twintowers Premises Cooperative Society Limited, Mumbai	10 ordinary shares of ₹ 50 each fully paid.
Gardenview Premises Cooperative Society Limited, Mumbai	10 ordinary shares of ₹ 50 each fully paid.
HeeraPanna Towers Cooperative Housing Society Limited, Vadodara	10 ordinary shares of ₹ 50 each fully paid.
Suflam Cooperative Housing Society Limited, Ahmedabad	8 ordinary shares of ₹ 250 each fully paid.
Darshan Co-operative Society Limited, Vadodara	80 ordinary shares of ₹ 50 each fully paid.

ii) Additional Regulatory Information with respect to Title Deeds of Immovable properties

For the following Land and Buildings, property card/ lease deed is yet to be executed in the favour of the company:

Relevant line item in the Balance sheet	Description of item of property	Gross carrying value (Cost) (₹ in Lakhs)	WDV (₹ in Lakhs)	Title deeds held in the name of	Whether title deed holder is promoter, director or relative of promoter/director or employee of promoter/director	Property held since which date	Status with respect to the documents available in the name of the company
PPE	Two Flats at Viman Nagar, Pune	8.45 (previous year 31 March 2025: 8.45)	1.42 (previous year 31 March 2025: 1.62)	Engineers India Limited	-	02-08-1991	The following building documents are available: a) Sale Deed b) Agreement Matter has been taken up continuously with Konark Nagar society for issue of property card.
PPE	Six Flats in Andheri East, Mumbai	9.93 (previous year 31 March 2025: 9.93)	0.16 (previous year 31 March 2025: 0.16)	Engineers India Limited	-	29-12-1977	In this regard, following documents are available with company: 1) Registered sale agreement 2) Share certificate issued by Andheri Garden View Co-Op Housing Society Ltd. The matter is being followed with the society for issuing property card.
*Right of use Asset	Plot in District Kolhapur, Maharashtra	248.90 (previous year 31 March 2025: Nil)	248.90 (previous year 31 March 2025: Nil)	The title deed holder is Maharashtra Industrial Development Corporation (MIDC)	-	23-12-2025	The company has taken possession of the plot in December 2025. Lease deed of land by MIDC in favour of the company is executed on 6th May, 2026.

The fees for property card/mutation etc. for above properties, being not ascertainable has not been provided for.

*Gross carrying amount in respect of such plot represent the acquisition cost including provision for registration charges and stamp duty payable on execution on lease deed.

Further, the company is in the possession of 4297.34 square meters out of the total area of 6826.95 square meters comprising of 84 flats at Gokuldham, Goregaon (East) Mumbai. The Company has initiated action by filling an application for eviction under the Public Premises (Eviction of Unauthorised Occupants) Act 1971 and related proceedings under MLRC are in progress. The said property is partially presented as property, plant and equipment and partially as investment property.

Note – 43
Useful life of assets

i) The useful life and depreciation rates for fixed assets in terms of the Accounting Policy defined are as below:

Sl. No.	Particulars	Rates (%age)	Useful Life (Years)	Sl. No.	Particulars	Rates (%age)	Useful Life (Years)
1.	**Land Freehold**	Nil	Perpetual	**4.**	**Plant and Machinery**		
2.	**Land Leasehold**	Over a lease period except for perpetual lease Nil percentage	Over a lease period except for perpetual lease Nil percentage		Plant and Machinery	8.0	12
3.	**Building**				Laboratory Equipment	9.6	10
	Office Building	2.4	40		Storage Tank	6.0	16
	R&D Centre, Gurgaon	4.0	24	**5.**	**Furniture and Fixtures, Office and Construction Equipment**		
	Window/Split AC	15.84	6		Furniture and Fixtures	9.6	10
	AC Central Plant	6.5	15		Chairs	16.0	6
	Lifts	6.5	15		Office Equipment	19.2	5
	Electric Power Sub Station	9.6	10		Construction Equipment	12.0	8
	Invertors	19.2	5	**6.**	**Computer Software/ Hardware**		
	Solar photovoltaic modules	9.6	10				
	Solar power conditioning system	9.6	10		PC/Laptop/Printer	32.43	3
	Tube well and Pumps	19	5		Server, LAN and Networking Components	19.45	5
	Fire Alarm System	6.52	15		Projector, Video Conference Equipments	19.20	5
					Software *	33.33	3
	Fire Fighting System	9.5	10	**7.**	**Vehicles**	13.75	7
	Chilling Plant	9.6	10	**8.**	**Library Books**	100	1
	Rain Harvesting System	19.20	5				
	Building Management System	6.5	15				
	Hydraulic Access Control System	6.5	15				
	Roads	9.6	10				
	External Lighting	9.6	10				

* Software individually costing up to ₹ 5.00 Lakhs is fully amortized during the year of its acquisition.

Note – 44
Ind AS 115- Revenue from Contracts with Customers

Disaggregate revenue

The table below presents disaggregated revenues from contracts with customers disaggregated by nature of services and primary geographical region. The Company believe that this disaggregation best depicts how the nature, amount, timing and uncertainty of revenues and cash flows are affected by economic factors.

(₹ in Lakhs)

Particulars		Year Ended 31 March 2026	Year Ended 31 March 2025
Revenue by nature of services			
Consultancy and engineering projects		1,78,204.65	1,67,876.42
Turnkey projects		2,06,780.69	1,34,958.84
Total		**3,84,985.34**	**3,02,835.26**
Revenues by geographical region			
India	**(A)**	3,49,919.59	2,65,740.09
Overseas:	**(B)**		
United Arab Emirates (UAE)		16,041.68	15,503.85
Nigeria		9,536.52	8,482.74
Guyana		3,499.44	5,640.72
Mongolia		3,623.51	3,238.47
Kuwait		976.38	1,461.88
Algeria		728.93	1,026.41
Bahrain		645.98	958.30
Others		13.31	782.80
Total (B)		**35,065.75**	**37,095.17**
Total (A+B)		**3,84,985.34**	**3,02,835.26**

Trade receivables and Contract Balances

The following table provides information about Trade receivable, Contract assets and Contract Liabilities from Contract with Customers:

(₹ in Lakhs)

Particulars	31 March 2026	31 March 2025
Trade Receivables (Note No. 14) – Net of Allowance for expected credit losses	45,137.12	42,085.67
Contract Assets (Unbilled Revenue) (Note No. 9 B) – Net of Allowance for expected credit losses	1,09,670.23	80,121.39
Contract Liabilities (Income Received in Advance) (Note No. 21 B)	66,241.54	84,887.54
Advance received from clients (Note No. 21 A and 21 B)	15,169.16	7,275.37

The company classifies the right to consideration in exchange for deliverables as either a receivable or as unbilled revenue.

A receivable is a right to consideration that is unconditional upon passage of time. Trade receivable and unbilled revenue are presented net of impairment in the Balance Sheet.

Revenues in excess of Invoicing is recorded as unbilled revenue (contract assets) and is classified as a financial asset. Revenue recognition for Lump sum services and Turnkey contracts is based on percentage of completion method based on cost progress. Invoicing to the clients is based on milestones as defined in the contract. Revenue from Cost plus and rate plus jobs are recognized when the related services are performed and revenue from the end of the last invoicing to the reporting date is recognized as unbilled revenue.

Invoicing in excess of earnings are classified as Income received in advance (contract liabilities) and is classified as other current liabilities.

During the year ended 31 March 2026 and 31 March 2025, ₹ 37,949.23 Lakhs and ₹ 31,689.83 Lakhs of Contract assets (unbilled revenue) as of 1 April 2025 and 1 April 2024 respectively has been reclassified to Trade receivables upon billing to customers.

During the year ended 31 March 2026 and 31 March 2025, the company recognized revenue of ₹ 46,497.97 Lakhs and ₹ 49,252.31 Lakhs arising from opening Contract liabilities (Income Received in Advance) as of 1 April 2025 and 1 April 2024 respectively.

Changes in contract assets are as follows:

(₹ in Lakhs)

Particulars	Year Ended 31 March 2026	Year Ended 31 March 2025
Balances at the beginning of the year	80,479.43	59,259.28
Invoices raised that were included in the contract assets balances at the beginning of the year	(37,949.23)	(31,689.83)
Increase due to revenue recognised during the year, excluding amounts billed during the year	67,510.45	52,909.98
Balances at the end of the year	1,10,040.65	80,479.43

Changes in unearned revenue are as follows:

(₹ in Lakhs)

Particulars	Year Ended 31 March 2026	Year Ended 31 March 2025
Balances at the beginning of the year	84,887.54	61,130.27
Revenue recognised that was included in the contract liability balance at the beginning of the year	(46,497.97)	(49,252.31)
Increase due to invoicing during the year, excluding amounts recognised as revenue during the year	27,851.97	73,009.58
Balances at the end of the year #	66,241.54	84,887.54

During the year ended 31 March, 2026, an amount of ₹ 4,237.85 lakhs has been transferred from contract liability to provision for doubtful debts.

During the year ended March 31, 2026, the company recognised revenue of ₹ 1,830.03 lakhs (previous year 31 March 2025: ₹ 4,007.67 lakhs) from obligations satisfied in previous periods.

Remaining performance obligations

The remaining performance obligation disclosure provides the aggregate amount of the transaction price yet to be recognized at the end of the reporting period and an explanation as to when the Company expects to recognize these amounts in revenue. Performance obligation estimates are subject to change and are affected by several factors, including termination, changes in the scope of work, adjustment for revenue that has not materialized, and adjustments for currency.

The aggregate value of performance obligations that are completely or partially unsatisfied as of 31 March 2026 is ₹ 15,10,929.30 Lakhs. Out of this, the Company expects to recognize revenue of around 27% within the next one year and the remaining thereafter. The aggregate value of performance obligations that are completely or partially unsatisfied as of 31 March 2025 was ₹ 11,71,733.15 Lakhs.

The revenue recognised with the contracted price is as follows:

(₹ in Lakhs)

Particulars	31 March 2026	31 March 2025
Contracted price	3,88,321.04	3,07,701.40
Reduction towards variable consideration components*	3,335.70	4,866.14
Revenue recognised	**3,84,985.34**	**3,02,835.26**

* The reduction towards variable consideration comprises of price reduction.

Types of warranties and related obligations

The company is executing consultancy and engineering services and turnkey contracts. The company is providing provision for estimated liabilities on account of guarantees and warranties etc. in respect of consultancy and engineering services and turnkey contracts executed by the Company. The said obligation covers performance as well as defect liability period defined in the respective contracts.

For turnkey contracts, the estimated liability on account of contractual obligations is provided at 1% of revenue recognized based on risk assessment made by the management. For consultancy and engineering services contracts the estimated liability on account of contractual obligations is provided as per assessment of probable liability made by the management based on liability clauses in respective contracts.

Note – 45
Disclosure under Ind AS 112 on "Disclosure of Interests in Other Entities"

(₹ in Lakhs)

Name of the Companies	Relation	Proportion of Ownership as on	
		31 March 2026	31 March 2025
Certification Engineers International Limited ("CEIL")	Subsidiary	100%	100%
TEIL Projects Limited ("TEIL") (Under liquidation)	Joint Venture	50%	50%
Ramagundam Fertilizers and Chemicals Limited ("RFCL")	Joint Venture	26%	26%
LLC Bharat Energy Office ("BEO")	Associates	20%	20%

A. Brief description of the Company's Subsidiary

a) Certification Engineers International Limited ("CEIL")

Certification Engineers International Limited ("CEIL") is a Government of India Enterprise a wholly owned subsidiary Company of Engineers India Limited. CEIL undertakes certification, recertification, third party inspection, safety audits for offshore and onshore oil and gas facilities and other quality sensitive sectors of the industry.

The Company is domiciled in India has its registered office situated at 1 Bhikaji Cama, New Delhi 110066.

CEIL has an Authorized capital of ₹ 1,200 Lakhs (Previous year 31 March 2025: ₹ 1,200 lakhs) and Issued, Subscribed and Paid-up capital of ₹ 900 lakhs (Previous year 31 March 2025: ₹ 900 lakhs).

B. Brief description of the Company's joint ventures/ Associates

a) TEIL Projects Limited ('TEIL')

A joint venture with Tata Projects Limited was formed in the financial year 2008-09 for pursuing projects on engineering procurement and construction basis (EPC Projects) in selected sectors such as oil and gas, fertilizers, steel, railways, power and infrastructure.

TEIL has been formed in this regard having its Registered Office at New Delhi has an Authorized capital of ₹ 1,500 Lakhs (Previous year 31 March 2025: ₹ 1,500 lakhs) and Issued, Subscribed and Paid-up capital of ₹ 1,100 lakhs (Previous year 31 March 2025: ₹ 1,100 lakhs).

Of the issued, subscribed and paid-up capital, 5,500,000 shares of ₹ 10 each fully paid-up amounting ₹ 550.00 lakhs (previous year: 31 March 2025 ₹ 550.00 lakhs) are held by the Company, being 50% of paid-up capital of TEIL.

In the financial year 2015-16, it was decided to wind up TEIL and in this regard liquidator has already been appointed on 29 July 2016 and liquidation proceedings are in progress as per provisions of Companies Act.

Till 31 March 2021, the Company's share of negative 'other equity' of ₹ 541.61 Lakhs has been accounted for as impairment in value of investment.

During the current financial year 2025-26, TEIL had a net loss of Nil.

During the year 2020-21, ₹ 8.39 lakhs towards final distribution of remaining funds of TEIL on account of return of Share capital of company has been received by the company.

b) Ramagundam Fertilizers and Chemicals Limited ('RFCL')

The Company has, along with National Fertilizers Limited (NFL) and Fertilizer Corporation of India Limited (FCIL) incorporated a joint venture for setting up and operation of a gas based urea and ammonia complex in February 2015 namely Ramagundam Fertilizers and Chemicals Limited ('RFCL') having registered office in Delhi.

The Company has Authorized share capital of ₹ 200,000 Lakhs (previous year: 31 March 2025: ₹ 200,000 Lakhs) consisting 20,000 Lakhs (Previous year: 31 March 2025: 20,000 Lakhs) equity shares of face value of ₹ 10 each.

The Shareholding of the RFCL, on the finalisation of project cost and requirement of equity for funding the project cost shall be in the following proportion:

Engineers India Limited (EIL): 26%

National Fertilizers Limited (NFL): 26%

The Fertilizer Corporation of India Limited (FCIL): 11%

State Government of Telangana: 11%

GAIL (India) Limited: 14.30%

HT Ramagundam A/s : 3.90%

Danish Agribusiness Fund IK/S: 3.90%

Investment Fund for Developing Countries: 3.90%

RFCL has entered into concession agreement with FCIL on 23 March 2016 towards award of rights and concession to the RFCL in regard to facility area (Lease hold land admeasuring approximately 1284 acre) for financing, designing, engineering, procurement, construction, development, operation and maintenance of the project.

In terms of Shareholders agreement (SHA), FCIL is to be issued equity shares equal to 11% of equity portion of the capital expenditure of the project. During the Financial year 2020-21 project cost estimate was revised to ₹6,33,816.00 Lakhs to be funded through equity of ₹ 1,89,025.00 Lakhs and accordingly total equity issuance to FCIL based on revised project cost is ₹ 20,793 Lakhs.

The paid up capital by Joint Venture Partners as on 31 March 2026 is as under:

(₹ in Lakhs)

Shareholder	31 March 2026		31 March 2025	
	No. of Shares held of face value of ₹ 10 each	Paid up Share Capital	No. of Shares held of face value of ₹ 10 each	Paid up Share Capital
EIL	4,914.62	₹ 49,146.24	4,914.62	₹ 49,146.24
NFL	4,914.62	₹ 49,146.24	4,914.62	₹ 49,146.24
FCIL	2,079.36	₹ 20,793.64	2,079.36	₹ 20,793.64
State Government of Telangana	2,079.26	₹ 20,792.64	2,079.26	₹ 20,792.64
GAIL (India) Limited	2,703.04	₹ 27,030.43	2,703.04	₹ 27,030.43
Others	2,211.60	₹ 22,115.81	2,211.60	₹ 22,115.81
Total	**18,902.50**	**₹ 1,89,025.00**	**18,902.50**	**₹ 1,89,025.00**

Summarised financial information for Joint Venture is set out below:

(₹ in Lakhs)

Particulars	31 March 2026	31 March 2025
Cash and cash equivalents	129.34	9,318.82
Other Current assets	1,75,973.34	1,88,172.27
Total Current assets (A)	**1,76,102.68**	**1,97,491.09**
Non-current assets (B)	**4,53,915.42**	**4,82,690.91**
Current financial liabilities (excluding trade payables and provisions)	1,61,248.10	136,165.97
Trade payables and provisions	39,214.75	50,189.82
Other Current liabilities	598.38	561.10
Total Current liabilities (C)	**2,01,061.23**	**1,86,916.89**
Non current financial liabilities (excluding trade payables and provisions)	2,32,976.53	3,17,085.45
Other Non current liabilities	4,491.92	2,962.98
Total Non-current liabilities (D)	**2,37,468.45**	**3,20,048.43**
Net assets (A+B-C-D)	**1,91,488.42**	**1,73,216.68**
Capital Expenditure during the year	6,345.59	4,393.08
Right of use Assets addition during the year	43.22	341.05
Capital Work in Progress	(41.90)	308.55
Intangible Assets	1,341.02	13.22

Summarised Statement of profit and loss

(₹ in Lakhs)

Particulars	31 March 2026	31 March 2025
Revenue from operations	3,74,567.35	5,26,316.42
Interest income	2,331.48	2,252.43
Other income	729.23	551.11
Total revenue (A)	**3,77,628.06**	**5,29,119.96**
Depreciation and Amortization	30,549.98	29,785.16
Interest Expenses	33,109.11	44,412.03
Other expense	2,89,596.73	3,99,664.25
Total expenses (B)	**3,53,255.82**	**4,73,861.44**
Profit before tax (C = A-B)	24,372.24	55,258.52
Tax expense (D)	6,154.63	13,827.73
Profit/(Loss) for the year (E = C-D)	**18,217.61**	**41,430.79**
Other comprehensive income (F)	54.13	(19.40)
Total comprehensive income (E+F)	**18,271.74**	**41,411.39**

c) LLC Bharat Energy Office ('BEO') –Associate Company

During the financial year 2021-22, the Company along with ONGC Videsh Singapore Pte. Ltd., GAIL (India) Limited, IOCL Singapore Pte. Ltd. and Oil India International Pte. Ltd. having participating interest of 20% each has incorporated a Limited Liability Company namely LLC Bharat Energy Office in Russia to facilitate liaising with the Russian petroleum industry and to monitor the existing investments.

During the financial year 2021-22, company has contributed its 20% contribution amounting to ₹ 75.97 Lakhs.

Summarised financial information for Associate is set out below:

(₹ in Lakhs)

Particulars	31 March 2026	31 March 2025
Current assets	430.35	332.26
Non-current assets	353.68	453.08
Current liabilities	245.95	90.36
Non-current liabilities	197.04	423.47
Revenue	622.76	915.62
Profit or loss from continuing operations	14.03	90.69
Post-tax profit or loss from discontinued operations	7.32	74.12
Other comprehensive income	-	-
Total comprehensive income	7.32	74.12

Till financial year ended 31 March 2026, the Company had incurred losses to the tune of RU 1,53,65,000 (previous year 31 March 2025: RU 1,59,85,000) of which the Company's share is RU 30,73,000 (equivalent Indian ₹ 36.26 Lakhs) (previous Year 31 March 2025: RU 31,97,000 (equivalent Indian ₹ 30.69 Lakhs)).

C. Disclosure of Interest in Joint Operation

The Company has entered into Production Sharing Contracts with Government of India along with other partners for Exploration and Production of Oil and Gas. The Company is a non-operator and is having following participating interest in the ventures.

Block No.	Participating Interest@	Principal Place of Business
CB-ONN-2010/11	23.53%	India
CB-ONN-2010/08 #	22.22%	India

This block is under Relinquishment

The Company would share Expense/Income/Assets/Liabilities of the ventures on the basis of its percentage in the production sharing contracts.

Based on unaudited financial statements of Block No. CB-ONN-2010/08 and CB-ONN-2010/11 the revenue expenditure and capital expenditure has been accounted for in financial statements is as follows-:

The company's share of financial position of Joint Operations are as under:

(₹ in Lakhs)

Particulars	31 March 2026	31 March 2025
Assets		
- Intangible Assets under development (Net of Impairment)	-	-
- E&P assets producing property (Net of Impairment)	72.40	101.60
Liabilities		
- Provisions	25.98	25.98
- Other Liabilities	125.64	93.71
Income		
- Other Income	28.96	73.43
Expenditure (including depreciation and amortisation)	102.48	176.99
Net Results	(73.52)	(103.56)

Note: Including financial position of relinquished blocks.

DISCLOSURE RELATING EXPLORATION AND PRODUCTION ACTIVITIES

In compliance of Ind-AS-106 on "Exploration for and Evaluation of Mineral Resources", the disclosure of financial information relating to activity associated with the exploration for and evaluation of mineral resources (crude oil, natural gas etc.) are as under:

(₹ in Lakhs)

Particulars	31 March 2026	31 March 2025
(i) Assets (Intangible assets under development- Net of Impairement)	-	-
(ii) Liabilities	119.87	97.63
(iii) Income	-	-
(iv) Expenses	22.23	55.92
(v) Cash Flow		
- Net Cash from/(used) in operating activities	-	(75.52)
- Net Cash from/(used) in investing activities	-	-

@The original participating interest in production sharing contract of company in both blocks is 20% each. In Block No. CB-ONN-2010/08 and CB-ONN-2010/11 one of the consortium members has defaulted in its obligation towards cash calls. The Company along with other partners has acquired the share of defaulted partner in proportion to their original participating interest and the share of company is 22.22% and 23.53% in the blocks CB-ONN-2010/08 and CB-ONN-2010/11 respectively.

#In Block No. CB-ONN-2010/08, during the initial exploration period, two discoveries were made and the Field Development plan was approved by the Director General of Hydrocarbons (DGH). However, due to unviable project economies, BPRL has submitted a relinquishment proposal to DGH.

Quantitative Disclosure:

a. Crude Oil- Block CB-ONN-2010/11 (EIL Share @23.53%)

Particulars	Opening Stock		Production		Sales		Closing Stock	
Crude Oil	Qty. (MT)	Value (₹ in Lakhs)	Qty. (MT)	Value* (₹ in Lakhs)	Qty. (MT)	Value (₹ in Lakhs)	Qty. (MT)	Value (₹ in Lakhs)
Year ended 31st March, 2026	6.26	1.87	71.37	27.09	77.63	28.96	-	-
Year ended 31st March, 2025	6.12	3.45	172.78	-	172.64	73.43	6.26	1.87

* Production values not provided by the operator for previous year 31 March, 2025.

b. Net Quantity of Company's Interest in Proved Reserves and Proved Developed Reserves Block CB-ONN-2010/11, Gujarat, India (EIL Share @23.53%)

Particulars	Proved Reserves		Proved Developed Reserves	
	2025-26	2024-25	2025-26	2024-25
Crude Oil (in '000 MT)				
Beginning of the year	1.512	1.682	1.512	1.682
Additions	-	-	-	-
Deletion	-	-	-	-
Production	0.07	0.17	0.07	0.17
Closing Balance	1.442	1.512	1.442	1.512

Notes : (i) The company is Non-operating partner in E&P blocks for which reserves are disclosed.

(ii) The initial oil and gas reserves assessment was made through respective operator of E&P Blocks. The year end oil reserves are estimated based on information obtained from operator.

(iii) E&P blocks are assessed individually for impairment.

Note 46
Employee benefits

Disclosure in compliance with Ind -AS 19 on "Employee Benefits" is as under:

Defined Contribution Plan

Superannuation Fund

The Corporation has Superannuation – Defined Contribution Scheme (DCS) maintained by "Superannuation Pension Trust" wherein Employer makes a monthly contribution of a certain percentage of 'Basic salary and Dearness Allowance (DA)', out of 30% earmarked for various superannuation benefits. This is in accordance with the Department of Public Enterprises (DPE) guidelines. These contributions are credited to Individual Employee's Account maintained with the trust managed by Life Insurance Corporation of India (LIC) or an optional National Pension Scheme (NPS) account. For the financial year 2025-26, the corporation has made an overall contribution of ₹ 7,651.67 lakhs (previous year 31 March 2025: ₹ 5,641.83 lakhs) towards Superannuation -DCS by charging it to statement of Profit and Loss.

Employee Pension Scheme (EPS-95)

During the year, Corporation has recognised ₹ 304.52 lakhs (previous year 31 March 2025: ₹ 307.74 Lakhs) as contribution to Employee Pension Scheme (EPS-95) in the statement of Profit and Loss.

Defined Benefit Plan

Company is having the following Defined Benefit Plans:

- **Gratuity (Funded):** Each employee rendering such years of service as defined in the Code on Social Security, 2020 is entitled to receive gratuity amount based on completed tenure of service at the time of separation from the company. In terms of DPE Guidelines, on increase of Dearness allowance to the tune of 50%, the gratuity ceiling shall enhance by 25%. Accordingly, a separate fund in the name of "Enhanced Gratuity fund" was created for enhanced Gratuity. Since the IDA has reached 50% during the financial year 2025-26 and as such the 'enhanced gratuity fund' created in the past period becomes the part of overall gratuity fund with the ceiling of ₹25 lakhs in terms of DPE guidelines.

- **Provident Fund (Funded) *:** The employee benefit of PF is administered through a separate irrevocable Employees Provident Fund Trust for managing the Provident Fund accumulation of employees. The company's contribution towards Provident Fund is remitted to this trust based on a fixed percentage of eligible employee's salary. An application for surrender for EIL PF Trust has been filed by the Company with EPFO which is under process.

- **Post-Retirement Medical Benefits (Funded):** PRMB scheme provides medical coverage to retired employees and their eligible dependent family members.

- **Other benefits on Retirement (Unfunded):** Other benefit is allowed to employees to facilitate them to settle down upon retirement.

Other Long term Employee Benefits

- **Leave encashment (Funded):** The employees of the company are entitled for Earned and Half pay leave as per the approved company Rules.

- **Long Service Awards (Unfunded):** EIL has formulated a long service award scheme, wherein the employees are recognized on completion of number of prescribed years of service. The long service award scheme is a symbolic gesture for rewarding loyalty & belongingness demonstrated by employees who stayed for long years with the Company.

* Shortfall of net income of trust below government specified minimum rate of return, if any, and loss to the trust due to its investments turning stressed are being made good by the Company. Out of the investments made by PF Trust in the past, some issuers of securities had defaulted in interest payments and / or principal repayments. Company, as principal employer under the Provident fund regulations had made good the loss in value of these investments.

In this regard, Actuarial valuation as on 31 March, 2026 was carried out by the Actuary to find out value of Projected Benefit Obligation of the Company towards Provident Fund. The present value of benefit obligation for the period ended 31 March 2026 is ₹ 2,04,377.21 lakhs (Previous year 31 March 2025: ₹ 1,98,498.03 lakhs). The fair value of the assets of Provident Fund trust as of balance sheet date is greater than the present value of benefit obligation. The Company has net surplus of ₹ 5,326.45 lakhs (previous year 31 March 2025: ₹ 9,418.57 lakhs) determined through actuarial valuation. Accordingly, Company has not recognised surplus as an asset, and the remeasurement loss/gain in 'other Comprehensive Income', as these pertains to Provident Fund Trust and not to the company.

Risks associated with plan provisions

Risks associated with the plan provisions are actuarial risks. These risks are: (i) Investment risk, (ii) interest risk (discount rate risk), (iii) mortality risk and (iv) salary risk.

Investment risk	If Plan is funded then assets liabilities mismatch & actual investment return on assets lower than the discount rate assumed at the last valuation date can impact the liability.
Interest risk (discount rate risk)	Reduction in discount rate in subsequent valuations can increase the plan's liability.
Mortality risk	Actual deaths & disability cases proving lower or higher than assumed in the valuation can impact the liabilities.
Salary risk	Actual salary increases will increase the Plan's liability. Increase in salary increase rate assumption in future valuations will also increase the liability.
Medical expense inflation risk	Increase in actual medical cost per retiree will increase the Plan's liability. Increase in medical Cost per Retiree rate assumption will also increase the liability.
Cash allowance variation risk	Actual award cost increases will increase the Plan's liability. Increase in award cost increase rate assumption in future valuations will also increase the liability.

Disclosures related to funded obligations

a) The amounts recognised in the Balance Sheet

(₹ in Lakhs)

Particulars	Gratuity (funded)		Leave encashment (funded)		Provident Fund (funded)		Post-retirement medical benefits (funded)	
	31 March 2026	31 March 2025	31 March 2026	31 March 2025	31 March 2026	31 March 2025	31 March 2026	31 March 2025
Present value of obligations as at the end of year	26,719.78	22,703.47	37,756.61	35,959.25	2,04,377.21	1,98,498.03	38,653.76	35,219.56
Fair value of plan assets as at the end of the year	27,667.27	21,818.29	35,298.71	31,749.11	2,09,703.66	2,07,916.60	33,906.45	31,710.80
Funded status	947.49	(885.18)	(2,457.90)	(4,210.14)	5,326.45	9,418.57	(4,747.31)	(3,508.76)
Amount not recognised in the Balance Sheet (as per para 64 of Ind As 19)	-	-	-	-	(5,326.45)	(9,418.57)	-	-
Net (asset)/liability recognized in balance sheet	**(947.49)**	**885.18**	**2,457.90**	**4,210.14**	**-**	**-**	**4,747.31**	**3,508.76**

b) Expenses recognized in statement of profit and loss

(₹ in Lakhs)

Particulars	Gratuity (funded)		Leave encashment (funded)		Provident Fund (funded)		Post-retirement medical benefits (funded)	
	31 March 2026	31 March 2025	31 March 2026	31 March 2025	31 March 2026	31 March 2025	31 March 2026	31 March 2025
Current service cost	1,451.20	1,189.44	4,065.67	3,578.99	6,607.04	6,320.76	631.47	572.38
Past service cost	30.56	-	-	-	-	-	-	-
Expected Contribution towards Stressed Investments	-	-	-	-	-	758.10	-	-
Interest cost on defined benefit obligation	1,856.68	1,588.91	2,441.63	2,383.38	-	-	2,391.40	2,353.00
Interest income on plan assets	(1,740.86)	(1,591.94)	(2,155.76)	(2,104.33)	-	-	(2,153.16)	(2,064.09)
Amount received against Transfer/Lien	(30.69)	-	(27.21)	-	-	-	-	-
Re-measurements	-	-	(1,866.43)	352.10	-	-	-	-
Expenses recognized in statement of profit and loss	**1,566.89**	**1,186.41**	**2,457.90**	**4,210.14**	**6,607.04**	**7,078.86**	**869.71**	**861.29**

c) Expenses recognized in Other comprehensive income

(₹ in Lakhs)

Particulars	Gratuity (funded)		Leave encashment (funded)		Provident Fund (funded)		Post-retirement medical benefits (funded)	
	31 March 2026	31 March 2025	31 March 2026	31 March 2025	31 March 2026	31 March 2025	31 March 2026	31 March 2025
Return on plan assets	(295.60)	(69.27)	-	-	(1,073.71)	2,179.88	(397.82)	(323.31)
Actuarial (gains)/loss	(2,218.78)	(185.27)	-	-	1,343.20	(1448.37)	4,275.42	2,970.78
Expenses recognized in other comprehensive income	**(2,514.38)**	**(254.54)**	**-**	**-**	**269.49**	**731.51**	**3,877.60**	**2,647.47**

d) Reconciliation of opening and closing balances of defined benefit obligation

(₹ in Lakhs)

Particulars	Gratuity (funded)		Leave encashment (funded)		Provident Fund (funded)		Post-retirement medical benefits (funded)	
	31 March 2026	31 March 2025	31 March 2026	31 March 2025	31 March 2026	31 March 2025	31 March 2026	31 March 2025
Present value of obligations as at beginning of year	22,703.47	21,976.61	35,959.25	32,965.11	1,98,498.03	1,92,720.10	35,219.55	32,544.97
Provision taken from Additional Gratuity	4,640.86	-	-	-	-	-	-	-
Interest cost	1,856.68	1,588.91	2,441.63	2,383.38	15,920.15	15,407.71	2,391.40	2,353.00
Current service cost	1,451.21	1,189.44	4,065.67	3,578.99	6,607.04	6,320.77	631.47	572.38
Contribution by plan participants/ employees	-	-	-	-	9,495.90	9,607.63	-	-
Actuarial (gains)/losses arising from								
Changes in demographic assumptions	-	-	-	-	-	-	-	-
Changes in financial assumptions	(1,096.61)	794.03	(1,963.59)	995.91	(33.28)	27.45	(2,022.51)	1,765.71
Experience adjustments	(1,122.17)	(979.30)	540.25	(350.31)	(1,309.92)	1,420.92	6,297.94	1,205.07
Past service cost	30.56	-	-	-	-	-	-	-
Benefits paid	(1,744.22)	(1,866.22)	(3,286.60)	(3,613.83)	(25,110.71)	(27,186.85)	(3,864.09)	(3,221.57)
Settlements/ Transfer In	-	-	-	-	310.00	180.30	-	-
Present value of obligations as at end of year	**26,719.78**	**22,703.47**	**37,756.61**	**35,959.25**	**2,04,377.21**	**1,98,498.03**	**38,653.76**	**35,219.56**

e) Reconciliation of opening and closing balances of fair value of plan assets

(₹ in Lakhs)

Particulars	Gratuity (funded)		Leave encashment (funded)		Provident Fund (funded)		Post-retirement medical benefits (funded)	
	31 March 2026	31 March 2025	31 March 2026	31 March 2025	31 March 2026	31 March 2025	31 March 2026	31 March 2025
Fair value of plan assets as on beginning of year	21,818.29	22,018.57	31,749.11	29,105.51	2,07,916.60	2,01,407.15	31,710.80	28,548.94
Asset taken from Additional Gratuity	3,820.29	-	-	-	-	-	-	-
Interest income	1,740.86	1,591.94	2,155.76	2,104.33	-	-	2,153.16	2,064.09

(₹ in Lakhs)

Particulars	Gratuity (funded)		Leave encashment (funded)		Provident Fund (funded)		Post-retirement medical benefits (funded)	
	31 March 2026	31 March 2025	31 March 2026	31 March 2025	31 March 2026	31 March 2025	31 March 2026	31 March 2025
Opening adjustment as per Balance Sheet	-	-	-	-	(2,430.47)	-	-	-
Valuation Gain/(Loss) on Equity, IDF and LMF Investments during the year	-	-	-	-	(936.37)	-	-	-
Transfer of Realized gain on IDF/LMF during the year from valuation reserve to income & expenditure account	-	-	-	-	(1,931.14)	-	-	-
Actual Return	-	-	-	-	15,782.81	17,587.60	-	-
Plan Participants/ Employee Contribution	-	-	-	-	9,495.90	9,607.63	-	-
Settlements/ Transfer In	-	-	-	-	310.00	180.30	-	-
Re-measurement gain/ (loss) – return on plan assets excluding amounts included in net interest expense	295.60	69.27	443.09	293.50	-	-	397.82	323.31
Contributions from the employer	1,736.44	4.74	4,210.14	3,859.60	6,607.04	6,320.77	3,508.76	3,996.03
Amount received against Transfer/Lien	-	-	27.21	-	-	-	-	-
Benefits paid	(1,744.21)	(1,866.23)	(3,286.60)	(3,613.83)	(25,110.71)	(27,186.85)	(3,864.09)	(3,221.57)
Fair value of plan assets at the end of year	**27,667.27**	**21,818.29**	**35,298.71**	**31,749.11**	**2,09,703.66**	**2,07,916.60**	**33,906.45**	**31,710.80**

f) Actuarial Assumptions

Particulars	Gratuity (funded)		Leave encashment (funded)		Provident Fund (funded)		Post-retirement medical benefits (funded)	
	31 March 2026	31 March 2025	31 March 2026	31 March 2025	31 March 2026	31 March 2025	31 March 2026	31 March 2025
Discount rate	7.29%	6.79%	7.29%	6.79%	7.29%	6.79%	7.29%	6.79%
Expected rate of future salary increase	9.00%	9.00%	9.00%	9.00%	-	-	-	-
Increase in compensation levels	-	-	-	-	-	-	8.50%	8.50%
Expected Statutory Interest Rate on the ledger Balance	-	-	-	-	8.25%	8.25%	-	-
Retirement age	60 years	60 years	60 years	60 years	60 years	60 years	-	-

Mortality rates inclusive of provision for disability -100% of IALM (2012 - 14).

In case of funded scheme above, expected return on plan assets is same as that of respective discount rate.

g) Maturity Profile of defined benefit obligation

(₹ in Lakhs)

Particulars	Gratuity (funded)		Leave encashment (funded)		Post-retirement medical benefits (funded)	
	31 March 2026	31 March 2025	31 March 2026	31 March 2025	31 March 2026	31 March 2025
Weighted average of the defined benefit obligation	13.06 years	12.98 years	13.06 years	12.98 years	13.06 years	12.98 years
Duration of defined benefit obligation						
Duration (years)						
1	2,629.85	2,183.02	3,134.47	2,836.36	3,670.20	3,401.73
2	2,077.37	1,558.55	2,694.69	2,354.81	3,781.26	3,689.03
3	2,187.51	1,552.02	2,805.94	2,316.98	3,980.02	3,882.94
4	1,722.80	1,646.26	2,392.37	2,472.84	4,184.11	4,082.06
5	1,296.66	1,308.62	1,817.69	2,086.54	4,507.85	4,397.91
Above 5	16,805.59	14,454.99	24,911.45	23,891.71	18,530.32	15,765.88
Total	**26,719.78**	**22,703.46**	**37,756.61**	**35,959.24**	**38,653.76**	**35,219.55**
Duration of defined benefit payments						
Duration (years)						
1	2,629.85	2,183.02	3,134.47	2,836.36	3,670.20	3,401.73
2	2,308.63	1,719.96	2,994.67	2,598.67	4,202.19	4,071.07
3	2,608.24	1,829.04	3,345.62	2,730.55	4,745.51	4,576.02
4	2,203.90	2,071.84	3,060.45	3,112.10	5,352.55	5,137.31
5	1,779.68	1,758.74	2,494.81	2,804.23	6,187.09	5,910.63
Above 5	34,695.55	28,491.04	51,579.98	47,133.24	1,32,905.17	1,13,145.12
Total	**46,225.85**	**38,053.64**	**66,610.00**	**61,215.15**	**1,57,062.71**	**1,36,241.88**

h) Maturity Profile of defined benefit obligation (Provident Fund)

(₹ in Lakhs)

Particulars	31 March 2026	31 March 2025
Weighted average of the defined benefit obligation	13.06 years	12.98 years
Durations		
Within next 12 months	14,804.30	13,585.60
Between 1 and 5 years	49,478.97	49,410.41
Between 5 and 10 years	35,060.26	33,343.63
Beyond 10 years	1,05,033.68	1,02,158.39
Total	**2,04,377.21**	**1,98,498.03**

i) Major Categories of Plan Assets (as percentage of total plan assets)

Particulars	Gratuity (funded)		Leave encashment (funded)		Post-retirement medical benefits (funded)	
	31 March 2026	31 March 2025	31 March 2026	31 March 2025	31 March 2026	31 March 2025
Fund managed by insurer	100%	100%	100%	100%	100%	100%

j) Sensitivity analysis

Sensitivity analysis in respect of gratuity

(₹ in Lakhs)

Particulars	Change in Assumption		Increase in defined benefit obligation		Decrease in defined benefit obligation	
	31 March 2026	31 March 2025	31 March 2026	31 March 2025	31 March 2026	31 March 2025
Increase/(Decrease) in discount rate	+/-1%	+/-1%	2,214.74	2,024.87	2,059.70	1,744.66
Expected rate of future salary increase	+/-1%	+/-1%	252.51	157.43	265.21	179.90

Sensitivity analysis in respect of leave encashment

(₹ in Lakhs)

Particulars	Change in Assumption		Increase in defined benefit obligation		Decrease in defined benefit obligation	
	31 March 2026	31 March 2025	31 March 2026	31 March 2025	31 March 2026	31 March 2025
Increase/(Decrease) in discount rate	+/-1%	+/-1%	4,280.14	3,210.70	3,611.52	2,690.75
Expected rate of future salary increase	+/-1%	+/-1%	4,143.06	3,088.95	3,594.30	2,668.85

Sensitivity analysis in respect of Provident Fund

(₹ in Lakhs)

Particulars	Change in Assumption		Increase in defined benefit obligation		Decrease in defined benefit obligation	
	31 March 2026	31 March 2025	31 March 2026	31 March 2025	31 March 2026	31 March 2025
Increase/(Decrease) in discount rate	+/- 0.50%	+/-0.50%	33.28	32.52	31.85	31.11

Sensitivity analysis in respect of Provident Fund

(₹ in Lakhs)

Particulars	Change in Assumption		Increase in defined benefit obligation		Decrease in defined benefit obligation	
	31 March 2026	31 March 2025	31 March 2026	31 March 2025	31 March 2026	31 March 2025
Increase/(Decrease) in Statutory Interest Rate	+/- 0.50%	+/-0.50%	32.83	31.92	31.71	30.84

Sensitivity analysis in respect of post-retirement medical benefits

(₹ in Lakhs)

Particulars	Change in Assumption		Increase in defined benefit obligation		Decrease in defined benefit obligation	
	31 March 2026	31 March 2025	31 March 2026	31 March 2025	31 March 2026	31 March 2025
Increase/(Decrease) in discount rate	+/-1%	+/-1%	5,769.42	5,256.83	4,569.82	4,163.81
Expected rate of future cost increase	+/-1%	+/-1%	4,938.14	4,499.41	3,941.65	3,591.45

***Changes in Defined benefit obligation due to 1% Increase/Decrease in Mortality Rate, if all other assumptions remain constant is negligible.**

The sensitivity analysis presented above may not be representative of the actual change in the defined benefit obligation as it is unlikely that the change in assumptions would occur in isolation of one another as some of the assumptions may be correlated.

Furthermore, in presenting the above sensitivity analysis, the present value of the defined obligation has been calculated using the projected unit credit method at the end of the report period, which is the same as that applied in calculating the defined benefit obligation liability recognised in the statement of financial position.

There is no change in the method of the valuation for the prior period. For change in assumption please refer to table (f) above, where assumptions for prior period are given.

Disclosures related to unfunded obligations

a) The amounts recognized in the balance sheet

(₹ in Lakhs)

Particulars	Long service award (unfunded)		Other benefits on retirement (unfunded)	
	31 March 2026	31 March 2025	31 March 2026	31 March 2025
Present value of obligations as at the end of year	127.86	128.13	397.50	406.84
Net (asset)/liability recognized in balance sheet	**127.86**	**128.13**	**397.50**	**406.84**

b) Expenses recognized in statement of profit and loss

(₹ in Lakhs)

Particulars	Long service award (unfunded)		Other benefits on retirement (unfunded)	
	31 March 2026	31 March 2025	31 March 2026	31 March 2025
Current service cost	8.62	8.84	20.72	21.48
Past Service Cost	-	-	-	139.98
Interest cost	8.70	8.69	27.62	17.87
Re-measurements	(17.58)	5.92	-	-
Expenses recognized in statement of profit and loss	**(0.26)**	**23.45**	**48.34**	**179.33**

c) Expenses recognized in other comprehensive income

(₹ in Lakhs)

Particulars	Long service award (unfunded)		Other benefits on retirement (unfunded)	
	31 March 2026	31 March 2025	31 March 2026	31 March 2025
Return on plan assets	-	-	-	-
Actuarial (gains)/losses	-	-	(25.78)	8.30
Expenses recognized in other comprehensive income	-	-	**(25.78)**	8.30

d) Reconciliation of opening and closing balances of defined benefit obligation

(₹ in Lakhs)

Particulars	Long service award (unfunded)		Other benefits on retirement (unfunded)	
	31 March 2026	31 March 2025	31 March 2026	31 March 2025
Present value of obligations as at beginning of year	128.13	120.24	406.84	247.18
Interest cost	8.70	8.69	27.62	17.87
Current service cost	8.62	8.84	20.71	21.48
Actuarial (gains)/losses arising from				
Changes in demographic assumptions	-	-	-	-
Changes in financial assumptions	(3.28)	2.95	(19.70)	17.22
Experience adjustments	(14.31)	2.98	(6.07)	(8.92)
Past service cost, including losses/(gains) on Curtailments	-	-	-	139.98
Benefits paid	-	(15.57)	(31.90)	(27.97)
Present value of obligations as at end of year	**127.86**	**128.13**	**397.50**	**406.84**

e) Actuarial Assumptions

Particulars	Long service award (unfunded)		Other benefits on retirement (unfunded)	
	31 March 2026	31 March 2025	31 March 2026	31 March 2025
Discount rate	7.29%	6.79%	7.29%	6.79%
Increase in compensation levels	-	-	5.00%	5.00%

Mortality rates inclusive of provision for disability -100% of IALM (2012 - 14).

f) Maturity profile of defined benefit obligation

(₹ in Lakhs)

Particulars	Long service award (unfunded)		Other benefits on retirement (unfunded)	
	31 March 2026	31 March 2025	31 March 2026	31 March 2025
Weighted average of the defined benefit obligation	13.06 years	12.98 years	13.06 years	12.98 years
Duration of defined benefit obligation				
Duration (years)				
1	18.37	15.22	33.99	33.01
2	16.77	15.60	28.63	27.93
3	21.53	20.02	30.53	29.78
4	15.06	14.01	35.20	34.35
5	16.26	15.13	27.67	27.00
Above 5	39.87	48.14	241.48	254.77
Total	**127.86**	**128.12**	**397.50**	**406.84**
Duration of defined benefit payments				
Duration (years)				
1	18.37	15.22	33.99	33.01
2	18.64	17.22	31.81	30.82
3	25.67	23.60	36.40	35.10
4	19.27	17.63	45.04	43.22
5	22.32	20.33	37.99	36.29
Above 5	146.55	157.06	887.62	831.19
Total	**250.82**	**251.06**	**1,072.85**	**1,009.63**

g) Sensitivity analysis

Sensitivity analysis in respect of long service award

(₹ in Lakhs)

Particulars	Change in Assumption		Increase in defined benefit obligation		Decrease in defined benefit obligation	
	31 March 2026	31 March 2025	31 March 2026	31 March 2025	31 March 2026	31 March 2025
Increase/(Decrease) in discount rate	+/-1%	+/-1%	6.74	7.21	6.10	6.51

Sensitivity analysis in respect of other benefits of retirement

(₹ in Lakhs)

Particulars	Change in Assumption		Increase in defined benefit obligation		Decrease in defined benefit obligation	
	31 March 2026	31 March 2025	31 March 2026	31 March 2025	31 March 2026	31 March 2025
Increase/(Decrease) in discount rate	+/-1%	+/-1%	41.10	43.76	34.95	36.13
Expected rate of future salary increase	+/-1%	+/-1%	42.52	44.23	35.95	37.41

***Changes in Defined benefit obligation due to 1 % Increase/Decrease in Mortality Rate, if all other assumptions remain constant is negligible.**

The sensitivity analysis presented above may not be representative of the actual change in the defined benefit obligation as it is unlikely that the change in assumptions would occur in isolation of one another as some of the assumptions may be correlated.

Furthermore, in presenting the above sensitivity analysis, the present value of the defined obligation has been calculated using the projected unit credit method at the end of the report period, which is the same as that applied in calculating the defined benefit obligation liability recognised in the statement of financial position.

There is no change in the method of the valuation for the prior period. For change in assumption please refer to table (e) above, where assumptions for prior period, if applicable, are given.

Note – 47
Segment reporting

In line with Indian Accounting Standard (IndAS 108) "Operating Segments", the Company has (segmented) identified its business activity into two business segments i.e. Consultancy and Engineering Projects and Turnkey Projects, taking into account the organizational structure and internal reporting system as well as different risk and rewards of these segments. Segment results are given below:

(₹ in Lakhs)

Particulars	31 March 2026	31 March 2025
Segment revenue		
Consultancy and engineering projects	1,78,204.65	1,67,876.42
Turnkey projects	2,06,780.69	1,34,958.84
Total	**3,84,985.34**	**3,02,835.26**
Segment profit		
Consultancy and engineering projects	42,366.62	50,962.63
Turnkey projects	35,609.83	10,539.05
Total (a)	**77,976.45**	**61,501.68**
Interest	210.75	264.48
Other un-allocable expenditure	15,316.16	16,528.83
Total (b)	**15,526.91**	**16,793.31**
Other income (c)	**20,900.74**	**16,964.50**
Profit before tax (a-b+c)	**83,350.28**	**61,672.87**
Income tax expense	**19,476.18**	**15,149.11**
Profit for the year	**63,874.10**	**46,523.76**
Capital employed**	**3,04,312.10**	**2,62,004.02**

**Property Plant and Equipment and other assets used in the Company's business or segment liabilities contracted have not been identified to any of the reportable segments, as these assets and support services are used interchangeably between segments. Accordingly, no disclosure relating to total segment assets and liabilities has been made and capital employed has been presented.

Geographical information

(₹ in Lakhs)

Country Name	Revenue from Operations				Non- Current Assets	
	Consultancy and engineering projects		Turnkey projects			
	31 March 2026	31 March 2025	31 March 2026	31 March 2025	31 March 2026	31 March 2025
India	1,43,138.90	1,30,781.25	2,06,780.69	1,34,958.84	2,35,390.79	2,24,819.02
United Arab Emirates (UAE)	16,041.68	15,503.85	-	-	1,639.88	965.36
Nigeria	9,536.52	8,482.74	-	-	-	-
Guyana	3,499.44	5,640.72	-	-	-	-
Mongolia	3,623.51	3,238.47	-	-	-	-
Kuwait	976.38	1,461.88	-	-	-	-
Algeria	728.93	1,026.41	-	-	-	-
Bahrain	645.98	958.30	-	-	-	-
Kingdom of Saudi Arabia	-	-	-	-	436.58	-
Others	13.31	782.80	-	-	-	-
Total	**1,78,204.65**	**1,67,876.42**	**2,06,780.69**	**1,34,958.84**	**2,37,467.25**	**2,25,784.38**

Segment revenue with major customers

During the year ended 31 March 2026, ₹ 75,152.02 Lakhs (Previous year 31 March 2025: ₹ 57,934.25 Lakhs) of the Company's revenues, each individually exceeding 10% in the consultancy and engineering projects segment was generated from three (previous year 31 March 2025: three) customers.

During the year ended 31 March 2026, ₹ 1,96,289.16 Lakhs (Previous year 31 March 2025: ₹ 1,26,053.65 Lakhs) of the Company's revenues, each individually exceeding 10% in the turnkey projects segment was generated from two (Previous year 31 March 2025: two customers).

Note – 48

(a) In one of the ongoing turnkey project, the company had in previous periods reduced the contract price on account of price deduction for anticipated delays in the completion of contract as per provisions of Ind AS 115 "Revenue from Contracts with Customers". On Mechanical completion of the project as per the contractual provisions, an adjustment in the contract price has been made resulting into increase in Revenue and Profit in turnkey segment by ₹ 22,652.22 lakhs (Previous year 31 March 2025: Nil) and ₹ 21,357.81 lakhs (Previous year 31 March 2025: Nil) respectively during the financial year 2025-26.

(b) The turnover and profit from operation for the year ended 31 March 2026 includes ₹ 500.73 lakhs (previous year 31 March 2025 : ₹ 12,891.14 lakhs) and ₹ 435.50 lakhs (previous year 31 March 2025: ₹ 11,226.95 lakhs) respectively on account of impact of variable consideration accounted for in Consultancy and Engineering Projects segment.

Note – 49

The company in the month of April 2016 terminated a contract, consequent to receipt of findings of investigating agency that certificate submitted by the contractor for qualifying the contract was bogus. The facts in this regard including lodging of claim, subsequent to termination of contract had been disclosed in the annual account from financial year 2015-16.

Subsequent to the termination of contract, the company is completing the project at the risk and cost of contractor in terms of provisions of the contract. Contractor has gone into arbitration and had submitted arbitration notice and as such Arbitral Tribunal had been constituted. Contractor had filed its statement of claim amounting to ₹ 40,960.75 Lakhs. EIL had also filed its reply along with its counter claim for ₹ 12,907.15 Lakhs and application to implead the parent company of contractor, decision on which was pending with the Arbitral Tribunal. Meanwhile, a third party creditor of the contractor has filed an application with NCLT under Insolvency and Bankruptcy Code (IBC) and Insolvency Resolution Professional (IRP) has been appointed and arbitration proceedings have been stayed sine die. EIL has filed its claim against the contractor with the IRP. Hon'ble Supreme Court, on the application of contractor, has stayed the Resolution proceedings. The company has approached Arbitral Tribunal and NCLT for revival of its counter claims wherein company has been directed to approach the appropriate forum and accordingly company has filed an impleadment application before the Hon'ble Supreme Court. The management does not consider any possible obligation on this account requiring future probable outflow of resources of the company.

Note – 50

During the year 2001, one of Clients had invited bids for carrying out certain works at its Bombay High Off-shore Exploration Site. The entire work consisted of a number of activities, including survey, design, engineering, procurement, fabrication, transportation and commissioning of two well head platforms with associated equipment.

For submission of the said bid, the company had entered into Business Cooperation Agreement (BCA) with sub-contractor & Vendor (which are "Group Companies") and accordingly these Group Companies, in accordance with their respective scope of works, valued and classified the platforms and submitted the same to company for inclusion in its price bid to Client. The process of classification and valuation of platforms and calculation of corresponding customs duty were done by Group Companies as per their scope of work. Customs Duty element as submitted by the Group Companies, had simply been incorporated by the company in its price bid to Client.

During FY 2002-03, the Contract was awarded to the Company by the Client. Out of the entire scope of work under the above Project, the Company issued a Purchase Order for supply of the Platforms along with jackets, piles and other material, and sub-contracted transportation and installation works, on back to back basis, to vendor and sub-contractor respectively (above mentioned Group Companies) which constituted approximately 95% of the entire scope of work.The custom duty amount was included in the Sub-contract as also in the main contract with client as worked out by Group Companies themselves.

Group Companies represented to the company and persuaded that it was not possible for them to become the consignee for the subject materials and to avoid any delay in the execution of the project it would be prudent and expedient to mention the name of the company as the consignee for the subject material (Though as per the express contractual stipulation it was Group Companies who had to assume the role & responsibility of the consignee of the goods). Further they represented that they do not have IEC Code and hence, they could not have imported the goods and there would not be sufficient time for them to get such a code to enable imports. Believing the aforesaid advice to be bonafide and true and that company being the importer would aid speedy and prompt clearance of the Goods, Company agreed to become the Consignee.

A Show Cause Notice was issued by Custom authorities to the Group Companies and the Company on account of misclassification and undervaluation of equipment's at the time of import for the above said Project of Oil Well Platform. On account of non-cooperation by the Group Companies, (who had actually carried out the classification and valuation), in replying to the Show Cause Notice, the Company was constrained to approach the Custom and Central Excise Settlement Commission in the FY 2006-07. During the Settlement Commission proceedings, which was also participated in by the Group Companies, on account of noncooperation of the latter, Company was constrained to admit the liabilities to the tune of ₹2,309.80 Lakhs. During the FY 2007-08, Custom and Central Excise Settlement Commission passed Final Order determining the total Differential Custom Duty liability at ₹4,277.21 Lakhs with Interest@ 10% per annum thereon and Penalty of ₹10 Lakhs. The total amount of ₹6,224.20 Lakhs (₹ 4,277.21 Lakhs towards differential custom duty and ₹1,946.99 Lakhs towards Interest & Penalty) was deposited during the FY 2007-08 and accounted for during the FY 2006-07 & FY 2007-08.

In terms of agreements entered into by the Company with the Group Companies, Custom Duty was to be borne by the Group Companies and they were required to indemnify the Company for any liabilities in this respect and accordingly the Company invoked the indemnity clause and paid the Differential Custom Duty from the retention monies of the Group Companies along with some additional amount from its own account. The Group Companies raised disputes on their obligations on this account and invoked arbitration clause under the sub-contract and Purchase Order. The Company has also lodged its Counter-Claim on the Group Companies for recovery of differential Custom Duty Liability as detailed above.

During the FY 2011-12, the Arbitral Tribunal awarded an amount of $1,26,47,033 plus applicable interest in favour of the Group Companies. The Company, aggrieved by the arbitral award and considering the legal opinion obtained in this respect, filed a challenge petition before the Hon'ble High Court of Delhi against the said arbitral award in its entirety.

In the financial year 2021-22, in the appeal filed by the Company, Hon'ble High Court of Delhi gave interim order directing the Company as follows:-

1. The Court gave interim direction to the Company to deposit the Awarded Amount with the Registrar General of the Court. Subject to the said deposit being made by the Company, the enforcement of the award shall be stayed.

2. The Court further directed that if the award amount is deposited, the same shall be released to Group Companies against an unconditional Bank Guarantee equivalent to 105% of the amount, to the satisfaction of the Registrar General of the Court.

3. In the event the Company prevails in its challenge against the Arbitral Award which is currently sub-judice and being heard by the Court, any amount collected by the Group Companies from Registrar General of the Court shall be refunded to the Company along with interest at the rate of 10% per annum.

The interim order was challenged before Supreme Court by the Company, however the Supreme Court has not intervened. Therefore, in compliance to the directive of Hon'ble High Court of Delhi, an amount of ₹ 16,476.20 Lakhs (awarded amount of $1,26,47,033 plus applicable interest) was deposited by the Company with the Registrar General of Hon'ble High Court of Delhi on 18th May 2022. However the main challenge petition filed by the Company against the arbitral award is subjudice and being heard by Hon'ble Court.

Pending final disposal of the challenge petition by the Hon'ble Court, considering the provisions of Ind AS 37 'Provisions, Contingent Liabilities and Contingent Assets' and Material Accounting Policies of the Company, ₹ 6,848.03 lakhs (₹ 6,848.03 lakhs FY 2024-25) has been disclosed as contingent liability Note-40) and ₹ 9,628.17 lakhs has been recognized in the books of accounts in earlier years.

Note – 51
Movement of Provisions

In terms of Indian Accounting Standard (Ind AS 37) "Provisions, contingent liabilities and contingent assets", the requisite disclosures are as under:

The movement in provisions are as under:

(₹ in Lakhs)

S. No.	Class of Provision		Opening Balance	Additional provision during the year	Provision used during the year	Provision reversed during the year	Closing balance
1.	Contractual Obligation	31- Mar-26	55,173.55	11,091.17	-	6,193.12	60,071.60
		31- Mar-25	59,597.71	10,597.58	-	15,021.74	55,173.55
2.	Expected Losses	31- Mar-26	68.80	29.66	24.19	-	74.27
		31- Mar-25	16.30	59.30	6.80	-	68.80
3.	Impairment in PF Trust Investment	31- Mar-26	-	-	-	-	-
		31- Mar-25	6,988.86	-	6,988.86	-	-
4.	Provision for Abandonment	31- Mar-26	25.98	-	-	-	25.98
		31- Mar-25	25.98	-	-	-	25.98

Nature of provisions:

A) Contractual Obligations:

Contractual obligations represent provision for estimated liabilities on account of guarantees and warranties etc. in respect of consultancy and engineering services and turnkey contracts executed by the Company. The said obligation covers performance as well as defect liability period defined in the respective contracts.

For turnkey contracts, the estimated liability on account of contractual obligations is provided at 1% of revenue recognized based on risk assessment made by the management. For consultancy and engineering services contracts the estimated liability on account of contractual obligations is provided as per assessment of probable liability made by the management based on liability clauses in respective contracts.

During the year, pursuant to settlement of performance obligation with Client in Consultancy & Engineering Project Segment, the contractual obligation in respect thereof amounting of ₹ 3,516.70 lakhs (previous year 31 March 2025: ₹ 8,253.93 lakhs) has been written back.

B) Impairment in PF Trust Investment:

The employee benefit of PF is administered through a separate EIL Employees Provident Fund Trust. Out of the investments made by PF Trust in the past, some issuers of securities had defaulted in interest payments and / or principal repayments.

C) Expected Losses:

For each contracts, at reporting date, total contract cost and total contract revenue are estimated. In respect of contracts, where it is probable that total estimated contract cost will exceed the estimated total contract revenue, the expected loss is recognised as an expense in the statement of Profit and Loss.

D) Provision for Abandonment:

Provision for decommissioning cost/abandonment cost in respect of assets under Joint Operations is considered as per participating interest of the Company on the basis of estimates approved by the respective operating committee. Wherever the same are not approved by the respective operating committee, decommissioning cost/abandonment cost estimates provided by the operator of the Block are considered.

E) The disclosure in respect of contingent liabilities is given as per note no. 40.

Note – 52
Loans given and Investment made

Details of loans given, investment made and guarantee given covered U/S 186 (4) of the Companies Act, 2013

a) Loans and guarantee given- Nil

b) Investments made are given in Note. No. 7.

Note – 53
Dues to Micro and Small Enterprises

The dues to Micro and Small Enterprises as required under the Micro, Small and Medium Enterprises Development Act 2006 to the extent information available with the company is given below:

(₹ in Lakhs)

S. No.	Particulars	31 March 2026	31 March 2025
I	The principal amount and the interest due thereon (to be shown separately) remaining unpaid to any Supplier		
	- Principal	9,549.99	8,238.68
	- Interest on above Principal	-	-
II	The amount of interest paid by the buyer in terms of section 16, along with the amounts of the payment made to the supplier beyond the appointed day during each accounting year	-	-
III	The amount of interest due and payable for the period delay in making payment (which have been paid but beyond the appointed day during the year) but without adding the interest specified under this Act	-	-
IV	The amount of interest accrued and remaining unpaid at the end of each accounting year	-	-
V	The amount of further interest remaining due and payable even in the succeeding years, until such date when the interest dues as above are actually paid to the small enterprise, for the purpose of disallowance as a deductible expenditure under Section 23 of MSMED Act 2006.	-	-

Note – 54
Research and Development Costs

The statement of profit and loss account includes research and development revenue expenditure of ₹ 2,298.42 Lakhs (previous year 31 March 2025: ₹ 2,321.85 Lakhs). The capital expenditure of research and development assets is ₹ 26.89 Lakhs (previous year 31 March 2025: ₹ 357.52 Lakhs).

Note – 55
Capital Grant in respect of Research projects

During the year, the company has not received any capital grant. In respect of Capital grants received in earlier years towards procurement/setting up of Capital assets for research project undertaken, the unamortized capital grant amount as on 31 March 2026 is of ₹ 24.52 Lakhs (previous year 31 March 2025: ₹ 27.46 Lakhs). During the year, the Company has recognised ₹ 2.95 Lakhs (previous year 31 March 2025: ₹ 2.96 Lakhs) in the statement of profit and loss as amortisation of capital grants.

Note – 56
Impairment of Assets as per Ind AS 36

There is no impairment of cash generating assets during the year in terms of Indian Accounting Standard (Ind AS-36) "Impairment of Assets".

Note – 57 (a)
Benami Property

The company is not holding any Benami Property as on 31 March 2026 and 31 March 2025. Further, no proceedings have been initiated or pending against the Company for holding any Benami Transactions (Prohibition) Act, 1988 (45 of 1988) and the rules made thereunder.

Note – 57 (b)
Details of Crypto Currency or Virtual Currency

The company has not traded or invested in Crypto Currency or Virtual Currency during the financial year 2025-26.

Note – 57 (c)
Wilful Defaulter

The company has not been declared wilful defaulter by any bank or financial institution.

Note – 57 (d)
Borrowings secured against current assets

The Company has been sanctioned fund-based and non-fund-based working capital facilities from banks, comprising both secured and unsecured limits. The secured facilities are secured by way of charge on the current assets of the Company, both present and future, on a pari passu basis with other lenders under multiple banking arrangements. In respect of unsecured facilities, no charge or security has been created on the assets of the Company. The company is availing non fund based facilities & fund facilities from the banks and furnishing statement of security as and when required by the bankers, more particularly at the time of renewal exercise i.e. on yearly basis. Statement of security filed by the company with banks is in agreement with the books of account.

Note –57 (e)
Registration of charges or satisfaction with Registrar of Companies (ROC)

There are no pending charges which is yet to be registered with Registrar of Companies (ROC) as on 31 March 2026 with respect to the Non fund based facilities/ fund based facilities availed by the company.

Note – 58

For lump-sum services and turnkey contracts, balance efforts, cost and time to complete the contract including probability of levy for liquidated damages and price reduction schedules for delay as on reporting date are assessed by the management and relied upon by the auditors.

Note – 59
Confirmation of Assets & Liabilities

Some balances of trade and other receivables, trade and other payables are subject to confirmation / reconciliation. Adjustment, if any, will be accounted for on confirmation / reconciliation of the same, which will not have a material impact.

Note – 60
Corporate social responsibility expenses

The requisite disclosure relating to CSR expenditure in terms on amended Schedule III of the Companies Act and Guidance Note on Corporate Social Responsibility (CSR) issued by the Institute of Chartered Accountants of India:

(a) Disclosure with regard to CSR Expenditure:

(₹ in Lakhs)

Particulars	31 March 2026	31 March 2025
Amount required to be spent by the Company during financial year	933.79	810.18
Amount spent during the year	207.46	434.64
Amount of Expenditure incurred	315.63 (including set-off of excess amount spent of previous year of ₹ 88.15 lakhs and set off ₹ 20.02 lakhs)	842.03 (including set-off of excess amount spent of previous year of ₹ 475.52 lakhs and set off ₹ 20.02 lakhs)
Excess at the end of the year	-	88.15
Amount available for Set Off	20.01	128.19
Total of Excess amount spent at the end of year including previous year	-	128.19
Surplus arising out of CSR Project	-	-
Shortfall at the end of the year,	618.16	-
Total shortfall at the end of year including previous year	598.15	-
Reason for Shortfall	Due to pending notification regarding Annual Theme on CSR by Department of Public Enterprises for FY 2025-26, the allocation of CSR funds was completed in the last quarter of FY 2025-26. So, the allocated yet unspent amount has been transferred to unspent CSR account FY 2025-26 for spending within 3 subsequent years in line with applicable CSR Rules.	Not Applicable
Details of related party transactions	Not Applicable	Not Applicable
Provision made with respect to a liability incurred*	25.99	114.91

*Movement of Provision

(₹ in Lakhs)

Particulars	31 March 2026	31 March 2025
Opening balance	114.91	166.64
Additional provision during the year	25.99	114.91
Provision used during the year	114.91	166.64
Closing balance	**25.99**	**114.91**

(b) Amount spent during the financial year ended 31 March 2026 and 31 March 2025 on:

(₹ in Lakhs)

Particulars		In cash	Yet to be paid in cash	Total
(i) Construction/acquisition of any asset	**31 March 2026**	123.79	25.99	149.78
	31 March 2025	75.22	-	75.22
(ii) On purposes other than (i) above	**31 March 2026**	57.68	-	57.68
	31 March 2025	244.51	114.91	359.42

(c) Nature of CSR activities:

(₹ in Lakhs)

Nature of CSR activities (Thrust Area-wise)	31 March 2026	31 March 2025
Promoting Education	-	-
Health care & nutrition	200.40	284.43
Skill Development /Vocational Training	-	150.00
Disaster Management	-	-
Benefit of armed forces veterans, war widows etc.	-	-
Others	7.06	0.21
Total	**207.46**	**434.64**

Note – 61
Relation with struck off companies

Name of the struck off company	Nature of transactions with struck off company	Balance outstanding as at 31 March 2026 (₹ in lakhs)	Balance outstanding as at 31 March 2025 (₹ in lakhs)	Relationship with the struck off company
Zoom Developers (P) Ltd	Receivable	2.16	2.16	Client
Two Light Window Facility Management Service Pvt. Ltd.	Payables	8.02	8.02	Vendor
Hindustan Relocator Private Limited		2.15	2.15	

Name of the struck off company	Nature of transactions with struck off company	Balance outstanding as at 31 March 2026 (Number of Shares)	Balance outstanding as at 31 March 2025 (Number of Shares)	Relationship with the struck off company
Unicon Fincap Private Limited	Shares held by stuck off company	626	626	Shareholder
Vaishak Shares Limited		2	2	
Fayda Portfolio Private Limited		100	100	
GG Resorts Private Limited		4800	4800	
Kothari Intergroup Ltd.		-	2	

Note – 62

The following are ratios for the year ended March 31, 2026 and March 31, 2025

Particulars	Numerator	Denominator	31st March 2026	31st March 2025	Variance
Current Ratio (in times)	Current assets	Current liabilities	1.27	1.15	10.05%
Debt-Equity Ratio (in times)	Total Debt (represents lease liabilities)	Shareholder's Equity	0.006	0.008	(25.00%)
Debt Service Coverage Ratio (in times)	Earnings available for debt service (1)	Interest Cost and Lease payments for the current year	37.67	26.65	41.35%*
Return on Equity Ratio (in %)	Profit for the year (After Taxes)	Average Shareholder's Equity	23.00%	19.00%	21.05%
Trade Receivables turnover ratio (in times)	Revenue	Average Trade Receivable	6.69	6.24	7.32%
Trade payables turnover ratio (in times)	Purchases of services and other expenses	Average Trade Payable	4.06	3.36	20.74%

Particulars	Numerator	Denominator	31st March 2026	31st March 2025	Variance
Net capital turnover ratio (in times)	Revenue	Working Capital	5.46	7.91	(31.04%)**
Net profit ratio (in %)	Net Profit	Revenue	17.00%	15.00%	13.33 %
Return on Capital employed (in %)	Profit before tax and finance Cost	Capital Employed (2)	27.00%	23.00%	17.39%
Inventory turnover ratio	Cost of goods sold or sales	Average Inventory	Not Applicable	Not Applicable	-
Return on investment:					
Deposits with Banks (in %)	Income generated from invested funds	Average invested funds in Deposits	7.73%	7.84%	(0.11%)
Quoted Investments (in %)	Income generated from invested funds	Average invested funds in Investments	5.92%	7.12%	(1.20%)

(1) Net Profit after taxes + Non-cash operating expenses (Depreciation) + Interest + other adjustments like loss on sale of Fixed assets etc.

(2) Tangible Net worth + Lease liabilities + deferred tax liabilities

* This is on account of increase in profitability of the company due to enhanced operations whereas Interest cost & Lease payments have marginally decreased resulting into a higher debt service coverage ratio of 37.67 times in comparison to 26.65 times in previous year.

** This is on account of increase in working capital due to enhanced operations, compensated to some extent by increase in Revenue resulting into reduction in Net Capital turnover ratio from 7.91 time to 5.46 times.

Note – 63

Previous year's figures have been regrouped/reclassified wherever necessary to make them comparable to the figures of the current year.

For Datta Singla & Co.
Chartered Accountants
FRN No. 006185N

For and on behalf of Engineers India Limited

sd/-	sd/-	sd/-	sd/-	sd/-
Vishakha Harit	Suvendu Kumar Padhi	R P Batra	Sanjay Jindal	Praveen M. Khanooja
Partner	**Company Secretary**	**E.D. [F&A]**	**Director [Finance] & CFO**	**Chairman & Managing Director (Addl. Charge)**
Membership No. 096919	PAN : AHYPP2198P	PAN : AHPPB4262M	DIN : 09223617	DIN : 09746472

Place : New Delhi
Date : 21 May 2026

Comments of the Comptroller and Auditor General of India under section 143(6) (b) of the Companies Act, 2013 on the Standalone Financial Statements of Engineers India Limited for the year ended 31 March 2026

The preparation of financial statements of **Engineers India Limited** for the year ended 31 March 2026 in accordance with the financial reporting framework prescribed under the Companies Act,2013 is the responsibility of the management of the company. The statutory auditor appointed by the Comptroller and Auditor General of India under section 139 (5) is responsible for expressing opinion on the financial statements under section 143 of the Act based on independent audit in accordance with the standards on auditing prescribed under section 143(10) of the Act. This is stated to have been done by them vide their Audit Report dated **21 May 2026**.

I, on behalf of the Comptroller and Auditor General of India, have conducted a supplementary audit of the financial statements of **Engineers India Limited** for the year ended 31 March 2026 under section 143(6)(a) of the Act. This supplementary audit has been carried out independently without access to the working papers of the statutory auditors and is limited primarily to inquiries of the statutory auditors and company personnel and a selective examination of some of the accounting records.

Based on my supplementary audit, nothing significant has come to my knowledge which would give rise to comment upon or supplement to statutory auditors' report under section 143(6)(b) of the Act.

For and on behalf of the
Comptroller & Auditor General of India

Vishal Chawre
Principal Director of Audit (Oil & Gas), Mumbai

Place: Mumbai
Date: 6th August, 2026

Independent Auditor's Report

TO
THE MEMBERS OF
ENGINEERS INDIA LIMITED

Report on the Audit of the Consolidated Financial Statements

Opinion

1. We have audited the accompanying Consolidated Financial Statements of **ENGINEERS INDIA LIMITED** ("hereinafter referred to as the Holding Company") and its subsidiary company (the Holding Company and its subsidiary together referred to as "the Group") and its joint venture and associate (refer Note 7A(i)) to the attached Consolidated Financial Statements), comprising the Consolidated Balance Sheet as at 31st March 2026, the Consolidated Statement of Profit and Loss (including other comprehensive income), the Consolidated Statement of Changes in Equity and the consolidated Cash Flows Statement for the year then ended and a summary of the material accounting policies and other explanatory information (hereinafter referred to as "the Consolidated Financial Statements").

2. In our opinion and to the best of our information and according to the explanations given to us, and based on the consideration of reports of the auditors on financial statements and on the other financial information of subsidiary, joint venture and associate, the aforesaid Consolidated Financial Statements give the information required by the Companies Act, 2013 ("the Act") in the manner so required and give a true and fair view in conformity with Indian Accounting Standards prescribed under section 133 of the Act read with the Companies (Indian Accounting Standards) Rules, 2015, as amended ("Ind AS") and other accounting principles generally accepted in India, of the consolidated state of affairs of the Group as at March 31, 2026, the consolidated Profit, consolidated total comprehensive income, consolidated cash flows and consolidated changes in equity for the year ended on that date.

Basis for Opinion

3. We conducted our audit of Consolidated Financial Statements in accordance with the Standards on Auditing ("SAs") specified under section 143(10) of the Act. Our responsibilities under those Standards are further described in the Auditor's Responsibilities for the Audit of the Consolidated Financial Statements section of our report. We are independent of the Group in accordance with the Code of Ethics issued by the Institute of Chartered Accountants of India ("ICAI") together with the ethical requirements that are relevant to our audit of the Consolidated Financial Statements under the provisions of the Act and the Rules made there under, and we have fulfilled our other ethical responsibilities in accordance with these requirements and the ICAI's Code of Ethics. We believe that the audit evidence we have obtained is sufficient and appropriate to provide a basis for our opinion on the Consolidated Financial Statements.

Emphasis of Matter Paragraph

4. A) We draw reference to Note 49 of Consolidated Financial Statements related to Contractor's claim ₹ 40960.75 Lakh and counter claim by company ₹ 12907.15 Lakh in litigation pending with Hon'ble Supreme Court in respect of termination of contract by company in 2016.

   The management does not consider any possible obligation on these matters requiring future probable outflow of resources of the company.

   B) We draw reference to Note 48(b) of Consolidated Financial Statements related to revenue accounted for in FY 2024-25 ₹ 128.91 crores related to variable consideration which includes ₹ 86.33 crores in respect of a Job. The Company recognized revenue of ₹ 86.33 Crores against a change order claim raised by the Company on HRRL (Client) towards additional site efforts for the period 01.04.2024 to 31.12.2024 amounting to ₹ 98.82 Crore, based on management's assessment and correspondence received from the client indicating that the claim had been taken cognizance of and was under consideration, subject to necessary approvals. The related costs were already incurred and included in the project cost estimates. The said amount recognised as revenue has been included under Unbilled Revenue / Contract Asset, and since the change order has not been formally issued/approved by the client, no bill has been raised by the Company in respect

of the said claim. During the year, company has recognized revenue of ₹ 5.01 crores in respect of variable consideration which includes ₹ 3.10 crores in respect of this Job.

As per Ind AS 115 – Revenue from Contracts with Customers, paragraph 18, a contract modification exists only when the parties approve a modification that creates new or changes existing enforceable rights and obligations, and where such modification is not approved, the entity is required to continue applying the Standard to the existing contract until the contract modification is approved.

Earlier the client has stated that the claim will be reviewed as per contractual provisions through an empowered committee and shall be suitably addressed and settled based on recommendations and budget approvals. Latest, the client has agreed in-principle to claim and issue revised purchase order in due course. However, as on date, the said change order claim remains unapproved and unsettled and no formal contract modification / change order approval has been received from the client.

Additionally, the Company's earlier change order claims pertaining to prior periods have also not been approved, which continues to increase the uncertainty regarding ultimate acceptance and realization of the change order claim.

Since approval and settlement of the change order is dependent on the client's review and decision, which is outside the Company's control, the uncertainty relating to acceptance and collectability continues to remain unresolved.

Accordingly, the collectability / realisation of the aforesaid unbilled revenue (contract asset) continues to be subject to significant uncertainty and remains dependent upon final approval, receipt of formal change order and settlement of the change order claim by the client. The non confirmation/ non receipt of change order has not been disclosed appropriately in notes to financial statements.

C) We draw attention to Note No. 14 to the Consolidated Financial Statements related to Trade Receivable which includes ₹ 59.43 crores (including foreign exchange gain of ₹ 17.05 crores) relating to an overseas client (Angola). The company issued invoice during FY 2016-17 for ₹ 42.38 crores and recognized corresponding Contract Liability (Income received in advance) of ₹ 42.38 crores. The amount has remained outstanding for more than three years. The said amount was classified as "Undisputed Trade Receivables – considered good". Till date, company has recognized foreign currency translation gain of ₹ 17.05 crore on above said amount and created allowance for expected credit loss of equivalent amount.

During the year, the Company has reclassified the aforesaid trade receivable from 'considered good' to 'doubtful' and created allowance for expected credit losses of ₹ 42.38 crores against the same by offsetting / adjusting the corresponding contract liability.

Further, the Comptroller and Auditor General of India (CAG), in its supplementary audit report for FY 2024-25, had highlighted that as per the Expected Credit Loss (ECL) methodology followed by the Company, trade receivables outstanding for more than three years are considered credit impaired and require 100% provisioning in accordance with Ind AS 109. The CAG had also observed that invoicing indicates that the performance obligation has likely been satisfied and the trade receivable represents an unconditional right to consideration and accordingly, revenue should be recognized in compliance with Ind AS 115, and recognition of contract liability in absence of any further obligation is not appropriate.

In view of the above, the accounting treatment adopted by the Company continues to have a significant impact on presentation and disclosure of revenue and allowance for expected credit losses (expense) and remains subject to appropriate accounting and disclosure in accordance with applicable Ind AS.

D) We draw reference to Note 61 (a) and (b) of Consolidated Financial Statements related to joint venture, wherein the auditor of joint venture company has stated following in their report under Emphasis of Matter paragraph:

i) We draw attention to note no 49 relating to expenses incurred for implementation of Environment Management plan and related matter as mentioned in said note.

ii) We draw attention to note no 8(i) regarding company's claim for grant less sanctioned by the state of Telangana for ₹ 2082.06 Lakhs, for which company's representation is pending for approval with the State Govt. of Telangana.

Our opinion is not modified in respect of the said matters.

Key Audit Matters

5. Key audit matters are those matters that, in our professional judgment, were of most significance in our audit of the Consolidated Financial Statements of the current period. These matters were addressed in the context of our audit of the Consolidated Financial Statements as a whole, and in forming our opinion thereon, and we do not provide a separate opinion on these matters. We have determined the matters described below to be the key audit matters to be communicated in our report:

Sr. No.	Key Audit Matter	How our audit addressed the key audit matter
A	**Revenue Recognition from Construction Contracts** (Refer Note 3D and 24 of Consolidated Financial Statements) The Group's revenue primarily arises from construction contracts which, may be rendered in the form of engineering consultancy services and engineering procurement and construction (EPC) services through design-build contracts, and cost plus forms of construction contracts which by their nature, are complex given the significant judgments involved in the assessment of current and future contractual performance obligations. The Group recognizes revenue relying on the estimates in relation to forecast contract revenue and forecast contract costs on the basis of stage of completion which is determined based on the proportion of contract costs incurred at balance sheet date, relative to the total estimated costs of the contract at completion. These contract estimates are reviewed by the management on a periodic basis. In doing so, the management is required to exercise judgment in its assessment of the valuation of contract variations, claims and liquidated damages as well as the completeness and accuracy of forecast costs to complete and the ability to deliver contracts within contractually determined timelines. The revenue on contracts may also include variable considerations which are recognized when the recovery of such consideration is highly probable. Changes in these judgments, and the related estimates as contracts progress can result in material adjustments to revenue. In view of the involvement of significant estimates by the management and material impact on the Financial Statements, the matter has been determined as Key Audit Matter.	Our audit procedures included, but were not limited to the following: • Evaluating the appropriateness of the accounting policy for revenue recognition. • Obtaining an understanding of the processes and evaluating the design and testing the effectiveness of key internal financial controls, including those related to review and approval of contract estimates. • For a sample of contracts, testing the appropriateness of amount recognized as revenue, basis percentage of completion method by evaluating key management judgement inherent in determining forecasted contract revenue and costs to complete the contract, including: • verifying the underlying documents such as original contract and its amendments, if any, for reviewing the significant contract terms and conditions; • evaluating the identification of performance obligation of the contract; • testing the existence and valuation of variable consideration with respect to the contractual terms and inspecting the related correspondences with customers; and • testing the estimates for consistency with the status of delivery of milestones and customers' acceptance to identify possible delays in achieving milestones, which require changes in estimated costs or efforts to complete the remaining performance obligation. • For cost incurred to date, testing samples to appropriate supporting documents and performing cut-off procedures; • Performing analytical procedures for reasonableness of revenue recognized; and • Evaluating the appropriateness and adequacy of the disclosures related to contract revenue and costs in the Consolidated Financial Statements in accordance with the applicable accounting standards.
B	**Contingent liabilities** (Refer note 40A and 50 of Consolidated Financial Statements) The group is subject to number of commercial claims including employees claims and tax & legal disputes, which have been disclosed in the financial statements based on the facts and circumstances of each case. Taxation and litigation exposures have been identified as a key audit matter due to the complexities involved in these matters, time scale involved for resolution and the potential financial impact of these on the financial statements.	Our audit procedures included but were not limited to: • Obtaining a detailed understanding processes and controls of the Management with respect to claims or disputes. • Evaluation of the design of the controls relating to compilation of the claims, assessment of probability of outcome, estimates of the timing and the amount of the outflows, an appropriate reporting by the management and testing implementation and operating effectiveness of the key controls.

Sr. No.	Key Audit Matter	How our audit addressed the key audit matter
	Further, significant management judgment is involved in assessing the exposure of each case and thus a risk that such cases may not be adequately provided for or disclosed.	Performing following procedures on sample selected: • Understanding the matters by reading the correspondences, communications, minutes of the Audit Committee and or the Board meetings and discussions with the appropriate management personnel. • Making corroborative inquiries with appropriate level of the management personnel including status update, expectation of outcomes with the basis, and the future course of action contemplated, and perusing legal opinions, if any, obtained by the management. • Considering their opinions of attorney wherever available on probability assessment of the outcomes. • Evaluating the evidence supporting the judgment of the management about possible outcomes and the reasonableness of the estimates. • Evaluating appropriateness of adequate disclosures in accordance with the applicable accounting standards.

Information Other than the Consolidated Financial Statements and Auditor's Report Thereon

6. The Company's Board of Directors is responsible for the other information. The other information comprises the information included in the Management Discussion and Analysis, Board's report including annexures to Board's Report, Business Responsibility & Sustainability Report, Corporate Governance and Shareholders' Information, but does not include the Consolidated Financial Statements and our audit report thereon.

7. Our opinion on the Consolidated Financial Statements does not cover the other information and we do not express any form of assurance thereon.

8. In connection with our audit of the Consolidated Financial Statements, our responsibility is to read the other information and, in doing so, consider whether the other information is materially inconsistent with the Consolidated Financial Statements or our knowledge obtained during the course of audit, or otherwise appears to be materially misstated.

9. If, based on the work we have performed, if we conclude that there is a material misstatement of this other information, we are required to report that fact to those charged with governance and review the steps taken by the management to communicate to those in receipt of the other information, if previously issued, to inform them of the revision.

   The Other information is expected to be made available to us after the date of this auditor's report and if we conclude that there is a material misstatement therein, we are required to communicate the matter to those charged with governance.

Management Responsibility for the Consolidated Financial Statements

10. The Holding Company's Board of Directors is responsible for the matters stated in section 134(5) of the Act with respect to the preparation of these Consolidated Financial Statements that give a true and fair view of the consolidated financial position, consolidated financial performance including consolidated comprehensive income, consolidated changes in equity and consolidated cash flows of the group in accordance with the Ind AS and accounting principles generally accepted in India. The respective Board of Directors of the companies included in the group are responsible for maintenance of adequate accounting records in accordance with the provisions of the Act for safeguarding of the assets of the group and for preventing and detecting frauds and other irregularities; selection and application of appropriate accounting policies; making judgments and estimates that are reasonable and prudent; and design, implementation and maintenance of adequate internal financial controls, that were operating effectively for ensuring the accuracy and completeness of the accounting records, relevant to the preparation and presentation of the Consolidated Financial Statements that give a true and fair view and are free from material misstatement, whether due to fraud or error.

11. In preparing the Consolidated Financial Statements, the respective Board of Directors of the companies included in the Group and of its joint venture and associate are responsible for assessing the ability of the Group and of its joint venture and associate to continue as a going concern, disclosing, as applicable, matters related to going concern and using the going concern basis of accounting unless management either intends to liquidate the Group or to cease operations, or has no realistic alternative but to do so.

12. The respective Board of Directors of the companies included in the Group and of its joint ventures and associate are responsible for overseeing the financial reporting process of the Group and of its joint venture and associate.

Auditor's Responsibilities for the Audit of the Consolidated Financial Statements

13. Our objectives are to obtain reasonable assurance about whether the Consolidated Financial Statements as a whole are free from material misstatement, whether due to fraud or error, and to issue an auditor's report that includes our opinion. Reasonable assurance is a high level of assurance, but is not a guarantee that an audit conducted in accordance with SAs will always detect a material misstatement when it exists. Misstatements can arise from fraud or error and are considered material if, individually or in the aggregate, they could reasonably be expected to influence the economic decisions of users taken on the basis of these Consolidated Financial Statements.

14. As part of an audit in accordance with SAs, we exercise professional judgment and maintain professional skepticism throughout the audit. We also:

    - Identify and assess the risks of material misstatement of the Consolidated Financial Statements, whether due to fraud or error, design and perform audit procedures responsive to those risks, and obtain audit evidence that is sufficient and appropriate to provide a basis for our opinion. The risk of not detecting a material misstatement resulting from fraud is higher than for one resulting from error, as fraud may involve collusion, forgery, intentional omissions, misrepresentations, or the override of internal control.

    - Obtain an understanding of internal controls relevant to the audit in order to design audit procedures that are appropriate in the circumstances. Under section 143(3)(i) of the Act, we are also responsible for expressing our opinion on whether the Group and its jointly controlled entities has adequate internal financial controls system in place and the operating effectiveness of such controls.

    - Evaluate the appropriateness of accounting policies used and the reasonableness of accounting estimates and related disclosures made by management.

    - Conclude on the appropriateness of management's use of the going concern basis of accounting and based on the audit evidence obtained, whether a material uncertainty exists related to events or conditions that may cast significant doubt on the ability of the Group and its joint venture and associate to continue as a going concern. If we conclude that a material uncertainty exists, we are required to draw attention in our auditor's report to the related disclosures in the Consolidated Financial Statements or, if such disclosures are inadequate, to modify our opinion. Our conclusions are based on the audit evidence obtained up to the date of our auditor's report. However, future events or conditions may cause the Group and its joint venture and associate to cease to continue as a going concern.

    - Evaluate the overall presentation, structure and content of the Consolidated Financial Statements, including the disclosures, and whether the Consolidated Financial Statements represent the underlying transactions and events in a manner that achieves fair presentation.

    - Obtain sufficient appropriate audit evidence regarding the financial information of the entities or business activities within the Group and its joint venture and associate to express an opinion on the Consolidated Financial Statements. We are responsible for the direction, supervision and performance of the audit of the financial statements of such entities included in the Consolidated Financial Statements of which we are the independent auditors. For the other entities included in the Consolidated Financial Statements, which have been audited by other auditors, such other auditors remain responsible for the direction, supervision and performance of the audits carried out by them. We remain solely responsible for our audit opinion.

15. Materiality is the magnitude of misstatements in the Consolidated Financial Statements that, individually or in aggregate, makes it probable that the economic decisions of reasonably knowledgeable user of the financial statements may be influenced. We

consider quantitative materiality and qualitative factors in (i) planning the scope of our audit work and in evaluating the results of our work; and (ii) to evaluate the effect of any identified misstatements in the Consolidated Financial Statements.

16. We communicate with those charged with governance regarding, among other matters, the planned scope and timing of the audit and significant audit findings, including any significant deficiencies in internal control that we identify during our audit.

17. We also provide those charged with governance with a statement that we have complied with relevant ethical requirements regarding independence, and to communicate with them all relationships and other matters that may reasonably be thought to bear on our independence, and where applicable, related safeguards.

18. From the matters communicated with those charged with governance, we determine those matters that were of most significance in the audit of the Consolidated Financial Statements of the current period and are therefore the key audit matters. We describe these matters in our auditor's report unless law or regulation precludes public disclosure about the matter or when, in extremely rare circumstances, we determine that a matter should not be communicated in our report because the adverse consequences of doing so would reasonably be expected to outweigh the public interest benefits of such communication.

Other Matters

19. We did not audit the financial statements/financial information of subsidiary company, whose financial statements reflect total assets of ₹ 13456.30 Lakh as of 31 March 2026, total revenues of ₹ 8712.77 Lakh and net cash outflow of ₹ 136.90 Lakh for the year ended on that date, as considered in the Consolidated Financial Statements. The auditor of subsidiary company has issued the unmodified opinion. Also, we did not audit the financial statements of 1 joint venture entity which is a company incorporated in India, in which Group's share of net profit is ₹ 4736.58 lakhs for year ended 31 March 2026, as considered in the Consolidated Financial Statements. These financial statements have been audited by other auditor whose report has been furnished to us by the management and our opinion on the consolidated financial statements, in so far as it relates to the amounts and disclosures included in respect of this subsidiary and joint venture, and our report in terms of sub-section (3) of Section 143 of the Act, in so far as it relates to the aforesaid subsidiary and joint venture, is based solely on the report of the other auditor.

20. Also, we did not audit the financial statements of 1 foreign associate in which Group's share of profit is ₹ 1.46 Lakhs for year ended 31 March 2026 on the basis of unaudited financial statements certified by management, as considered in the Consolidated Financial Statements. In our opinion and according to the information and explanations given to us by the Management, this unaudited financial statements/financial information are not material to the Group.

    Further 1 jointly controlled entity is under liquidation. We did not audit the financial information of the said jointly controlled entity in which Group's share of net profit/(loss) is NIL for the year ended 31 March 2026, as considered in the Consolidated Financial Statements. The liquidator's statement as certified by the Liquidator has not been furnished to us by the Management. In our opinion and according to the information and explanations given to us by the Management, this financial statements/ financial information are not material to the Group.

21. We did not audit the financial information of 2 joint operations which are unincorporated entities whose financial information reflect total assets of ₹ 72.40 Lakh as at 31st March, 2026, total revenue of ₹ 28.96 Lakh and net cash outflow of ₹ 13.17 Lakh for the year ended on that date, as considered in respective Standalone Financial Statements of entities considered in the group. This financial information is unaudited and has been furnished to us by the management and our opinion on the Consolidated Financial Statements, in so far as it relates to the amounts and disclosures included in respect of these joint operations and our report in terms of sub-section (3) of section 143 of the Act in so far as it relates to the joint operations, is based solely on such unaudited financial information certified by the management. In our opinion and according to the information and explanations given to us by the Management, this financial information is not material to the Company.

    Our opinion on the Consolidated Financial Statements, and our report on Other Legal and Regulatory Requirements and Internal Financial Controls, is not modified in respect of the above matters with respect to our reliance on the work done and the reports of the other auditors and the financial information certified by the Management.

Report on Other Legal and Regulatory Requirements

22. As required by Section 143(3) of the Act, we report that:

    a. We have sought and obtained all the information and explanations which to the best of our knowledge and belief were necessary for the purposes of our audit of the aforesaid Consolidated Financial Statements.

b. In our opinion, proper books of account as required by law relating to preparation of the aforesaid Consolidated Financial Statements have been kept so far as it appears from our examination of those books and the reports of the other auditors.

c. The Consolidated Balance Sheet, the Consolidated Statement of Profit and Loss (including other comprehensive income), consolidated statement of Changes in Equity and the Consolidated Cash Flow Statement dealt with by this Report are in agreement with the relevant books of account maintained for the purpose of preparation of the Consolidated Financial Statements.

d. In our opinion, the aforesaid Consolidated Financial Statements comply with the Indian Accounting Standards specified in the Companies (Indian Accounting Standards) Rules, 2015 (as amended) under Section 133 of the Act.

e. In view of exemption given vide notification no. G.S.R. 463(E) dated June 5, 2015, issued by Ministry of Corporate Affairs, provisions of Section 164(2) of the Act regarding disqualification of directors, is not applicable to Government Companies.

f. With respect to the adequacy of the internal financial controls over financial reporting and the operating effectiveness of such controls, refer to our separate Report in "**Annexure A**" which is based on the report of the statutory auditors of the respective Companies of the Group incorporated in India. Our report expresses an unmodified opinion on the adequacy and operating effectiveness of the internal financial control over financial reporting of those companies, for reasons stated therein.

g. With respect to the other matters to be included in the Auditor's Report, as per notification number G.S.R. 463(E) dated 5 June 2015 issued by Ministry of Corporate Affairs, section 197 of the Act regarding the Managerial remuneration is not applicable on Government Companies.

h. With respect to the other matters to be included in the Auditor's Report in accordance with Rule 11 of the Companies (Audit and Auditor's) Rules, 2014, in our opinion and to the best of our information and according to the explanations given to us:

i. the Consolidated Financial Statements disclose the impact of pending litigations on the consolidated financial position of the Group, Joint Ventures and Associate. – Refer Note 40A to the Consolidated Financial Statements.

ii. Provision has been made in the Consolidated Financial Statements, as required under the applicable law or accounting standards, for material foreseeable losses, if any, on long term contracts including derivative contracts.

iii. There has been no delay in transferring amounts, required to be transferred, to the Investor Education and Protection Fund by the Holding Company, its subsidiary and Joint Venture incorporated in India.

iv (a) The respective Managements of the holding company, its subsidiary and Joint Venture which is company incorporated in India, whose financial statements have been audited under the Act, have represented to us and to other auditors that, to the best of their knowledge and belief, no funds (which are material either individually or in the aggregate) have been advanced or loaned or invested (either from borrowed funds or share premium or any other sources or kind of funds) by the Company or any of such subsidiary to or in any other person or entity, including foreign entity ("Intermediaries"), with the understanding, whether recorded in writing or otherwise, that the Intermediary shall, directly or indirectly lend or invest in other persons or entities identified in any manner whatsoever by or on behalf of the Company or any of such subsidiary ("Ultimate Beneficiaries") or provide any guarantee, security or the like on behalf of the Ultimate Beneficiaries.

(b) The respective Managements of the holding Company, its subsidiary and Joint Venture which is company incorporated in India, whose financial statements have been audited under the Act, have represented to us and to other auditors that, to the best of their knowledge and belief, no funds (which are material either individually or in the aggregate) have been received by the Company or any of such subsidiary from any person or entity, including foreign entity ("Funding Parties"), with the understanding, whether recorded in writing or otherwise, that the Company or any of such subsidiaries shall, directly or indirectly, lend or invest in other persons or entities identified in any manner whatsoever by or on behalf of the Funding Party ("Ultimate Beneficiaries") or provide any guarantee, security or the like on behalf of the Ultimate Beneficiaries.

(c) Based on the audit procedures that have been considered reasonable and appropriate in the circumstances performed by us on the holding Company, its subsidiary and joint venture which is company incorporated in India whose financial statements have been audited under the Act, nothing has come to our notice that has

caused us to believe that the representations under sub-clause (i) and (ii) of Rule 11(e), as provided under (a) and (b) above, contain any material misstatement except for foreign joint venture.

v. The final dividend paid by the holding Company, its subsidiary and joint venture which are companies incorporated in India, whose financial statements have been audited under the Act, where applicable, during the current year in respect of the same declared for the previous year, is in accordance with section 123 of the Companies Act 2013, as applicable.

The interim dividend declared and paid by the holding Company, its subsidiary and joint venture which are companies incorporated in India, whose financial statements have been audited under the Act, where applicable, during the year, and until the date of this report is in compliance with Section 123 of the Act.

As stated in note 37 to the financial statements, the Board of Directors of the holding Company, its subsidiary and joint venture which are companies incorporated in India whose financial statements have been audited under the Act, where applicable, have proposed final dividend for the current year which is subject to the approval of the members of holding Company, its subsidiary and joint venture at the ensuing Annual General Meeting. The dividend proposed is in accordance with section 123 of the Act, as applicable.

vi. Based on our examination, which included test checks performed by the company and the respective auditors of its subsidiary and joint venture have used an accounting software for maintaining its books of account which has a feature of recording audit trail (edit log) facility and the same has been operated throughout the year for all relevant transactions recorded in the software.

In respect of joint venture their auditor has reported that audit trail feature was not enabled for changes made at the database level for accounting software.

Further, during the course of our audit, we and respective auditors of the joint venture, did not come across any instance of audit trail feature being tampered with. The tempering of audit trail feature in respect of subsidiary could not be commented as not reported by the auditor of the subsidiary.

Additionally, the Audit trail has been preserved as per the statutory requirements for record retention by the Company, subsidiary and its joint venture, as reported by their auditor.

23. With respect to the matters specified in paragraphs 3(xxi) and 4 of the Companies (Auditor's Report) Order, 2020 (the "Order"/ "CARO") issued by the Central Government in terms of Section 143(11) of the Act, to be included in the Auditor's report, according to the information and explanations given to us, and based on the CARO report issued by us and the auditors of the subsidiary and joint venture company included in the consolidated financial statements of the Company, to which reporting under CARO is applicable, we report there are no qualifications or adverse remarks in these CARO reports except for following:

Sr No.	Name of Company	CIN	Holding Company / Subsidiary/Associate /Joint Venture	Clause No of CARO which is qualified or adverse
1	Engineers India Limited	L74899DL1965GOI004352	Holding Company	3 (i) c, (vii)a
2	Certification Engineers International Limited	U74899DL1994GOI062371	Subsidiary	3(i) c
3	Ramagundam Fertilizers and Chemicals Limited	U24100DL2015PLC276753	Joint Venture	3(ii) b

For Datta Singla & Co.
Chartered Accountants
Firm's Registration No.: 006185N

sd/-
Vishakha Harit
Partner
Membership No.:096919
UDIN: 26096919XLWKMI8382

Place: New Delhi
Date: 21st May 2026

Annexure - A to the Independent Auditors' Report

Referred to in Paragraph 22 (f) under the heading of "Report on Other Legal and Regulatory Requirements" in the Independent Auditor's Report of even date

Report on the Internal Financial Controls over Financial Reporting under Clause (i) of Sub-section 3 of Section 143 of the Companies Act, 2013 ("the Act")

In conjunction with our audit of the Consolidated Financial Statements as of and for the year ended 31 March 2026, we have audited the internal financial controls over financial reporting of **ENGINEERS INDIA LIMITED** ("the Holding Company") and its subsidiary (the Holding Company and its subsidiary together referred to as "the Group") and its joint venture, which are companies incorporated in India, as of that date.

Management's Responsibility for Internal Financial Controls

The respective Board of Directors/Management of the Holding Company, its subsidiary company and joint ventures, which are companies incorporated in India, are responsible for establishing and maintaining internal financial controls based on the internal control over financial reporting criteria established by the respective Companies considering the essential components of internal control stated in the Guidance Note on Audit of Internal Financial Controls over Financial Reporting issued by the Institute of Chartered Accountants of India ("ICAI"). These responsibilities include the design, implementation and maintenance of adequate internal financial controls that were operating effectively for ensuring the orderly and efficient conduct of its business, including adherence to respective company's policies, the safeguarding of its assets, the prevention and detection of frauds and errors, the accuracy and completeness of the accounting records, and the timely preparation of reliable financial information, as required under the Act.

Auditors' Responsibility

Our responsibility is to express an opinion on the internal financial controls over financial reporting of the Group and its jointly controlled entities, based on our audit. We conducted our audit in accordance with the Guidance Note on Audit of Internal Financial Controls over Financial Reporting (the "Guidance Note") issued by ICAI and the Standards on Auditing, issued by ICAI and deemed to be prescribed under section 143(10) of the Companies Act, 2013,to the extent applicable to an audit of internal financial controls. Those Standards and the Guidance Note require that we comply with ethical requirements and plan and perform the audit to obtain reasonable assurance about whether adequate internal financial controls over financial reporting was established and maintained and if such controls operated effectively in all material respects.

Our audit involves performing procedures to obtain audit evidence about the adequacy of the internal financial controls system over financial reporting and their operating effectiveness. Our audit of internal financial controls over financial reporting included obtaining an understanding of internal financial controls over financial reporting, assessing the risk that a material weakness exists, and testing and evaluating the design and operating effectiveness of internal control based on the assessed risk. The procedures selected depend on the auditor's judgment, including the assessment of the risks of material misstatement of the financial statements, whether due to fraud or error.

We believe that the audit evidence we have obtained and audit evidence obtained by other auditors of the subsidiary and joint venture which are companies incorporated in India, in terms of their report referred to in other matter paragraph below, is sufficient and appropriate to provide a basis for our audit opinion on internal financial controls system over financial reporting of the Group.

Meaning of Internal Financial Controls over Financial Reporting

A Company's internal financial control over financial reporting is a process designed to provide reasonable assurance regarding the reliability of financial reporting and the preparation of financial statements for external purposes in accordance with generally accepted accounting principles. A Company's internal financial control over financial reporting includes those policies and procedures that (1) pertain to the maintenance of records that, in reasonable detail, accurately and fairly reflect the transactions and dispositions of the assets of the company; (2) provide reasonable assurance that transactions are recorded as necessary to permit preparation of financial statements in accordance with generally accepted accounting principles, and that receipts and expenditures of the

company are being made only in accordance with authorizations of management and directors of the company; and (3) provide reasonable assurance regarding prevention or timely detection of unauthorized acquisition, use, or disposition of the company's assets that could have a material effect on the financial statements.

Inherent Limitations of Internal Financial Controls Over Financial Reporting

Because of the inherent limitations of internal financial controls over financial reporting, including the possibility of collusion or improper management override of controls, material misstatements due to error or fraud may occur and not be detected. Also, projections of any evaluation of the internal financial controls over financial reporting to future periods are subject to the risk that the internal financial control over financial reporting may become inadequate because of changes in conditions, or that the degree of compliance with the policies or procedures may deteriorate.

Opinion

In our opinion and to the best of our information and according to the explanations given to us and based on the consideration of the reports of other auditors referred to in Other Matters paragraph below, the Group and its jointly controlled entities, which are companies incorporated in India, have, in all material respects, an adequate internal financial controls system over financial reporting and such internal financial controls over financial reporting were operating effectively as at 31stMarch 2026, based on the internal control over financial reporting criteria established by the respective companies considering the essential components of internal control stated in the Guidance Note on Audit of Internal Financial Controls Over Financial Reporting issued by the Institute of Chartered Accountants of India.

Other Matters

Our aforesaid reports under section 143(3)(i) of the Act on the adequacy and operating effectiveness of the internal financial controls over financial reporting with reference to Consolidated Financial Statements, in so far as it relates to subsidiary and jointly controlled entity which are companies incorporated in India, is based on the corresponding reports issued by auditors of such companies, which do not disclose any material inadequacy in the internal financial controls over financial reporting

Our opinion is not modified in respect of the above matters.

For Datta Singla & Co.
Chartered Accountants
Firm's Registration No.: 006185N

sd/-
Vishakha Harit
Partner
Membership No.:096919
UDIN: 26096919XLWKMI8382

Place: New Delhi
Date: 21st May 2026

CIN: L74899DL1965GOI004352

Consolidated Balance Sheet

as at 31 March 2026

(₹ in Lakhs)

Particulars	Note No.	As at 31 March 2026	As at 31 March 2025
I Assets			
Non-Current Assets			
(a) Property, Plant and Equipment	4A	27,582.49	22,734.13
(b) Right-of-Use Assets	4B	2,648.58	2,935.56
(c) Capital work-in-progress	4C	3,084.42	4,567.34
(d) Investment Property	5	3,154.44	3,120.52
(e) Other Intangibles Assets	6A	425.23	687.26
(f) Intangible Assets under development	6B	-	-
(g) Investments accounted using equity method	7A(i)	49,831.21	45,079.10
(h) Financial assets			
(i) Investments	7A(ii)	1,02,410.62	93,830.00
(ii) Loans	8A	12,563.23	11,862.64
(iii) Other Financial Assets	9A	198.85	213.75
(i) Deferred Tax Assets (net)	10	33,637.25	32,582.88
(j) Non-Current Tax Assets (net)	11A	406.98	2,495.20
(k) Other Non-Current Assets	12A	3,182.55	2,342.31
		2,39,125.85	**2,22,450.69**
Current Assets			
(a) Inventories	13	52.07	69.61
(b) Financial Assets			
(i) Investments	7B	8,346.51	579.15
(ii) Trade receivables	14	47,927.85	44,442.95
(iii) Cash and cash equivalents	15	8,779.46	13,864.12
(iv) Bank balances other than cash and cash equivalents	16	1,27,610.65	1,18,825.93
(v) Loans	8B	2,821.62	2,463.50
(vi) Other Financial Assets	9B	1,15,060.27	81,368.89
(c) Other Current Assets	12B	37,139.47	42,317.52
		3,47,737.90	**3,03,931.67**
Assets Held for Sale	16A	80.48	164.25
		3,47,818.38	**3,04,095.92**
Total Assets		**5,86,944.23**	**5,26,546.61**
II Equity and Liabilities			
Equity			
(a) Equity Share capital	17	28,102.13	28,102.13
(b) Other Equity	18	2,86,471.14	2,38,825.96
Equity attributable to the owners of the parent company		3,14,573.27	2,66,928.09
Non-controlling interests		-	-
		3,14,573.27	**2,66,928.09**
Liabilities			
Non-Current Liabilities			
(a) Financial Liabilities			
(i) Lease Liabilities	39	788.55	961.64
(ii) Other Financial Liabilities	19A	155.71	252.40
(b) Provisions	20A	1,497.94	1,515.17
(c) Other Non-Current Liabilities	21A	2,247.92	324.63
		4,690.12	**3,053.84**
Current Liabilities			
(a) Financial Liabilities			
(i) Lease Liabilities	39	891.64	1,252.00
(ii) Trade payables	22		
Total outstanding dues of Micro and Small Enterprises		9,678.23	8,294.50
Total outstanding dues of creditors other than Micro and Small Enterprises		48,977.48	39,299.05
(iii) Other Financial Liabilities	19B	46,700.26	38,803.33
(b) Other Current Liabilities	21B	91,684.63	1,03,428.48
(c) Provisions	20B	66,608.87	64,965.64
(d) Current Tax Liabilities (net)	23	3,139.73	521.68
		2,67,680.84	**2,56,564.68**
Total Equity and Liabilities		**5,86,944.23**	**5,26,546.61**

Summary of material accounting policies and accompanying notes form an integral part of these financial statements. 1 to 65

This is the consolidated balance sheet referred to in our report of even date.

For Datta Singla & Co.
Chartered Accountants
FRN No. 006185N

For and on behalf of Engineers India Limited

sd/-	sd/-	sd/-	sd/-	sd/-
Vishakha Harit	Suvendu Kumar Padhi	R P Batra	Sanjay Jindal	Praveen M. Khanooja
Partner	**Company Secretary**	**E.D. [F&A]**	**Director [Finance] & CFO**	**Chairman & Managing Director (Addl. Charge)**
Membership No. 096919	PAN : AHYPP2198P	PAN : AHPPB4262M	DIN : 09223617	DIN : 09746472

Place : New Delhi
Date : 21 May 2026

CIN: L74899DL1965GOI004352

Consolidated Statement of Profit and Loss

for the year ended 31 March 2026

(₹ in Lakhs)

	Particulars	Note No.	Year Ended 31 March 2026	Year Ended 31 March 2025
	Revenue			
I	Revenue From Operations	24	3,92,818.03	3,08,758.50
II	Other Income	25	19,506.47	16,025.86
III	**Total Income (I+II)**		**4,12,324.50**	**3,24,784.36**
	Expenses			
	Technical assistance/sub-contracts	26	1,38,876.85	1,00,920.74
	Construction materials and equipments	27	42,610.55	30,781.57
	Employee benefits expenses	28	1,06,046.59	1,02,232.00
	Finance costs	29	211.55	265.92
	Depreciation and amortisation expense	30	4,172.08	3,955.75
	Other expenses	31	35,695.99	23,598.99
IV	**Total expenses**		**3,27,613.61**	**2,61,754.97**
V	**Profit/(Loss) before share of Profit/(Loss) of joint venture entities and associates, exceptional items and tax (III-IV)**		**84,710.89**	**63,029.39**
VI	Share of Profit/(loss) in joint venture entities/Associates		4,738.04	10,786.83
VII	**Profit/(Loss) before exceptional items and tax (V+VI)**		**89,448.93**	**73,816.22**
VIII	Exceptional Items		-	-
IX	**Profit/(Loss) before tax (VII-VIII)**		**89,448.93**	**73,816.22**
X	Less: Tax expense	32		
	(1) Current tax			
	- For the year		21,129.13	11,483.84
	- For earlier years tax adjustments (net)		0.31	379.74
	(2) Deferred tax		(839.45)	3,975.51
XI	**Profit after tax for the year from continuing operations (IX-X)**		**69,158.94**	**57,977.13**
XII	Profit/(Loss) from discontinued operations (After Tax)		-	-
XIII	**Profit for the year (XI+XII)**		**69,158.94**	**57,977.13**
	Other Comprehensive Income			
XIV	Items that will not be reclassified to profit and loss			
	- Re-measurement gains/(losses) on defined benefit plans		(1,221.58)	(2,307.04)
	Income tax effect thereon that will not be reclassified to profit and loss		307.45	580.64
	- Net gain / (loss) on Equity Shares Carried at Fair value through OCI		5,122.88	1,973.27
	Income tax effect thereon that will not be reclassified to profit and loss		(732.57)	964.71
	- Share of Other Comprehensive income in joint venture entities/Associates		18.81	(6.74)
	Income tax effect thereon that will not be reclassified to profit and loss		(4.73)	1.70
	Sub-total		**3,490.26**	**1,206.54**
XV	Items that will be reclassified to profit and loss			
	- Exchange differences on translation of foreign operations		384.71	(32.50)
	Income tax effect thereon that will be reclassified to profit and loss		(96.82)	8.18
	Sub-total		**287.89**	**(24.32)**
XVI	**Total Other Comprehensive Income for the year (XIV+XV)**		**3,778.15**	**1,182.22**
XVII	**Total Comprehensive Income for the year (XIII+XVI)**		**72,937.09**	**59,159.35**
XVIII	**Profit for the year attributable to**			
	Owners of the Parent Company		69,158.94	57,977.13
	Non-controlling interests		-	-
			69,158.94	**57,977.13**
XIX	**Other comprehensive income attributable to**			
	Owners of the Parent Company		3,778.15	1,182.22
	Non-controlling interests		-	-
			3,778.15	**1,182.22**
XX	**Total comprehensive Income for the year attributable to**			
	Owners of the Parent Company		72,937.09	59,159.35
	Non-controlling interest		-	-
			72,937.09	**59,159.35**
XXI	**Earnings per equity share (Face value ₹ 5 per share)**	33		
	(for continuing and discontinued operations)			
	Basic (₹)		12.30	10.32
	Diluted (₹)		12.30	10.32

Summary of material accounting policies and accompanying notes form an integral part of these financial statements. 1 to 65

This is the consolidated statement of profit and loss referred to in our report of even date.

For Datta Singla & Co.
Chartered Accountants
FRN No. 006185N

For and on behalf of Engineers India Limited

sd/-	sd/-	sd/-	sd/-	sd/-
Vishakha Harit	Suvendu Kumar Padhi	R P Batra	Sanjay Jindal	Praveen M. Khanooja
Partner	**Company Secretary**	**E.D. [F&A]**	**Director [Finance] & CFO**	**Chairman & Managing Director (Addl. Charge)**
Membership No. 096919	PAN : AHYPP2198P	PAN : AHPPB4262M	DIN : 09223617	DIN : 09746472

Place : New Delhi
Date : 21 May 2026

CIN: L74899DL1965GOI004352

Consolidated Statement of Changes in Equity

for the year ended 31 March 2026

A Equity Share Capital*

(₹ in Lakhs)

Particulars	2025-26	2024-25
Balance at the beginning of the year	**28,102.13**	**28,102.13**
Changes in Equity share capital due to prior period errors	-	-
Restated Balance at the beginning of the reporting period	-	-
Changes in equity share capital during the year :		
Addition of equity share capital during the year	-	-
Redemption of equity share capital during the year (Buy Back of Shares)	-	-
Balance at the end of the year	**28,102.13**	**28,102.13**

B Other Equity**

(₹ in Lakhs)

Description	Reserves and surplus						Other comprehensive income		Attributable to Equityholders of the Parent	Attributable to Non Controlling Interest	Total
	General reserve	Capital Redemption reserve	Capital Reserve on Consolidation	Retained Earnings^	CSR activity reserve	Corpus for Medical Benefits for Employees retired prior to 01.01.2007	Exchange difference on translation of foreign operation	Net gain / (loss) on Equity Shares carried at Fair Value through OCI			
Balance as at 1 April 2024	**1,78,994.09**	**5,591.54**	**880.00**	**1,721.45**	**112.57**	**608.79**	**33.97**	**8,585.47**	**1,96,527.88**	**-**	**1,96,527.88**
Profit for the year	-	-	-	57,977.13	-	-	-	-	57,977.13	-	57,977.13
Other comprehensive income	-	-	-	(2,313.78)	-	-	(32.50)	1,973.27	(373.01)	-	(373.01)
Income tax related to items of other comprehensive income	-	-	-	582.34	-	-	8.18	964.71	1,555.23	-	1,555.23
Dividend (refer note 37)	-	-	-	(16,861.27)	-	-	-	-	(16,861.27)	-	(16,861.27)
Transfer from retained earnings	19,709.06	-	-	(21,472.01)	837.86	925.09	-	-	-	-	-
Transfer to retained earnings	-	-	-	1,864.33	(865.21)	(999.12)	-	-	-	-	-
Balance as at 31 March 2025	**1,98,703.15**	**5,591.54**	**880.00**	**21,498.19**	**85.22**	**534.76**	**9.65**	**11,523.45**	**2,38,825.96**	**-**	**2,38,825.96**
Adjustments/ Reclassification	(352.39)	-	-	352.39	-	-	-	-	-	-	-
Profit for the year	-	-	-	69,158.94	-	-	-	-	69,158.94	-	69,158.94
Other comprehensive income	-	-	-	(1,202.77)	-	-	384.71	5,122.88	4,304.82	-	4,304.82
Income tax related to items of other comprehensive income	-	-	-	302.72	-	-	(96.82)	(732.57)	(526.67)	-	(526.67)
Dividend (refer note 37)	-	-	-	(25,291.91)	-	-	-	-	(25,291.91)	-	(25,291.91)
Transfer from retained earnings	24,251.99	-	-	(26,474.55)	972.31	1,250.25	-	-	-	-	-
Transfer to retained earnings	-	-	-	1,470.13	(336.35)	(1,133.78)	-	-	-	-	-
Balance as at 31 March 2026	**2,22,602.75**	**5,591.54**	**880.00**	**39,813.14**	**721.18**	**651.23**	**297.54**	**15,913.76**	**2,86,471.14**	**-**	**2,86,471.14**

*Refer note 17 for details

**Refer note 18 for details

^ Includes accumulated Gain/(Loss) on account of remeasurements of Defined Benefit Plans amounting to (₹ 11,616.39) lakhs (previous year: 31 March 2025 (₹ 10,716.34) lakhs)

This is the consolidated statement of changes in equity referred to in our report of even date.

For Datta Singla & Co.
Chartered Accountants
FRN No. 006185N

For and on behalf of Engineers India Limited

sd/-
Vishakha Harit
Partner
Membership No. 096919

sd/-
Suvendu Kumar Padhi
Company Secretary
PAN : AHYPP2198P

sd/-
R P Batra
E.D. [F&A]
PAN : AHPPB4262M

sd/-
Sanjay Jindal
Director [Finance] & CFO
DIN : 09223617

sd/-
Praveen M. Khanooja
Chairman & Managing Director (Addl. Charge)
DIN : 09746472

Place : New Delhi
Date : 21 May 2026

CIN: L74899DL1965GOI004352

Consolidated Statement of Cash Flows

for the year ended 31 March 2026

(₹ in Lakhs)

Partculars	Year Ended 31 March 2026	Year Ended 31 March 2025
A CASH FLOW FROM OPERATING ACTIVITIES		
1. Profit before tax	89,448.93	73,816.22
2. Adjustments for:		
Share of Profit/(Loss) of joint venture entities and associates	(4738.04)	(10,786.83)
Depreciation and amortisation expense	4,172.08	3,955.75
Fixed assets written off	55.64	19.31
Deposits/ other assets written off	0.33	0.32
Bad debts written off	5.71	608.39
Allowance for expected credit losses - trade receivables and advances (net)	1,860.94	(661.17)
Provision for Impairment of Exploration Expenditure	(12.92)	(6.84)
Provision Employees' post retirement/long-term benefits	(4,388.85)	(7,914.05)
Provision for corporate social responsibility	(88.92)	(51.73)
(Reversal of provision)/provision for contractual obligations (net)	4,898.05	(4,424.16)
(Reversal of provision)/provision for expected losses (net)	(15.86)	52.50
Interest expense	211.55	265.92
(Profit)/loss on sale of fixed assets	(41.69)	(76.36)
Interest income	(10,078.31)	(9,698.75)
Loss/(gain) on modification of employee advances	12.59	(181.89)
Loss/(gain) on modification of Leases	(0.95)	(1.39)
Amortization of deferred income	(35.20)	(36.28)
Capital gain from investments in mutual funds	(937.68)	(1,281.02)
Dividend income	(4,381.45)	(1,129.29)
Rental Income	(2,333.13)	(2,223.98)
Subtotal (2)	**(15,836.11)**	**(33,571.55)**
3. Operating Profit Before Working Capital Changes - (1+2)	**73,612.82**	**40,244.67**
4. Changes in Working Capital (Excluding Cash and Cash Equivalents)		
(Increase)/decrease in Trade and Other Receivables	(34,674.06)	(37,020.61)
(Increase)/decrease in inventories	17.54	(7.87)
Increase/(decrease) in Trade and Other Payables	9,721.18	21,736.04
Subtotal- Changes in Working Capital (Excluding Cash & Cash Equivalents)	**(24,935.34)**	**(15,292.44)**
5. Cash Generated from operations (3+4)	**48,677.48**	**24,952.23**
6. Income tax paid (net)	(16,775.34)	(13,249.87)
Net cash flow generated from/(used in) operating activities (5+6)=(A)	**31,902.14**	**11,702.36**
B CASH FLOWS FROM INVESTING ACTIVITIES		
Purchase of property, plant and equipment, investment property, right-of-use assets, intangibles assets and intangible assets under development (including capital work-in-progress)	(6,895.00)	(4,191.32)
Sale of fixed assets	182.88	94.65
Interest received	10,038.51	8,246.55
Dividend received	4,381.45	1,129.29
Investment in liquid plans of mutual funds (net)	(6,829.68)	15,958.99
Fixed deposit placed with banks having original maturity of more than three months	(1,34,516.17)	(1,21,935.27)
Fixed deposit with banks matured having original maturity of more than three months	1,24,796.82	1,00,545.94
Other Investment (unquoted Equity Shares)	(3,457.74)	(3,457.75)
Employees Loan	(296.94)	(2,012.18)
Rental Income Received	2,506.20	1,232.46
Net cash flows generated from/ (used in) investing activities (B)	**(10,089.67)**	**(4,388.64)**
C CASH FLOWS FROM FINANCING ACTIVITIES		
Dividend paid	(25,291.91)	(16,861.27)
Payment of Lease Liabilities	(1,605.22)	(1,654.39)
Net cash flow generated from/(used in) financing activities (C)	**(26,897.13)**	**(18,515.66)**
Increase/(decrease) in cash and cash equivalents (A+B+C)	**(5,084.66)**	**(11,201.94)**
Cash and cash equivalents at the begining of the year (refer note 15)	13,864.12	25,066.06
Cash and cash equivalents at the end of the year (refer note 15)	**8,779.46**	**13,864.12**

CIN: L74899DL1965GOI004352

Consolidated Statement of Cash Flows

for the year ended 31 March 2026

Notes :

1 The above Statement of Cash flows is prepared using "Indirect Method" as set out in the Indian Accounting Standard (Ind AS) – 7 on Statement of Cash Flows.

2 Reconciliation of Cash and Cash Equivalents and Components of Cash and Cash Equivalents included in the above Consolidated Statement of Cash Flows :

(₹ in Lakhs)

Particulars	Year Ended 31 March 2026	Year Ended 31 March 2025
Cash in hand, including Imprest*	13.85	17.96
Balances with banks:		
- Current account*	8,719.11	13,766.21
- Deposits having maturity of less than three months	46.50	79.95
Total Cash and Cash Equivalents as per Consolidated Balance Sheet and Consolidated Statement of Cash Flows	**8,779.46**	**13,864.12**

* Includes ₹ 130.51 lakhs (previous year 31 March 2025: ₹ 128.01 lakhs) in currencies which are not repatriable.

3 Reconciliation between the Opening and Closing Balances in the Balance Sheet for Liabilities arising from Investing & Financing Activities:

(₹ in Lakhs)

Particulars	Lease Liabilities
As at 1st April, 2024	**3,301.64**
(a) Cash Flows during the year	(1,654.39)
(b) Non Cash Changes due to :	
– Addition to Lease Liability	342.46
– Interest cost on Lease Liabilities	234.07
– Deletion to Lease Liability	(10.14)
As at 31st March, 2025	**2,213.64**
(a) Cash Flows during the year	(1,605.22)
(b) Non Cash Changes due to :	
– Addition to Lease Liability	886.73
– Interest cost on Lease Liabilities	178.96
– Deletion to Lease Liability	(37.54)
– Foreign exchange (gain)/loss on restatement of lease liabilities	43.62
As at 31st March, 2026	**1,680.19**

This is the consolidated statement of cash flows referred to in our report of even date.

For Datta Singla & Co.
Chartered Accountants
FRN No. 006185N

For and on behalf of Engineers India Limited

sd/-	sd/-	sd/-	sd/-	sd/-
Vishakha Harit	Suvendu Kumar Padhi	R P Batra	Sanjay Jindal	Praveen M. Khanooja
Partner	**Company Secretary**	**E.D. [F&A]**	**Director [Finance] & CFO**	**Chairman & Managing Director (Addl. Charge)**
Membership No. 096919	PAN : AHYPP2198P	PAN : AHPPB4262M	DIN : 09223617	DIN : 09746472

Place : New Delhi
Date : 21 May 2026

Summary of Material Accounting Policies to the Consolidated Financial Statements

for the year ended 31 March 2026

1. NATURE OF PRINCIPAL ACTIVITIES

Engineers India Limited and its subsidiary are a Government of India Enterprise under Ministry of Petroleum and Natural Gas.

The Group is principally engaged in providing design, engineering, procurement, construction, and integrated project management services primarily for oil, gas, fertilizers, steel, railways, power, infrastructure and petrochemical industries. It operates into two major segments namely Consultancy and engineering projects and Turnkey projects. It also offers certification, recertification, third party inspection services, supply chain management services, heat and mass transfer equipment design, environmental engineering, specialist materials and maintenance, plant operations, safety services and safety audits for offshore and onshore oil and gas facilities and other qualitative sensitive sectors of the industry.

2. GENERAL INFORMATION AND STATEMENT OF COMPLIANCE

The consolidated financial statements comprise financial statements of Engineers India Limited (referred to as "EIL" or "the Company" or "Parent Company") (CIN: L74899DL1965GOI004352) and its subsidiaries, (collectively, the Group), and its interests in associates and joint ventures for the year ended 31 March 2026.

The Company is a public Company headquartered in India having its registered office situated at 1 Bhikaji Cama Place, New Delhi 110066, India. The shares of the Company are listed on National Stock Exchange and Bombay Stock Exchange.

The consolidated financial statements of the Group have been prepared in accordance with Indian Accounting Standards (Ind AS) notified under the Companies (Indian Accounting Standards) Rules, 2015, and relevant amended rules issued thereafter. The Group has uniformly applied the accounting policies during the period presented.

The consolidated financial statements for the year ended 31 March 2026 were authorized and approved for issue by the Board of Directors on 21 May 2026.

3. SUMMARY OF MATERIAL ACCOUNTING POLICIES

A. OVERALL CONSIDERATIONS

The consolidated financial statements have been prepared using the material accounting policies and measurement bases that are in effect as at 31 March 2026.

The consolidated financial statements are prepared on going concern basis under the historical cost convention except for assets and liabilities which have been measured at fair value such as certain financial assets and financial liabilities and such basis is disclosed in the relevant accounting policy.

The consolidated financial statements are presented in INR and all values are rounded to the nearest lakh (upto two decimals), except when otherwise indicated.

B. BASIS OF CONSOLIDATION

The consolidated financial statements comprise those of the Parent Company, its subsidiary, its interests in associates and joint ventures as at 31 March 2026. Subsidiaries are all entities over which the Group has the power to control the financial and operating policies. The Group controls an investee when it has–

a) power over the investee;

b) exposure, or rights to variable returns from its involvement with the investee; and

c) the ability to use its power over the investee to affect the amount of the investors' returns.

The particulars of subsidiaries considered in the consolidated financial statements are as under:

S. No.	Name of the Entity	Country of Incorporation	Relationship	31 March 2026	31 March 2025
1	Certification Engineers International Limited (CEIL)	India	Subsidiary	100%	100%

The financial statements of all the entities used in the consolidation have reporting date of 31 March. In case of associate, where the reporting period is different from that used by the Parent Company, which is not more than three months, adjustments are made for the effect of significant transactions or events that occur between the reporting date of associate and the date of the Company's Consolidated Financial Statements.

All transactions and balances between Group companies are eliminated on consolidation, including unrealized gains and losses on transactions between Group companies. Where unrealized losses on intra-group asset sales are reversed on consolidation, the underlying asset is also tested for impairment from a group perspective.

The consolidated financial statements have been prepared using uniform accounting policies, for like transactions and other events in similar circumstances and are presented to the extent possible, in the same manner as the Parent Company's standalone financial statements.

Profit or loss and each component of other comprehensive income ('OCI') are attributed to the equity holders of the parent of the Group and to the non-controlling interests, even if this results in the non-controlling interests having a deficit balance.

Profit or loss and other comprehensive income of subsidiaries acquired or disposed off are recognized from the effective date of acquisition, or up to the effective date of disposal, as applicable.

C. INVESTMENT IN JOINT VENTURES, ASSOCIATES AND JOINT OPERATIONS

The group has investment in joint ventures with ownership interest ranging 26 to 50 percent that the Company controls jointly with one or more other investors, and over which the Company has rights to a share of the arrangement's net assets rather than direct rights to underlying assets and obligations for underlying liabilities. Further, decisions about the relevant activities require the unanimous consent of the parties sharing control.

The group holds 20% of the voting power of the investee and has the power to participate in the financial and operating policy decisions of the investee i.e., has significant influence.

The particulars of joint venture and associate considered in the consolidated financial statements are as under:

S. No.	Name of the Entity	Country of Incorporation	Relationship	31 March 2026	31 March 2025
1	TEIL Projects Limited (Under Liquidation)	India	Joint Venture	50%	50%
2	Ramagundam Fertilizers & Chemicals Limited (RFCL)	India	Joint Venture	26.00%	26.00%
3	LLC Bharat Energy Office (BEO)	Russia	Associate	20%	20%

The group's investments in its joint ventures and associate are accounted for using the equity method.

The carrying amount of the investment in joint ventures and associates is increased or decreased to recognize the changes in the Group's share of the profit or loss and other comprehensive income of the joint venture and associate. Goodwill relating to the joint venture is included in the carrying amount of the investment and is not tested for impairment individually.

The statement of profit and loss reflects the Group's share of the results of operations of the associate and joint venture. Any change in OCI of those investees is presented as part of the Group's OCI.

The aggregate of the Group's share of profit or loss of an associate and a joint venture is shown on the face of the statement of profit and loss.

After application of the equity method, the Group determines whether it is necessary to recognise an impairment loss on its investment in its associate or joint venture. At each reporting date, the Group determines whether there is objective evidence that the investvment in the associate or joint venture is impaired. If there is such evidence, the Group calculates the amount of impairment as the difference between the recoverable amount of the associate or joint venture and its carrying value, and then recognises the loss as 'Share of profit of an associate and a joint venture' in the statement of profit and loss.

A joint operation is one whereby the jointly controlling parties, known as the joint operators, have rights to the assets, and obligations for the liabilities, relating to the arrangement. A joint operation is generally not structured through a separate legal vehicle. Joint operations are accounted using the proportionate consolidation method.

The particulars of joint operations considered in the consolidated financial statements are as under:

S. No.	Name of the Entity	Country of Incorporation	Relationship	31 March 2026	31 March 2025
1	Oil And Gas Exploration And Production Block No. CB-ONN-2010/11	India	Joint Operation	23.53%	23.53%
2	Oil And Gas Exploration And Production Block No. CB-ONN-2010/8	India	Joint Operation	22.22%	22.22%

D. REVENUE RECOGNTION

REVENUE RECOGNTION

Revenue from contracts with customers is recognised upon transfer of control of promised services to customers in an amount that reflects the consideration which the Group expects to receive in exchange for those services. The services performed by the Group fall into the criteria of the transfer of control over a period of time and hence, revenue is recognized over a period of time.

Revenue is measured based on the transaction price, which is the consideration, adjusted for variable considerations, if any, as specified in the contract with the customer. Revenue also excludes taxes collected from customers.

Arrangements with customers are either on a cost plus, rate plus jobs, lump sum services, turnkey contracts and Inspection contracts.

Revenue from services is accounted as follows:

i) In the case of cost plus and rate plus jobs on the basis of services rendered and amount billable under the contract.

ii) In the case of lump sum services and turnkey contracts, consideration of the respective contract agreed with the customer multiplied by proportion of actual direct costs of the work performed to latest estimated total direct cost of the work performed i.e. percentage completion method.

iii) In the case of inspection contracts providing for a percentage fee on project cost, on the basis of physical progress duly certified.

Contract modifications are accounted for when additions, deletions or changes are approved either to the contract scope or contract price (or both). The accounting for modifications of contracts involves assessing whether the services added to an existing contract are distinct and whether the pricing is at the standalone selling price. Services added that are not distinct are accounted for on a cumulative catch up basis, while those that are distinct are accounted for prospectively, either as a separate contract, if the additional services are priced at the standalone selling price, or as a termination of the existing contract and creation of a new contract if not priced at the standalone selling price.

Provisions for estimated losses, if any, on uncompleted contracts are recorded in the period in which such losses become probable based on the expected contract estimates at the reporting date.

Other claims including interest on outstanding are accounted for when there is probability of ultimate collection.

TURNOVER/WORK-IN-PROGRESS

a) No income has been taken into account on jobs for which:

i. The terms of consideration receivable by the Group have not been settled and/or scope of work has not been clearly defined and therefore, it is not possible in the absence of settled terms to determine whether there is a profit or loss on such jobs. However, expenditures incurred by the Group during the year are recognised as revenue. Further, in cases where minimum undisputed terms have been agreed to by the clients, income has been accounted for on the basis of such undisputed terms though the final terms are still to be settled.

ii. The terms have been agreed to at lumpsum services/turnkey contracts and outcome of job cannot be estimated reliably.

b) The cost of such jobs as stated in 'a' above is carried forward as work-in- progress at actual direct cost.

DIVIDEND INCOME

Dividend on units/shares is accounted for when right to receive payment is established.

INTEREST INCOME ON INCOME TAX REFUND

Interest on income tax refund is accounted for upon receipt of such interest.

(Refer note 44 of consolidated financial statements for accounting treatment in respect of unbilled revenue, income received in advance (contract liabilities) and performance related obligations.

E. INTANGIBLE ASSETS

Recognition

Intangible assets (softwares) are stated at their cost of acquisition less accumulated amortization less impairment, if any.

Subsequent measurement (amortisation)

The cost of capitalized software is amortized on straight line method over a period of three years from the date of its acquisition.

However, software individually costing upto ₹ 5 lakhs is fully amortized during the year of its acquisition.

The amortisation period and the amortisation method of software are reviewed at least at the end of each reporting period.

The residual value of software is considered as nil. Day to day maintenance of intangibles is charged to the Statement of Profit and Loss.

Exchange difference arising on translation of foreign operations pertaining to intangible assets are added/deducted from the Gross block of Intangible assets.

De-recognition

An intangible asset is derecognised upon disposal or when no future economic benefits are expected from its use or disposal.

F. PROPERTY, PLANT AND EQUIPMENT AND CAPITAL WORK IN PROGRESS

Recognition

Properties, plant and equipment are stated at cost, net of accumulated depreciation and accumulated impairment losses, if any. Capital work in progress is stated at cost, net of accumulated impairment loss, if any. The cost of property, plant and equipment comprises purchase price, borrowing cost (if capitalization criteria are met), directly attributable cost of bringing the asset to its working condition for the intended use and the present value of the initial estimate of any decommissioning or site abandonment obligation, wherever applicable. Any trade discount and rebates are deducted in arriving at the cost of property, plant and equipment. When significant parts of plant and equipment are required to be replaced at intervals, the Group depreciates them separately based on their specific useful lives. The cost of any software purchased initially along with the computer hardware is being capitalized along with the cost of the hardware. Any subsequent acquisition/up-gradation of software is being capitalized as an intangible asset.

Whenever any new office space is acquired and partitions/fixtures and fittings are provided to make it suitable for use, the expenditure on the same is capitalized as furniture fixtures and depreciation is charged thereon. When significant parts of the property are required to be replaced at intervals, the Group depreciates them separately based on their specific useful lives. All other repair and maintenance costs are recognised in statement of profit and loss as incurred.

Subsequent measurement (depreciation)

Depreciation on Property, plant and equipment is charged on straight line method either on the basis of rates arrived at with reference to the useful life of the assets evaluated by the Committee consisting of technical experts and approved by the management or rates arrived at based on the useful life prescribed under Part C of Schedule II of the Companies Act, 2013, whichever is higher. Refer Note 43 for the useful life of various assets under PPE.

100% depreciation is provided on library books in the year of purchase.

Property, plant and equipment individually costing less than INR 5,000 are fully depreciated in the year of acquisition.

Residual value of property plant and equipment is upto 5% of the original cost till such assets is disposed.

The residual values, useful lives and method of depreciation of property, plant and equipment are reviewed at each financial year end and adjusted prospectively.

De-recognition

An item of property, plant and equipment and any significant part initially recognised is derecognised upon disposal or when no future economic benefits are expected from its use or disposal. Any gain or loss arising on de-recognition of the asset is recognised in the statement of profit and loss when the asset is derecognised.

Physical verification of the property, plant and equipment is carried out by the Group in a phased manner to cover all the items over a period of three years. The discrepancies noticed, if any, are accounted for in the year in which such differences are found, after obtaining the requisite approvals.

G. LEASES

Group as a lessee

The Group assesses whether a contract contains a lease, at inception of a contract. A contract is, or contains, a lease if the contract conveys the right to control the use of an identified asset for a period of time in exchange for consideration. To assess whether a contract conveys the right to control the use of an identified asset, the Group assesses whether: (i) the contract involves the use of an identified asset (ii) the Group has substantially all of the economic benefits from use of the asset through the period of the lease and (iii) the Group has the right to direct the use of the asset.

The Group determines the lease term as the non-cancellable period of a lease, together with both periods covered by an option to extend the lease if the Group is reasonably certain to exercise that option; and periods covered by an option to terminate the lease if the Group is reasonably certain not to exercise that option. In assessing whether the Group is reasonably certain to exercise an option to extend a lease, or not to exercise an option to terminate a lease, it considers all relevant facts and circumstances that create an economic incentive for the Group to exercise the option to extend the lease, or not to exercise the option to terminate the lease.

At the date of commencement of the lease, the Group recognizes a right-of-use asset (“ROU”) and a corresponding lease liability for all lease arrangements.

The Group applies the short-term lease recognition exemption to its short-term leases (i.e., those leases that have a lease term of twelve months or less from the commencement date and do not contain a purchase option) and low value exemption for low value leases. For these short-term and low value leases, the Group recognizes the lease payments as an operating expense on a straight-line basis over the term of the lease.

The right-of-use assets are initially recognized at cost, which comprises the initial amount of the lease liability adjusted for any lease payments made at or prior to the commencement date of the lease plus any initial direct costs less any lease incentives. They are subsequently measured at cost less accumulated depreciation, and impairment losses, if any.

Right-of-use assets are depreciated from the commencement date on a straight-line basis over the shorter of the lease term and useful life of the underlying asset except for perpetual lease. Right of use assets are tested for impairment whenever there is any indication that their carrying amounts may not be recoverable. Impairment loss, if any, is recognised in the statement of profit and loss.

The lease liability is initially measured at amortized cost at the present value of the future lease payments. In calculating the present value of lease payments, the Group uses its incremental borrowing rate at the lease commencement date because the interest rate implicit in the lease is not readily determinable.

Lease liability and ROU asset have been separately presented in the Balance Sheet and lease payments have been classified as financing cash flows.

The carrying amount of Right of use assets and lease liabilities is adjusted for early termination of lease.

Group as a lessor

Operating lease

Leases in which the Group does not transfer substantially all the risks and rewards of ownership of an asset are classified as operating leases. Assets leased out under operating leases are capitalized.

When the Group is an intermediate lessor, it accounts for its interests in the head lease and the sub lease separately. The sublease is classified as a finance lease or operating lease by reference to the right of use asset arising from the head lease.

Rental income from operating leases is recognized on straight line basis over the lease term.

H. INVESTMENT PROPERTIES

Recognition

Investment properties are properties held to earn rentals or for capital appreciation, or both. Investment properties are stated at cost, net of accumulated depreciation, and accumulated impairment losses, if any. The cost comprises purchase price, borrowing cost if capitalization criteria are met and directly attributable cost of bringing the asset to its working condition for the intended use. Any trade discount and rebates are deducted in arriving at the purchase price. An investment property held as right-of use asset are measured initially at its cost in accordance with Ind AS 116.

When significant parts of the property are required to be replaced at intervals, the Group depreciates them separately based on their specific useful lives. All other repair and maintenance costs are recognised in statement of profit and loss as incurred.

Subsequent measurement (depreciation)

Depreciation on investment properties is charged on straight line method, either on the basis of rates arrived at with reference to the useful life of the assets evaluated by the Committee consisting of technical experts and approved by the management or rates arrived at based on useful life prescribed under Part C of Schedule II of the Companies Act, 2013, whichever is higher (refer note 43 for the useful life of various categories of assets, classified as investment property).

Premium paid on land where lease agreements have been executed for specified period are written off over the period of lease proportionately.

Transfers are made to (or from) investment properties only when there is an actual change in use of such property rather than the intended change and there is evidence of the change in use. Transfers between investment property, owner-occupied property do not change the carrying amount of the property transferred.

De-recognition

Investment properties are derecognised either when they have been disposed off or when they are permanently withdrawn from use and no future economic benefit is expected from their disposal. The difference between the net disposal proceeds and the carrying amount of the asset is recognised in statement of profit and loss in the year of de-recognition.

I. FOREIGN CURRENCY

Functional and presentation currency

The consolidated financial statements are presented in INR, which is also the functional currency of the Parent Company.

Foreign currency transactions and balances

Initial recognition

Foreign currency transactions are accounted for at average monthly rates based on market rates for preceding month in respect of Pound Sterling, US Dollars, Euro, Australian Dollar, Canadian Dollar, Swiss Franc and Japanese Yen and in respect of other currencies at Government rates prevailing in the month. However, foreign currency transactions in respect of sub-contractors/ vendors are recorded at bank rate prevailing on the date of transaction.

Conversion

Foreign currency monetary items are retranslated using the exchange rate prevailing at the reporting date. Non-monetary items which are measured in terms of historical cost denominated in a foreign currency are reported using the exchange rate at the date of the transaction.

Assets and liabilities of foreign operations are translated into INR using the exchange rate prevailing at the balance sheet date and their statement of profit and loss are translated at exchange rates prevailing at the dates of the transactions. For practical reasons, the Group uses an average exchange rate for previous month.

Exchange differences

Exchange differences arising on the settlement of monetary items, or on reporting such monetary items at rates different from those at which they were initially recorded during the year, or reported in previous financial statements, are recognized as income or as expenses in the year in which they arise.

For the foreign operation of the Group, exchange differences arising on translation are recognised under other comprehensive income as exchange differences on translation of foreign operations and accumulated under the head other equity.

J. IMPAIRMENT OF NON-FINANCIAL ASSETS

Impairment of cash generating assets are reviewed for impairment whenever an event or changes in circumstances indicate that carrying amount of such assets may not be recoverable. If such assets are considered to be impaired, the impairment to be recognized is measured by the amount by which the carrying amount of the assets exceeds the fair value of assets.

Impairment loss is reversed only if there has been a change in the assumptions used to determine the asset's recoverable amount since the last impairment loss was recognised. If it is found that some of the impairment losses already recognized needs to be reversed the reversals are recognized in the statement of profit and loss in the year of reversal and is restricted to the carrying amount of the asset does not exceed its recoverable amount, nor exceed the carrying amount that would have been determined, net of depreciation, had no impairment loss been recognised for the asset in prior years.

K. FINANCIAL INSTRUMENTS

Financial assets

Initial recognition and measurement

All financial assets are recognized initially at fair value, plus in case of financial assets not recorded at fair value through profit or loss (FVTPL), transaction cost that are directly attributable to the acquisition of the financial asset, except for trade receivables which are initially measured at transaction price.

Subsequent measurement

The Group determines the classification of its financial assets based on its business model for managing the financial assets and the contractual terms of the cash flows. The Group's financial assets are classified into the following categories: -

- those to be measured at fair value (either through other comprehensive income or through profit or loss). These includes equity securities at fair value through other comprehensive income (FVTOCI) and investment in mutual fund at fair value through profit or loss (FVTPL).
- those to be measured at amortized cost using the effective interest rate (EIR) method. These comprises trade receivables, loan receivables, security deposit, deposit with banks, unbilled revenue, retention against contracts, cash and bank balances, other assets, and receivables.

On initial recognition, the Group has made an irrevocable election to present the subsequent changes in fair value through other comprehensive income for equity instruments (other than subsidiaries, joint ventures and associates) that are not held for trading.

De-recognition of financial assets

A financial asset is primarily de-recognised when the contractual rights to receive cash flows from the asset have expired or the Group has transferred its rights to receive cash flows from the asset.

Financial liabilities

Initial recognition and measurement

All financial liabilities are recognised initially at fair value and transaction cost that is attributable to the acquisition of the financial liabilities is also adjusted.

Subsequent measurement

The Group's financial liabilities are subsequently measured at amortised cost using the effective interest method which mainly include lease liabilities, trade payables, security deposit, retentions, and other liabilities.

De-recognition of financial liabilities

A financial liability is de-recognised when the obligation under the liability is discharged or cancelled or expires. When an existing financial liability is replaced by another from the same lender on substantially different terms, or the terms of an existing liability are substantially modified, such an exchange or modification is treated as the de-recognition of the original liability and the recognition of a new liability. The difference in the respective carrying amounts is recognised in the statement of profit and loss.

Offsetting of financial instruments

Financial assets and financial liabilities are offset, and the net amount is reported in the balance sheet if there is a currently enforceable legal right to offset the recognised amounts and there is an intention to settle on a net basis, to realize the assets and settle the liabilities simultaneously.

Forward contracts

A forward contract is recognised as an asset or a liability on the commitment date. Outstanding forward contracts as at reporting date are restated using the mark to market information and resultant gain/(loss) is accounted in statement of profit and loss.

L. IMPAIRMENT OF FINANCIAL ASSETS

In accordance with Ind-AS 109, the Group applies Expected Credit Loss (ECL) model for measurement and recognition of impairment loss for financial assets.

ECL is the difference between all contractual cash flows that are due to the Group in accordance with the contract and all the cash flows that the Group expects to receive. When estimating the cash flows, the Group is required to consider –

- All contractual terms of the financial assets (including prepayment and extension) over the expected life of the assets.
- Cash flows from the sale of collateral held or other credit enhancements that are integral to the contractual terms.

Trade receivables and contract assets

As a practical expedient the Group has adopted 'simplified approach' using the provision matrix method for recognition of expected loss on trade receivables. The provision matrix is based on historical default rates observed over the expected life of the trade receivables and is adjusted for forward-looking estimates. At every reporting date, the historical default rates are updated and changes in the forward-looking estimates are analysed. Further receivables are segmented for this analysis where the credit risk characteristics of the receivable are similar.

Expected credit loss on contract assets is determined based on management judgement.

Other financial assets

For recognition of impairment loss on other financial assets and risk exposure, the Group determines whether there has been a significant increase in the credit risk since initial recognition and if credit risk has increased significantly, impairment loss is provided.

M. PROVISIONS, CONTINGENT LIABILITIES AND CONTINGENT ASSETS

A provision is recognized when the Group has a present obligation as a result of past event and it is probable that an outflow of resources embodying economic benefits will be required to settle the obligation and a reliable estimate can be made of the amount of the obligation, based on all the relevant facts, available at the end of the reporting period. Provisions are determined based on the best estimate of the consideration required to settle the obligation at the reporting date, taking into account the risks and uncertainties surrounding the obligation. These estimates are reviewed at each reporting date and adjusted to reflect the current best estimates.

The provision for estimated liabilities on account of guarantees and warranties etc. in respect of lumpsum services and turnkey contracts awarded to the Group are being made on the basis of management's assessment of risk and consequential probable liabilities on each such jobs.

Provisions are discounted to their present values, where the time value of money is material.

Contingent Liabilities are possible obligation arises from past events and whose existence will be confirmed only by the occurrence or non-occurrence of one or more uncertain future events not wholly within the control of the Group or a present obligation that arises from past events but is not recognized because it is not probable that an outflow of resources embodying economic benefits will be required to settle the obligation or the amount of the obligation cannot be estimated reliably, the obligation is disclosed as measured with sufficient reliability. Where it is not probable that a present obligation exists, the Group discloses contingent liability unless the possibility of an outflow of resources embodying economic benefits is remote.

Contingent liabilities relating to direct taxes, indirect taxes, financial liabilities, legal cases and others, whether disputed or not, are disclosed on the basis of judgment of the management using the above policy backed by independent expert's opinion/ guidance, wherever required and reviewed at year end to reflect the current management estimate.

In respect of disputed cases, wherein the Group has lost the case in arbitration or other forums, if the management determines that there is no present obligation, on the basis of evidence available (including expert's opinion), the same is disclosed as a contingent liability, unless the possibility of outflow of resources is remote. Contingent assets are disclosed in the Financial Statements by way of notes to accounts when an inflow of economic benefits is probable. However, when realization of income is virtually certain, related asset is recognized.

Refer note 40 for the detailed discussion on the nature of contingent liabilities of the Group existing as on the balance sheet date.

N. GOVERNMENT GRANTS

Government grants are recognized where there is reasonable assurance that the grant will be received, and all attached conditions will be complied with.

Government grants related to a revenue item, are recognized in statement of profit and loss as a deduction from related reported expense.

Government grants related to an asset are recognized as deferred income in the balance sheet and are recognised as income in the ratio of depreciation over the expected useful life of the related asset.

When the Group receives grant as a non-monetary asset, the asset and the grant are recorded at fair value. The amount is then recognised in statement of profit and loss over the expected useful life in a pattern of consumption of the benefit of the underlying asset.

O. OIL AND GAS EXPLORATION ACTIVITIES

The Group follows 'Successful Efforts Method' in accounting for Oil and Gas exploration and production activities as detailed below:

- Survey costs are charged as expense in the year of its incurrence.
- Acquisition costs, cost of incomplete/undecided exploratory wells and development costs are carried as intangible assets under development till these are either transferred to producing properties on completion or expensed in the year when determined to be dry, as the case may be.

The Group share of proved oil and gas reserves are disclosed when notified by the operator of the relevant block.

The Group proportionate share in the assets, liabilities, income and expenditure of jointly controlled assets are accounted for as per the participating interest.

Capitalization of Producing Properties

Producing Properties are capitalised as "completed wells/producing wells" when the wells in the area/field are ready to commence commercial production on establishment of proved developed Oil and Gas reserves.

Cost of Producing Properties includes cost of successful exploratory wells, developed wells, initial depreciation of support equipment & facilities and estimated future abandonment cost.

Depletion of producing Properties

Producing Properties are depleted using the "Unit of Production Method (UOP)". The depletion or unit of production charged for all the capitalized cost is calculated in the ratio of production during the year to the proved developed reserves at the year end.

Production Cost of producing Properties

Group share of production costs as indicated by Operator consists of pre well head and post well head expenses including depreciation and applicable operating cost of support equipment and facilities.

P. RESEARCH AND DEVELOPMENT EXPENDITURE

Revenue expenditure on Research and Development is charged to statement of profit and loss in the year the expenditure is incurred. Capital Expenditure on Research and Development is capitalized under property, plant and equipment.

Q. FINANCIAL GUARANTEES

Financial guarantee contracts

Financial guarantee contracts are those contracts that require a payment to be made to reimburse the holder for a loss it incurs because the specified debtor fails to make a payment when due in accordance with the terms of a debt instrument.

Initial recognition

Financial guarantee contracts are recognised initially as a liability at fair value, adjusted for transaction costs that are directly attributable to the issuance of the guarantee.

Subsequent recognition

Subsequently, the liability is measured at the higher of the amount of expected loss allowance determined as per impairment requirements of Ind-AS 109 and the amount recognised less cumulative amortisation.

R. INVENTORIES

Inventories in respect of stores, spares and chemicals etc. are valued at lower of cost and net realizable value.

Cost is determined on "First In, First Out" basis.

Net realizable value is the estimated selling price in the ordinary course of business, less estimated costs of completion and estimated costs necessary to make the sale.

Physical verification of inventory including store and spare items (excluding materials in-transit) is carried out by the Group annually. The discrepancies noticed, if any, are accounted for in the year in which such differences are found.

S. INCOME TAXES

Tax expense recognized in statement of profit and loss comprises the sum of deferred tax and current tax except the ones recognized in other comprehensive income or directly in equity.

Current income tax assets and liabilities are measured at the amount expected to be recovered from or paid to the taxation authorities. Calculation of current tax is based on tax rates and tax laws that have been enacted for the reporting period.

Current income tax relating to items recognised outside profit and loss is recognised outside profit and loss (either in other comprehensive income or in equity). Current tax items are recognised in correlation to the underlying transaction either in other comprehensive income or directly in equity.

Management evaluates positions taken in the tax returns with respect to situations in which applicable tax regulations are subject to interpretation and establish provisions, wherever applicable.

Deferred tax is provided using the liability method on temporary differences between the tax bases of assets and liabilities and their carrying amounts for financial reporting purposes at the reporting date. Deferred tax assets are recognized to the extent that it is probable that the underlying tax loss or deductible temporary difference will be utilized against future taxable income. This is assessed based on forecast of future operating results, adjusted for significant non-taxable income and expenses and specific limits on the use of any unused tax loss or credit.

Deferred tax assets and liabilities are measured at the tax rates that are expected to apply in the year when the asset is realised, or the liability is settled based on tax rates (and tax laws) that have been enacted or substantively enacted at the reporting date. Deferred tax relating to items recognised outside profit and loss is recognised outside profit and loss (either in other comprehensive income or in equity).

The carrying amount of deferred tax assets is reviewed at each reporting date and reduced to the extent that it is no longer probable that sufficient taxable profit will be available to allow all or part of the deferred tax asset to be utilized. Unrecognized deferred tax assets are re-assessed at each reporting date and are recognised to the extent that it has become probable that future taxable profits will allow the deferred tax asset to be recovered.

The Group offsets deferred tax assets and deferred tax liabilities as it has a legally enforceable right to set off current tax assets and current tax liabilities and the deferred tax assets and deferred tax liabilities relate to income taxes levied by the same taxation authority on either the same taxable entity or different taxable entities which intend either to settle current tax liabilities and assets on a net basis, or to realise the assets and settle the liabilities simultaneously, in each future period in which significant amounts of deferred tax liabilities or assets are expected to be settled or recovered.

T. CASH AND CASH EQUIVALENTS

Cash comprises cash on hand and demand deposits i.e., balances held with banks in current accounts for unrestrictive use. Cash equivalents are short term, highly liquid investments that are readily convertible into known amount of cash and which are subject to an insignificant risk of changes in value. The Group considers unrestrictive time deposits with banks having an original maturity of three months or less as cash equivalent.

U. POST-EMPLOYMENT BENEFITS, LONG-TERM AND SHORT-TERM EMPLOYEE BENEFITS

Defined benefit plans

Under the defined benefit plans, the amount that an employee will receive on retirement is defined by reference to the employee's length of service and final salary. The legal obligation for any benefits remains with the Group, even if plan assets for funding the defined benefit plan have been set aside. Plan assets may include assets specifically designated to a long-term benefit fund as well as qualifying insurance policies. Defined benefit plans include gratuity, provident fund, leave encashment, post-retirement medical benefit, long service awards and other retirement benefit plans.

The liability recognised in the statement of financial position for defined benefit plans is the present value of the Defined Benefit Obligation (DBO) at the reporting date less the fair value of plan assets.

Management estimates the DBO annually with the assistance of independent actuaries using the projected unit credit method. Remeasurements, comprising of actuarial gains/losses, the effect of the asset ceiling, excluding amounts included in net defined benefit liability and the return on plan assets (excluding amounts included in net interest on the net defined benefit liability), are recognised immediately in the balance sheet with a corresponding debit or credit to retained earnings through included in other comprehensive income in the period in which they occur. Remeasurements are not reclassified to profit or loss in subsequent periods.

The current service cost is recognized in the statement of profit and loss under 'employee benefits expense'.

Net interest which is recognized in the statement of profit and loss under 'employee benefits expense' represents the net change in present value of plan obligations and the value of plan assets resulting from the passage of time, and is determined by applying the discount rate to the present value of the benefit obligation and to the fair value of plan assets at the beginning of the year, taking into account expected changes in the obligation or plan assets during the year.

Other long-term benefits

The liabilities for leave (earned and half pay leave) not expected to be settled wholly within 12 months after the end of the period in which the employees render the related service. The Group has secured these liabilities against the plan assets. The liability is recognised in the statement of financial position basis the present value of expected future payments to be made in respect of services provided by employees upto the end of reporting period (using the projected unit credit method) less the fair value of plan assets.

Liability in respect of long-service awards is recognised in the statement of financial position basis the present value of expected future payments to be made in respect of services provided by employees up to the end of reporting period (using the projected unit credit method).

Short-term employee benefits

Short term benefits comprising of employee costs such as salaries, bonus etc. are accrued in the year in which the associated service is rendered by employees.

Defined contribution plans

Contributions with respect to pension scheme and superannuation fund are made to the trust set-up by the Group for the purpose and are charged to the statement of profit and loss, when employees have rendered service entitling them to the contributions.

Other benefits

Voluntary retirement expenses are charged to statement of profit and loss in the year of its incurrence.

V. EARNINGS PER SHARE

Basic earnings per share is calculated by dividing the net profit or loss for the period attributable to equity shareholders of Parent Company (after deducting attributable taxes) by the weighted average number of equity shares outstanding during the period. The weighted average number of equity shares outstanding during the period is adjusted for events including a bonus issue.

For the purpose of calculating diluted earnings per share, the net profit or loss for the period attributable to equity shareholders and the weighted average number of shares outstanding during the period are adjusted for the effects of all dilutive potential equity shares.

W. NON-CURRENT ASSETS HELD FOR SALE

Non-current assets are classified as held for sale if their carrying amount is intended to be recovered principally through a sale (rather than through continuing use) when the asset is available for immediate sale in its present condition subject only to terms that are usual and customary for sale of such asset and the sale is highly probable is expected to qualify for recognition as a completed sale within one year from the date of classification.

Non-current assets classified as held for sale are measured at lower of their carrying amount and fair value less cost to sell. The determination of fair value less cost to sell includes use of management estimates and assumptions.

Non-current assets are not depreciated or amortized while they are classified as held for sale.

X. RECENT ACCOUNTING PRONOUNCEMENT

Ministry of Corporate Affairs ("MCA") notifies new standards or amendments to the existing standards under Companies (Indian Accounting Standards) Rules as issued from time to time. For the year ended March 31, 2026, MCA has notified amendments to certain Companies (Indian Accounting Standards) as below:

Ind AS 1, Presentation of Financial Statements, applicable w.e.f. April 1, 2025 – The amendment relates to classification of liabilities as current or non-current and non-current liabilities with covenants. In the context of classifying a liability as current, it removes the requirement of existence of a right to defer settlement for at least 12 months after the reporting date and instead requires that the said right should exist on the reporting date and have substance. The amendment also introduces guidance on classification of liabilities with covenants. The group has no impact of these amendments in its classification criteria of current and non-current liabilities.

Ind AS 7, Statement of Cash Flows and Ind AS 107, Financial Instruments: Disclosures, applicable w.e.f. April 1, 2025 – The amendment in Ind AS 7 requires to inform users of financial statements of the existence of supplier finance arrangements and explain the nature of the arrangements, the carrying amount of liabilities and the range of payment due dates. Ind AS 107 has been amended to add supplier finance arrangements as a factor that may cause concentration of liquidity risk. The group has reviewed the amendment and based on its evaluation has determined that it does not have any impact in its financial statements.

Ind AS 12, Income Taxes, applicable w.e.f. April 1, 2025 - Amendments introduced in relation to the International Tax Reform – OECD Pillar Two Model Rules, including disclosure requirements for entities affected by global minimum tax regulations. The group has reviewed the amendment and based on its evaluation has determined that it does not have any impact in its financial statements.

Ind AS 21, The Effects of Changes in Foreign Exchange Rates, applicable w.e.f. April 1, 2025- Amendments provide guidance for determining exchange rates when a currency is not exchangeable and prescribe related disclosure requirements. The group has reviewed the amendment and based on its evaluation has determined that it does not have any significant impact in its financial statements.

Y. SIGNIFICANT MANAGEMENT JUDGEMENT IN APPLYING ACCOUNTING POLICIES AND ESTIMATION UNCERTAINTY

Significant management judgements

When preparing the consolidated financial statements, management undertakes a number of judgements, estimates and assumptions about the recognition and measurement of assets, liabilities, income and expenses, accompanying disclosures (including disclosure of contingent liabilities).

The following are significant management judgements in applying the accounting policies of the Group that have the most significant effect on the consolidated financial statements.

Revenue – For Lumpsum services and Turnkey Contracts, the Group recognises revenue using the percentage completion method. Use of the percentage completion method requires the Group to estimate the cost incurred relative to total expected cost to the satisfaction of performance obligation. This requires estimates to be made of the outcomes of long-term construction and service contracts, which require assessments and judgements to be made on changes in work scopes, balance efforts, cost and time to complete the contract including probability of levy for liquidated damages and price reduction for delay to the extent they are probable and they are capable of being reliably measured. Cost and time incurred have been used to measure progress towards completion as there is a direct relationship between input and satisfaction of performance obligation.

Recognition of deferred tax assets – The extent to which deferred tax assets can be recognized is based on an assessment of the probability of future taxable income against which the deferred tax assets can be utilized.

Property lease classification as a lessor - The Group has entered into leases for office/residential premises. The Group has determined, based on an evaluation of the terms and conditions of the arrangements, such as the lease term not constituting a major part of the economic life of the commercial property and the present value of the minimum lease payments not amounting to substantially all of the fair value of the commercial property, that it retains substantially all the risks and rewards incidental to ownership of these properties and accounts for the contracts as operating leases.

Estimation uncertainty

Information about estimates and assumptions that have the most significant effect on recognition and measurement of assets, liabilities, income and expenses is provided below. Actual results may be substantially different.

Recoverability of advances/receivables – At each balance sheet date, based on historical default rates observed over expected life, the management assesses the expected credit loss on outstanding receivables and advances.

Defined benefit obligation (DBO) – Management's estimate of the DBO is based on a number of critical underlying assumptions such as standard rates of inflation, medical cost trends, mortality, discount rate and anticipation of future salary increases. Variation in these assumptions may significantly impact the DBO amount and the annual defined benefit expenses. The assumptions for each plan are reviewed annually and adjusted if necessary.

Provisions – At each balance sheet date, based on the management judgment, changes in facts and legal aspects, the Group assesses the requirement of provisions against the outstanding warranties and guarantees. However, the actual future outcome may be different from this judgement.

Determination of functional currency - The Group has determined that INR is the functional currency as a substantial amount of its revenue and cost is in INR.

Determination of Materiality - Ind AS requires assessment of materiality by the Group for accounting and disclosure of various transactions in the financial statements. Accordingly, the Group assesses materiality limits for various items for accounting and disclosures and follows on a consistent basis.

Note - 4A
Property, plant and equipment

(₹ in Lakhs)

Particulars	Freehold land	Building	Plant and machinery	Computer hardware	Furniture, fixtures and office / construction equipments	Vehicles	Library books	E&P Assets Producing Property	Total
Gross carrying amount									
At 1 April 2024	298.08	26,183.88	1,154.15	5,860.30	3,733.92	11.76	78.72	750.78	38,071.59
Additions	-	305.00	180.65	139.76	149.22	-	-	-	774.63
Transfers from capital-work-in progress	-	723.58	295.50	984.89	166.15	-	-	-	2,170.12
Reclassification from/to investment property due to change in use	-	(183.53)	-	-	(4.65)	-	-	-	(188.18)
Reclassification to Held for Sale	-	(324.80)	-	-	(193.05)	-	-	-	(517.85)
Exchange difference on translation of foreign operation	-	0.36	-	8.82	10.28	-	-	-	19.46
Disposals/assets written off/Adjustment	-	(60.85)	-	(14.30)	(56.42)	-	-	(1.92)	(133.49)
Balance as at 31 March 2025	**298.08**	**26,643.64**	**1,630.30**	**6,979.47**	**3,805.45**	**11.76**	**78.72**	**748.86**	**40,196.28**
Additions	-	76.39	26.89	379.94	211.49	7.58	-	-	702.29
Transfers from capital-work-in progress	-	5,286.84	-	436.84	699.95	-	-	-	6,423.63
Reclassification from/to investment property due to change in use	-	(80.81)	-	-	(0.12)	-	-	-	(80.93)
Exchange difference on translation of foreign operation	-	1.19	-	38.66	55.34	-	-	-	95.19
Disposals/assets written off/Adjustment	-	(7.82)	-	(666.86)	(31.25)	-	-	-	(705.93)
Balance as at 31 March 2026	**298.08**	**31,919.43**	**1,657.19**	**7,168.05**	**4,740.86**	**19.34**	**78.72**	**748.86**	**46,630.53**
Accumulated depreciation									
At 1 April 2024	-	8,333.87	299.74	4,331.94	2,291.55	5.70	78.72	83.60	15,425.12
Charge for the year	-	868.29	116.07	639.31	308.47	1.13	-	68.18	2,001.45
Reclassification from/to investment property due to change in use	-	(37.11)	-	-	(2.13)	-	-	-	(39.24)
Reclassification to Held for Sale	-	(201.38)	-	-	(148.82)	-	-	-	(350.20)
Exchange difference on translation of foreign operation	-	0.50	-	3.29	16.21	-	-	-	20.00
Adjustments for disposals	-	(50.19)	-	(13.92)	(26.35)	-	-	-	(90.46)
Balance as at 31 March 2025	**-**	**8,913.98**	**415.81**	**4,960.62**	**2,438.93**	**6.83**	**78.72**	**151.78**	**16,966.67**
Charge for the year	-	980.80	136.02	683.80	327.00	1.87	-	28.25	2,157.74
Reclassification from/to investment property due to change in use	-	(15.21)	-	-	(0.11)	-	-	-	(15.32)
Exchange difference on translation of foreign operation	-	1.39	-	31.33	41.41	-	-	-	74.13
Adjustments for disposals	-	(4.33)	-	(613.60)	(13.68)	-	-	-	(631.61)
Balance as at 31 March 2026	**-**	**9,876.63**	**551.83**	**5,062.15**	**2,793.55**	**8.70**	**78.72**	**180.03**	**18,551.61**
Accumulated Impairment									
At 1 April 2024	-	-	-	-	-	-	-	501.69	501.69
Provision for Impairment provided during the year	-	-	-	-	-	-	-	(6.21)	(6.21)
Balance as at 31 March 2025	**-**	**-**	**-**	**-**	**-**	**-**	**-**	**495.48**	**495.48**
Provision for Impairment provided during the year	-	-	-	-	-	-	-	0.95	0.95
Balance as at 31 March 2026	**-**	**-**	**-**	**-**	**-**	**-**	**-**	**496.43**	**496.43**
Net book value as at 31 March 2025	**298.08**	**17,729.66**	**1,214.49**	**2,018.85**	**1,366.52**	**4.93**	**-**	**101.60**	**22,734.13**
Net book value as at 31 March 2026	**298.08**	**22,042.80**	**1,105.36**	**2,105.90**	**1,947.31**	**10.64**	**-**	**72.40**	**27,582.49**

(i) Contractual obligations

Refer to note 40B(a) for disclosure of contractual commitments for the acquisition of property, plant and equipment.

(ii) Restirction on title of property, plant and equipment and Right-of-use assets, refer note 42 (ii).

(iii) On transition to Ind AS, the group has elected to continue wih the carrying value of all its PPE recognized as at April 1, 2015 measured as per the previous GAAP and use that carrying value as the deemed cost of PPE.

Note - 4B
Right-of-Use Assets

(₹ in Lakhs)

Particulars	Land*	Building	Vehicles	Computer Hardware	Total
Gross carrying amount					
At 1 April 2024	1,081.11	1,676.96	631.95	3,040.80	6,430.82
Additions	-	48.05	294.41	-	342.46
Disposals/assets written off/Adjustment	-	(27.91)	-	(20.49)	(48.40)
Balance as at 31 March 2025	**1,081.11**	**1,697.10**	**926.36**	**3,020.31**	**6,724.88**
Additions	248.90	529.98	40.79	315.96	1,135.63
Reclassification from/to investment property due to change in use	(15.33)	-	-	-	(15.33)
Disposals/assets written off/Adjustment	-	(88.64)	-	(3.11)	(91.75)
Balance as at 31 March 2026	**1,314.68**	**2,138.44**	**967.15**	**3,333.16**	**7,753.43**
Accumulated depreciation					
At 1 April 2024	141.84	840.76	394.97	991.56	2,369.13
Charge for the year	13.53	552.76	134.45	759.09	1,459.83
Adjustments for disposals	-	(26.47)	-	(13.17)	(39.64)
Balance as at 31 March 2025	**155.37**	**1,367.05**	**529.42**	**1,737.48**	**3,789.32**
Charge for the year	13.24	405.49	157.97	795.57	1,372.27
Reclassification from/to investment property due to change in use	(1.57)	-	-	-	(1.57)
Adjustments for disposals	-	(52.93)	-	(2.24)	(55.17)
Balance as at 31 March 2026	**167.04**	**1,719.61**	**687.39**	**2,530.81**	**5,104.85**
Net book value as at 31 March 2025	**925.74**	**330.05**	**396.94**	**1,282.83**	**2,935.56**
Net book value as at 31 March 2026	**1,147.64**	**418.83**	**279.76**	**802.35**	**2,648.58**

Note :

The aggregate depreciation expense on ROU assets is included under depreciation and amortization expense in the statement of Profit and Loss.

* Includes land parcel, physical possession of which was taken in FY 2025-26 by parent company from Maharashtra Industrial Development Corporation (MIDC). Lease deed of land by MIDC in favour of the company is executed on 6th May, 2026. The project execution activities have been initiated. The Gross carrying amount in respect of such land represent the acquisition cost including provision for registration charges and stamp duty payable on execution on lease deed. (Refer note 42 (ii)).

Note - 4C
Capital work-in-progress

The capital work in progress comprises cost of Property Plant and Equipment, other Intangible assets and Investment Property that are not yet ready for their intended use at the balance sheet date, the details of which are as under:

(₹ in Lakhs)

Particulars	Capital work-in-progress	Total
Carrying amount		
At 1 April 2024	3,592.71	3,592.71
Additions	3,286.13	3,286.13
Transfer to Property, Plant and Equipment, Investment Property and other Intangibles assets	(2,274.63)	(2,274.63)
Adjustment during the year	(36.87)	(36.87)
Balance as at 31 March 2025	**4,567.34**	**4,567.34**

(₹ in Lakhs)

Particulars	Capital work-in-progress	Total
Additions	5,106.67	5,106.67
Transfer to Property, Plant and Equipment, Investment Property and other Intangibles assets	(6,517.26)	(6,517.26)
Adjustment during the year	(72.33)	(72.33)
Balance as at 31 March 2026	**3,084.42**	**3,084.42**

Capital work-in-progress ageing schedule for the year ended March 31, 2026 is as follows:

(₹ in Lakhs)

Particulars	Amount in CWIP for a period of				Total
	Less than 1 year	1-2 years	2-3 years	More Than 3 years	
Projects in progress	2,961.07	43.30	35.03	45.02	3,084.42
Projects temporarily suspended	-	-	-	-	-
Total	**2,961.07**	**43.30**	**35.03**	**45.02**	**3,084.42**

Capital work-in-progress ageing schedule for the year ended March 31, 2025 is as follows:

(₹ in Lakhs)

Particulars	Amount in CWIP for a period of				Total
	Less than 1 year	1-2 years	2-3 years	More Than 3 years	
Projects in progress	2,744.21	937.70	597.42	222.41	4,501.74
Projects temporarily suspended	8.76	37.01	7.19	12.64	65.60
Total	**2,752.97**	**974.71**	**604.61**	**235.05**	**4,567.34**

Completion Schedule of Capital work in Progress for Projects where completion is overdue or Cost has exceeded its original plan as on 31.03.2026

(₹ in Lakhs)

Particulars	To be completed in			
	Less than 1 year	1-2 years	2-3 years	More than 3 years
i) Projects in progress				
Engineers India Bhawan Renovation	2,245.28	-	-	-
CBG Plant in Maharashtra	11.37	-	-	-
Construction of New Lab Building Pilot Plant	74.76	-	-	-
Renovation of Flats at Konark Nagar	20.58	-	-	-
Furnishing work of Branch office at Kingdom of Saudi Arabia	390.60	-	-	-
ii) Projects temporarily suspended				

Completion Schedule of Capital work in Progress for Projects where completion is overdue or Cost has exceeded its original plan as on 31.03.2025

(₹ in Lakhs)

Particulars	To be completed in			
	Less than 1 year	1-2 years	2-3 years	More than 3 years
i) Projects in progress				
Engineers India Bhawan Renovation	103.71	-	-	-
Renovation of EIL Housing Complex Vashi Navi Mumbai	342.13	-	-	-
Construction of New Lab Building Pilot Plant	1,473.74	-	-	-
ii) Projects temporarily suspended				
Renovation of AG Tower	52.97	-	-	-
Development of State of Art Training Centre	12.63	-	-	-

Revenue expenditure transferred to Capital work in Progress during the year ended:

(₹ in Lakhs)

Particulars	31 March 2026	31 March 2025
Employee Benefit Expenses (Refer note 28)	235.17	-
Technical assistance/sub contracts (Refer note 26)	10.45	-
Other expenses (Refer note 31)	1.42	-
Total	**247.04**	**-**

Note - 5
Investment property

(₹ in Lakhs)

Particulars	Leasehold land	Building and related fixtures/ assets	Total
Gross carrying amount			
At 1 April 2024	471.53	3,656.74	4,128.27
Additions	-	3.18	3.18
Transfers from capital-work-in progress	-	53.36	53.36
Reclassification from/to property, plant and equipment and ROU assets due to change in use	-	188.18	188.18
Disposals/assets written off/Adjustment	-	(1.93)	(1.93)
Balance as at 31 March 2025	**471.53**	**3,899.53**	**4,371.06**
Additions	-	9.50	9.50
Transfers from capital-work-in progress	-	93.63	93.63
Reclassification from/to property, plant and equipment and ROU assets due to change in use	15.33	80.93	96.26
Disposals/assets written off/Adjustment	-	-	-
Balance as at 31 March 2026	**486.86**	**4,083.59**	**4,570.45**
Accumulated depreciation			
At 1 April 2024	26.35	1,038.04	1,064.39
Charge for the year	4.75	142.63	147.38
Reclassification from/to property, plant and equipment and ROU assets due to change in use	-	39.24	39.24
Adjustments for disposals	-	(0.47)	(0.47)
Balance as at 31 March 2025	**31.10**	**1,219.44**	**1,250.54**
Charge for the year	5.04	143.54	148.58
Reclassification from/to property, plant and equipment and ROU assets due to change in use	1.57	15.32	16.89
Adjustments for disposals	-	-	-
Balance as at 31 March 2026	**37.71**	**1,378.30**	**1,416.01**
Net book value as at 31 March 2025	**440.43**	**2,680.09**	**3,120.52**
Net book value as at 31 March 2026	**449.15**	**2,705.29**	**3,154.44**

On transition to Ind AS i.e. April 1, 2015, the group has re-classified certain items from Property, Plant and Equipment to investment property. For the same, group has elected to use the exemption available under Ind AS 101 to continue the carrying value for such assets as recognized in the Financial Statements as at the date of transition to Ind AS, measured as per the previous GAAP and use that as its deemed cost as at the date of transition (April 1, 2015).

(i) Amounts recognised in statement of profit and loss for investment properties

(₹ in Lakhs)

Particulars	31 March 2026	31 March 2025
Rental income	2,332.58	2,223.97
Less:		
Direct operating expenses generating rental income	480.23	502.61
Direct operating expenses that did not generate rental income	241.52	295.82
Profit/(Loss) from leasing of investment properties	**1,610.83**	**1,425.54**

(ii) Leasing arrangements

Certain investment properties are leased to tenants under long-term operating leases with rentals payable monthly. Refer note 39 (B) for details.

(iii) Fair value of investment property

Description	Fair Value (₹ in Lakhs)	
	31 March 2026	31 March 2025
Residential flats	15,232.48	14,382.93
Land and building	35,210.72	33,996.35
Office premises	1,606.07	1,527.84

Fair value hierarchy and valuation technique

The fair value of investment property has been determined by external, independent property registered valuers, as defined under Rule 2 of Companies (Registered Valuers and Valuation) Rules 2017, having appropriate recognised professional qualification and recent experience in the location and category of the property being valued. The Company obtains independent valuations for its investment properties annually and fair value measurement has been categorised as Level 3. The fair valuation has been carried out using current prices in an active market for similar properties (market approach) and under replacement cost method (cost approach).

Note - 6A
Other Intangible Assets

(₹ in Lakhs)

Particulars	Computer Software	Total
Gross carrying amount		
At 1 April 2024	3,740.70	3,740.70
Additions	505.63	505.63
Transfers from capital-work-in progress	51.15	51.15
Exchange difference on translation of foreign operation	(3.49)	(3.49)
Disposals/assets written off	-	-
Balance as at 31 March 2025	**4,293.99**	**4,293.99**
Additions	190.87	190.87
Exchange difference on translation of foreign operation	126.27	126.27
Disposals/assets written off	(131.60)	(131.60)
Balance as at 31 March 2026	**4,479.53**	**4,479.53**
Accumulated amortisation		
At 1 April 2024	3,252.25	3,252.25

(₹ in Lakhs)

Particulars	Computer Software	Total
Amortisation charge for the year	347.09	347.09
Exchange difference on translation of foreign operation	7.39	7.39
Adjustments for disposals	-	-
Balance as at 31 March 2025	**3,606.73**	**3,606.73**
Amortisation charge for the year	493.49	493.49
Exchange difference on translation of foreign operation	85.68	85.68
Adjustments for disposals	(131.60)	(131.60)
Balance as at 31 March 2026	**4,054.30**	**4,054.30**
Net book value as at 31 March 2025	**687.26**	**687.26**
Net book value as at 31 March 2026	**425.23**	**425.23**

On transition to Ind AS, the group has elected to continue wih the carrying value of all its Intangible assets recognized as at April 1, 2015 measured as per the previous GAAP and use that carrying value as the deemed cost of Intangile assets.

Note - 6B
Intangible assets under development

(₹ in Lakhs)

Particulars	Exploration and evaluation assets	Total
Gross carrying amount		
At 1 April 2024	2,047.08	2,047.08
Additions	-	-
Transfer/adjustment	-	-
Disposals/assets written off	(0.62)	(0.62)
Balance as at 31 March 2025	**2,046.46**	**2,046.46**
Additions	-	-
Transfer/adjustment	-	-
Disposals/assets written off	(13.87)	(13.87)
Balance as at 31 March 2026	**2,032.59**	**2,032.59**
Provision for Impairment		
At 1 April 2024	2,047.08	2,047.08
For the year	(0.62)	(0.62)
Transfer/adjustment	-	-
Balance as at 31 March 2025	**2,046.46**	**2,046.46**
For the year	(13.87)	(13.87)
Transfer/adjustment	-	-
Balance as at 31 March 2026	**2,032.59**	**2,032.59**
Net book value as at 31 March 2025	**-**	**-**
Net book value as at 31 March 2026	**-**	**-**

Intangible assets under development ageing schedule for the year ended March 31, 2026 is as follows:

(₹ in Lakhs)

Particulars	Amount in CWIP for a period of				Total
	Less than 1 year	1-2 years	2-3 years	More Than 3 years	
Projects in Progress					
Intangible assets under development (Exploration and evaluation assets)	-	-	2.97	593.73	596.70
Projects temporarily suspended					
Intangible assets under development (Exploration and evaluation assets)	-	-	-	1,435.89	1,435.89
Less: Provision for Impairment					(2,032.59)
Total					-

Intangible assets under development ageing schedule for the year ended March 31, 2025 is as follows:

(₹ in Lakhs)

Particulars	Amount in CWIP for a period of				Total
	Less than 1 year	1-2 years	2-3 years	More Than 3 years	
Projects in Progress					
Intangible assets under development (Exploration and evaluation assets)	-	2.97	4.99	602.61	610.57
Projects temporarily suspended					
Intangible assets under development (Exploration and evaluation assets)	-	-	-	1,435.89	1,435.89
Less: Provision for Impairment					(2,046.46)
Total					-

Note - 7

A Investments - Non Current

(₹ in Lakhs)

Particulars	31 March 2026	31 March 2025
Equity instruments		
(i) Investments accounted using equity method		
Investment in joint venture companies (unquoted)		
TEIL Projects Limited (under liquidation) *5,500,000 (previous year 31 March 2025: 5,500,000) equity shares of ₹ 10 each fully paid up*	-	-
Ramagundam Fertilizers and Chemicals Limited *491,462,400 (previous year 31 March 2025: 491,462,400) equity shares of ₹ 10 each fully paid up*	49,786.73	45,036.08
Investment in Associate companies (unquoted)		
LLC Bharat Energy Office *Participating interest of 20%(previous year 31 March 2025: 20%)*	44.48	43.02
Sub-total (a)	**49,831.21**	**45,079.10**

(₹ in Lakhs)

Particulars	31 March 2026	31 March 2025
(ii) Other Investment (unquoted) (Designated at FVTOCI)		
Numaligarh Refinery Limited # *7,68,67,541 (previous year 31 March 2025: 6,42,93,914 equity shares of ₹ 10 fully paid up and 1,25,73,627 equity shares of ₹ 10 each partly paid of ₹ 7.50 each) equity shares of ₹ 10 each fully paid up, out of which 3,21,46,957 equity shares were received by way of bounus shares.*	1,02,410.62	93,830.00
Sub-total (b)	**1,02,410.62**	**93,830.00**
Grand total (a+b)	**1,52,241.83**	**1,38,909.10**
Aggregate book value of unquoted investments	1,52,241.83	1,38,909.10

During the FY 2025-26 Company has paid fourth and final call of ₹ 27.50 per share (including securities premium of ₹ 25 per share) towards right issue of 1,25,73,627 equity shares of ₹ 10 each subscribed in FY 2023-24.

B Investments - Current

(₹ in Lakhs)

Particulars	31 March 2026	31 March 2025
Liquid plan of mutual funds (quoted) (At FVTPL)		
Baroda BNP Paribas Overnight Fund 530308.431 units - *Direct Plan Growth -OND2 31 March 2026 NAV -₹ 1414.7208 (Previous Year 31 March 25 NAV- Nil)*	7502.39	-
Aditya Birla Sun Life Liquid Fund 189669.075 units - *Direct Plan Growth - 31 March 2026 NAV -₹ 445.0503 (Previous Year 31 March 25 NAV- Nil)*	844.12	-
Axis Liquid Fund Nil units (Previous year 31 March 2025: 20084.116 units) - *Direct Growth -CFDG 31 March 2026 NAV - Nil (Previous Year 31 March 25 NAV- ₹ 2883.5986)*	-	579.15
	8,346.51	**579.15**
Aggregate book value of quoted investments	8,346.51	579.15
Aggregate market value of quoted investments	8,346.51	579.15

Note - 8

A Loans - Non-Current

(At Amortised Cost, Considered good unless otherwise stated)

(₹ in Lakhs)

Particulars	31 March 2026	31 March 2025
Secured		
Loans to related parties*:		
Loans to Directors	-	-
Loans to employees	6,681.23	6,230.77
Unsecured		
Loans to related parties*:		
Loans to Directors	9.40	18.56
Loans to employees	5,872.60	5,613.31
	12,563.23	**11,862.64**

B Loans - Current

(At Amortised Cost, Considered good unless otherwise stated)

(₹ in Lakhs)

Particulars	31 March 2026	31 March 2025
Secured		
Loans to related parties* :		
Loans to directors	-	-
Loans to employees	869.07	742.21
Unsecured		
Loans to related parties*:		
Loans to directors	11.00	12.39
Loans to employees :		
Considered good	1,941.55	1,708.90
Considered doubtful	3.16	3.16
	2,824.78	**2,466.66**
Less: Allowance for expected credit losses	(3.16)	(3.16)
	2,821.62	**2,463.50**

** Refer note 38 D*

Note - 9

A Other Financial Asset - Non-Current

(Unsecured, considered good at amortised cost unless otherwise stated)

(₹ in Lakhs)

Particulars	31 March 2026	31 March 2025
Security deposits	186.44	202.42
Bank deposits with maturity more than 12 months	12.41	11.33
	198.85	**213.75**

(i) The above bank deposits includes ₹ 12.41 lakhs (previous year as at 31 March 2025: ₹ 11.33 lakhs) held as margin money/ security against bank guarantees.

B Other Financial Assets -Current

(Unsecured, considered good at amortised cost unless otherwise stated)

(₹ in Lakhs)

Particulars	31 March 2026	31 March 2025
Security deposits :		
Considered good	508.14	526.40
Considered doubtful	11.78	4.75
Retention against contracts	15.73	15.73
Work-in-progress* :		
Considered good	0.06	9.24
Considered doubtful	374.88	332.67
Contract assets :		
Considered good	1,10,286.17	80,408.87
Considered doubtful	370.42	358.04
Others	4,250.17	408.65
	1,15,817.35	**82,064.35**
Less: Allowance for expected credit losses	(757.08)	(695.46)
	1,15,060.27	**81,368.89**

*As taken, valued and certified by the management

Note - 10
Deferred Tax Assets (net)

(₹ in Lakhs)

Particulars	31 March 2026	31 March 2025
Deferred tax assets arising on:		
Employee benefits:		
Provision for leave encashment	9,781.14	9,326.66
Provision for post retirement medical benefits	9,728.38	8,864.06
Provision for other benefits on retirement	100.04	102.39
Provision for long service awards	36.98	36.83
Provision for employee related expenses allowed on payment basis	1.26	1,179.55
Provision for contractual obligations	15,118.83	13,886.08
Provision for estimated losses	18.69	22.69
Provision for doubtful debts and advances	3,708.44	3,244.01
Provision for Impairment of Oil Blocks	636.50	639.76
Others:		
Provision for loss in joint venture	77.45	77.45
Amortised cost financial instruments	251.85	144.38
Leases	21.47	51.20
Capital Grant	6.17	6.91
Foreign currency translation reserve	-	16.85
Short Term Capital Gain	3.21	4.16
Deferred tax liabilities arising on:		
Depreciation	(3,192.67)	(3,097.28)
Net gain/(loss) on Equity Shares Carried at Fair value through OCI	(2,655.39)	(1,922.82)
Others :		
Foreign currency translation reserve	(5.10)	-
	33,637.25	**32,582.88**

Movement in above mentioned deferred tax assets and liabilities

(₹ in Lakhs)

Particulars	1 April 2024	Recognised in other comprehensive income	Recognised in statement of profit and loss	31 March 2025	Recognised in other comprehensive income	Recognised in statement of profit and loss	31 March 2026
Deferred tax assets arising on:							
Employee benefits	20,223.72	674.51	(1,388.74)	19,509.49	969.43	(831.13)	19,647.80
Provision to MSE vendors allowed on payment basis	1,134.18	-	(1,134.18)	-	-	-	-
Provision for contractual obligations	14,999.55	-	(1,113.47)	13,886.08	-	1,232.75	15,118.83
Provision for estimated losses	9.47	-	13.22	22.69	-	(4.00)	18.69
Provision for Impairment of Oil Blocks	641.48	-	(1.72)	639.76	-	(3.26)	636.50
Provision for doubtful debts and advances	3,408.55	-	(164.54)	3,244.01	-	464.43	3,708.44
Others	278.03	6.05	16.88	300.95	(16.85)	76.05	360.15
Deferred tax liabilities arising on:							
Depreciation	(2,894.32)	-	(202.96)	(3,097.28)	-	(95.39)	(3,192.67)
Net gain/(loss) on Equity Shares Carried at Fair value through OCI	(2,887.52)	964.70	-	(1,922.82)	(732.57)	-	(2,655.39)
Others	-	-	-	-	(5.10)	-	(5.10)
Total	**34,913.14**	**1,645.26**	**(3,975.51)**	**32,582.88**	**214.91**	**839.45**	**33,637.25**

Note - 11

A Non-Current Tax Assets (net)

(₹ in Lakhs)

Particulars	31 March 2026	31 March 2025
Advance income tax (net of provision for taxation amounting to ₹ 14,351.09 lakhs (previous year 31 March 2025: ₹ 27,135.82 lakhs))	551.32	2,639.54
Advance fringe benefit tax	11.83	11.83
Less: Allowance for expected credit losses	(156.17)	(156.17)
	406.98	**2,495.20**

(i) The above includes income tax refundable amounting to ₹ 221.43 lakhs (previous year 31 March 2025: ₹ 197.53 lakhs) of subsiduary company against which allowance for expected credit loss is ₹ 144.34 lakhs (previous year 31 March 2025: ₹ 144.34 lakhs)

Note - 12

A Other Non-Current Assets

(Unsecured, considered good unless otherwise stated)

(₹ in Lakhs)

Particulars	31 March 2026	31 March 2025
Capital advances	0.23	0.23
Prepaid expense and rent advance	3,182.32	2,342.08
	3,182.55	**2,342.31**

B Other Current Assets

(Unsecured, considered good unless otherwise stated)

(₹ in Lakhs)

Particulars	31 March 2026	31 March 2025
Advances to vendors/contractors :		
Considered good *	28,494.92	33,966.48
Considered doubtful	5.51	5.43
Prepaid expenses	1,693.62	1,361.89
Deposit with statutory authorities	6,578.79	6,686.01
Claims receivable:		
Considered good	0.60	0.60
Considered doubtful	1.79	1.79
Advances to employees :		
Considered good	367.01	297.04
Considered doubtful	0.09	0.09
Other advances	4.53	5.50
	37,146.86	**42,324.83**
Less: Impairment of non-financial assets	(7.39)	(7.31)
	37,139.47	**42,317.52**

* Includes ₹ 18,300.15 Lakhs (previous year as at 31 March 2025: ₹ 17,800.15 Lakhs) being amount deposited with courts/legal authorities, realisation of same is subject to final outcome of legal proceedings.

Note - 13 Inventories

(lower of cost or net realizable value)

(₹ in Lakhs)

Particulars	31 March 2026	31 March 2025
Stores, spares and chemicals in hand*	52.07	69.61
	52.07	**69.61**

* Includes projects inventory to the tune of Nil (previous year 31 March 2025: ₹ 1.87 lakhs)

Note - 14
Trade receivables

(At amortised cost)

(₹ in Lakhs)

Particulars	31 March 2026	31 March 2025
Trade receivable (Unsecured)		
From Related Parties:		
Considered good	46.73	124.38
Considered Doubtful (Credit Impaired)	0.85	889.74
From Others:		
Considered good	47,881.12	44,318.57
Considered Doubtful (Credit Impaired)	18,287.08	11,376.76
	66,215.78	**56,709.45**
Less: Allowance for expected credit loss #	(18,287.93)	(12,266.50)
	47,927.85	**44,442.95**

Trade receivable ageing schedule for the year ended as on March 31, 2026 and March 31, 2025:

31 March 2026

(₹ in Lakhs)

Particulars	Outstanding for following periods from due date of payment					Total
	Less than 6 months	6 months-1 year	1-2 years	2-3 years	More than 3 years	
(i) Undisputed Trade receivables- considered good	32,040.09	11,446.63	3,651.47	788.86	0.80	47,927.85
(ii) Undisputed Trade Receivables – which have significant increase in credit risk	-	-	-	-	-	-
(iii) Undisputed Trade Receivables- Credit impaired	791.92	1,149.98	911.47	401.89	10,794.83	14,050.08
(iv) Disputed Trade receivables- considered good	-	-	-	-	-	-
(v) Disputed Trade Receivables – which have significant increase in credit risk	-	-	-	-	-	-
(vi) Disputed Trade receivables- Credit impaired	-	-	-	-	4,237.85	4,237.85
Total	**32,832.00**	**12,596.61**	**4,562.94**	**1,190.75**	**15,033.48**	**66,215.78**
Less: Allowance for expected credit losses #						(18,287.93)
Trade receivables						**47,927.85**

During the year ended 31 March, 2026, an amount of ₹ 4,237.85 lakhs has been transferred from contract liability to provision for doubtful debts.

31 March 2025

(₹ in Lakhs)

Particulars	Outstanding for following periods from due date of payment					Total
	Less than 6 months	6 months-1 year	1-2 years	2-3 years	More than 3 years	
(i) Undisputed Trade receivables- considered good	29,931.40	6,957.47	1,762.03	1,553.40	4,238.65	44,442.95
(ii) Undisputed Trade Receivables – which have significant increase in credit risk	-	-	-	-	-	-
(iii) Undisputed Trade Receivables- Credit impaired	442.42	518.61	490.31	920.86	9,894.30	12,266.50
(iv) Disputed Trade receivables- considered good	-	-	-	-	-	-
(v) Disputed Trade Receivables – which have significant increase in credit risk	-	-	-	-	-	-
(vi) Disputed Trade receivables- Credit impaired	-	-	-	-	-	-
Total	**30,373.82**	**7,476.08**	**2,252.34**	**2,474.26**	**14,132.95**	**56,709.45**
Less: Allowance for expected credit losses						(12,266.50)
Trade receivables						**44,442.95**

Note - 15
Cash and cash equivalents

(₹ in Lakhs)

Particulars	31 March 2026	31 March 2025
Balances with banks in current account*	8,719.11	13,766.21
Banks deposits having maturity of less than three months**	46.50	79.95
Cash in hand, including Imprest*	13.85	17.96
	8,779.46	**13,864.12**

** Includes ₹ 130.51 lakhs (previous year 31 March 2025: ₹ 128.01 lakhs) in currencies which are not repatriable.*

*** Includes interest accrued on bank deposits ₹ 0.003 lakhs (previous year 31 March 2025: ₹ 0.10 lakhs).*

*** Pertains to bank deposit held on behalf of client ₹ 6.50 lakhs (previous year 31 March 2025: ₹ 79.95 lakhs).*

Note - 16
Bank balances other than cash and cash equivalents

(₹ in Lakhs)

Particulars	31 March 2026	31 March 2025
Unpaid dividend account	446.16	168.87
Unspent CSR on Ongoing Project	35.21	25.07
Amount held on behalf of clients	687.64	789.04
Banks deposits having maturity of more than three months but are due for maturity within twelve months from balance sheet date (refer notes below)	1,26,441.64	1,17,842.95
	1,27,610.65	**1,18,825.93**

Notes:

(i) Includes bank deposits having more than twelve months original maturity of ₹ 41,580.00 lakhs (previous year 31 March 2025: ₹ 18,943.00 lakhs).

(ii) Includes interest accrued on bank deposits ₹ 1,606.62 lakhs (previous year 31 March 2025: ₹ 2,726.20 lakhs), out of which ₹ 10.09 lakhs (previous year 31 March 2025: Nil) pertains to Interest on bank depoits held on behalf of Client(s).

(iii) Includes bank deposit held on behalf of client(s) ₹ 2,580.28 lakhs (previous year 31 March 2025: Nil)

Note- 16A
Assets Held for Sale

The Company has classified non- current assets including old residential flats as Assets held for sale which is under the process of disposal and is expected to be completed in the financial year 2026-27 based on the fair value as determined as approved by the competent authority in this regard. The Company expects that the fair value less costs to sell is higher than the carrying amount.

Details are as follows:

(₹ in Lakhs)

Particulars	31 March 2026	31 March 2025
Building	67.87	122.35
Furniture, fixtures and office / construction equipments	12.61	41.90
	80.48	**164.25**

Note - 17
Equity share capital

(₹ in Lakhs)

Particulars	31 March 2026	31 March 2025
Authorised share capital		
800,000,000 (previous year 31 March 2025: 800,000,000) equity shares of par value of ₹ 5 each	40,000.00	40,000.00
	40,000.00	**40,000.00**
Issued share capital		
562,123,373 (previous year 31 March 2025: 562,123,373) equity shares of par value of ₹ 5 each	28,106.17	28,106.17
	28,106.17	**28,106.17**
Subscribed and paid up		
562,042,373 (previous year 31 March 2025: 562,042,373) equity shares of par value of ₹ 5 each	28,102.12	28,102.12
Add: Forfeited shares	0.01	0.01
Amount originally paid up on 2,600 equity shares of par value of ₹ 5 each (previous year 31 March 2025: 2,600 equity shares of par value of ₹ 5 each)		
	28,102.13	**28,102.13**

a) Reconciliation of shares outstanding at the beginning and at the end of the year

Equity shares	31 March 2026 Number	31 March 2025 Number
Shares outstanding at the beginning of the year	56,20,42,373	56,20,42,373
Less : Buy back of shares during the year	-	-
Shares outstanding at the end of the year	**56,20,42,373**	**56,20,42,373**

b) Details of share holding of promoters

Promoter name	31 March 2026 Number	31 March 2025 Number
President of India	28,84,58,584	28,84,58,584
% of total shares	51.32%	51.32%
% Change During the Year	-	-

c) Details of shareholders holding more than 5% equity shares in the Parent Company

Name of shareholders	31 March 2026 Number	31 March 2025 Number
President of India	28,84,58,584	28,84,58,584
	51.32%	51.32%

d) Other disclosures

	31 March 2026 Number	31 March 2025 Number
Aggregate number of equity shares having par value of ₹ 5 each has been bought back by way of buy back during the period of five years immediately preceding the Balance sheet date	6,98,69,047	6,98,69,047

e) Terms and rights attached to equity shares

The Company is having only one class of equity shares having par value of ₹ 5 each. Each Shareholder is eligible for one vote per share held. The Dividend proposed by Board of Directors is subject to the approval of Shareholders in the ensuing Annual General Meeting except in case of Interim Dividend. In the event of Liquidation, Equity Shareholders are eligible to receive the remaining assets of the Company after distribution of all preferential amount in proportion to their shareholding.

Note - 18
Other equity

(₹ in Lakhs)

Particulars	31 March 2026	31 March 2025
A. General reserve		
Balance at the beginning of the year	1,98,703.15	1,78,994.09
Add: Transferred from retained earnings	24,251.99	19,709.06
Less: Adjustments/Reclassification	352.39	-
Sub-total (a)	**2,22,602.75**	**1,98,703.15**
B. Capital Redemption reserve		
Balance at the beginning of the year	5,591.54	5,591.54
Add: Transfer from General reserve	-	-
Sub-total (b)	**5,591.54**	**5,591.54**
C. Capital reserve on Consolidation		
Balance at the beginning of the year	880.00	880.00
Add: Transfer from General reserve	-	-
Sub-total (c)	**880.00**	**880.00**
D. Retained earnings		
Balance at the beginning of the year	21,498.19	1,721.45
Add: Transferred from Statement of Profit and Loss	69,158.94	57,977.13
Add: Transferred from CSR Activity Reserve	336.35	865.21
Add: Transferred from Corpus for Medical Benefits for Employees retired prior to 01.01.2007	1,133.78	999.12
Add: Adjustments/Reclassification	352.39	-
Less: OCI of remeasurement of defined benefit plans (net of tax)	900.05	1,731.44
Less: Transfer to General reserve	24,251.99	19,709.06
Less: Interim and Final Dividend	25,291.91	16,861.27
Less: Transferred to CSR Activity Reserve	972.31	837.86
Less: Transferred to Corpus for Medical Benefits for Employees retired prior to 01.01.2007	1,250.25	925.09
Less: Share Issue Expenses in Joint Venture	-	-
Less: Change in Ownership interest in Joint Venture	-	-
Sub-total (d)	**39,813.14**	**21,498.19**

(₹ in Lakhs)

Particulars	31 March 2026	31 March 2025
E. CSR activity reserve		
Balance at the beginning of the year	85.22	112.57
Add: Transferred from retained earnings	972.31	837.86
Less: Transferred to Retained earnings	336.35	865.21
Sub-total (e)	**721.18**	**85.22**
F. Corpus for Medical Benefits for Employees retired prior to 01.01.2007		
Balance at the beginning of the year	534.76	608.79
Add: Transferred from retained earnings	1,250.25	925.09
Less: Transferred to Retained earnings	1,133.78	999.12
Sub-total (f)	**651.23**	**534.76**
G. Exchange difference on translation of foreign operation		
Balance at the beginning of the year	9.65	33.97
Add: Transferred from Statement of Profit and Loss (OCI) (net of tax)	287.89	(24.32)
Sub-total (g)	**297.54**	**9.65**
H. Net gain/(loss) on Equity Shares carried at Fair Value through OCI		
Balance at the beginning of the year	11,523.45	8,585.47
Add: Transferred from Statement of Profit and Loss (OCI) (net of tax)	4,390.31	2,937.98
Sub-total (h)	**15,913.76**	**11,523.45**
Grand total (a+b+c+d+e+f+g+h)	**2,86,471.14**	**2,38,825.96**

Nature and purpose of other reserves

General Reserve

General reserve is created out of the accumulated profits as per the provisions of Companies Act.

Capital Reserve on Consolidation

On acquisition of investments in subsidiaries by the Parent Company at different point in time, it has resulted in capital reserve on consolidation.

Capital Redemption Reserve

The Group has created Capital Redemption Reserve out of free reserves, a sum equal to the nominal value of the shares purchased,transferred to the capital redemption reserve account.

Retained Earnings

Retained Earnings (excluding accumulated balance of remeasurement of Defined Benefit Plans) represents surplus/ accumulated earnings of the Group and are available for distribution to Shareholders.

CSR Activity Reserve

The Group is required to create the CSR Activity Reserve for the allocation of expenses in respect of CSR activities. CSR Activity Reserve represents unspent amount, out of amounts set aside of profit earned in the past years for meeting social obligations as per Department of Public Enterprise guidelines for Corporate Social Responsibility and provisions of the Companies Act, 2013 and rules made thereunder.

Corpus for Medical Benefits for Employees retired prior to 01.01.2007

The Group has created separate corpus of medical benefits to retired employees who have retired prior to 01.01.2007 in terms of DPE guidelines.

Other Comprehensive Income

Other comprehensive income represents balance arising on account of translation of foreign operation and gains/(loss) from investments in equity instruments designated at fair value.

Note - 19

A Other Financial Liabilities - Non-Current

(At amortised cost unless otherwise stated)

(₹ in Lakhs)

Particulars	31 March 2026	31 March 2025
Security deposits and retentions	155.71	252.40
	155.71	**252.40**

B Other Financial Liabilities - Current

(At amortised cost unless otherwise stated)

(₹ in Lakhs)

Particulars	31 March 2026	31 March 2025
Security deposits and retentions	36,582.67	31,158.06
Capital creditors	1,890.03	2,566.76
Accrued employees benefits	7,404.22	4,120.60
Unpaid dividend*	135.70	168.87
Amount held on behalf of clients	687.64	789.04
	46,700.26	**38,803.33**

*Excluding amount paid to Investor Education And Protection Fund

Note - 20

A Provisions - Non-Current

(₹ in Lakhs)

Particulars	31 March 2026	31 March 2025
Employees' post retirement/long-term benefits	1,471.96	1,489.19
Provision for abandonment costs*	25.98	25.98
	1,497.94	**1,515.17**

B Provisions - Current

(₹ in Lakhs)

Particulars	31 March 2026	31 March 2025
Employees' post retirement/long-term benefits	6,437.01	9,587.05
Provision for contractual obligations*	60,071.60	55,173.55
Provision for expected losses*	74.27	90.13
Provision for corporate social responsibility**	25.99	114.91
	66,608.87	**64,965.64**

*Disclosure of movement in provision as required in Ind AS 37 is given in note no.51

**Disclosure of movement in provision is given in note no.60

Note - 21

A Other Non-Current Liabilities

(₹ in Lakhs)

Particulars	31 March 2026	31 March 2025
Advances received from clients	2,204.76	273.22
Deferred income	43.16	51.41
	2,247.92	**324.63**

B Other Current Liabilities

(₹ in Lakhs)

Particulars	31 March 2026	31 March 2025
Advances received from clients	13,494.70	7,470.69
Income received in advance	66,250.39	84,896.38
Service tax / GST payable	6,235.64	5,742.81
Withholding for employees including employers contribution	2,003.12	1,492.65
Withholding for income taxes/TDS	2,934.76	2,971.48
Deferred income	33.24	35.16
Other liabilities	732.78	819.31
	91,684.63	**1,03,428.48**

Note - 22
Trade payables

(At amortised cost)

(₹ in Lakhs)

Particulars	31 March 2026	31 March 2025
Total outstanding dues of Micro and Small Enterprises (refer note 53)	9,678.23	8,294.50
Total outstanding dues to Others#	48,977.48	39,299.05
	58,655.71	**47,593.55**

#Includes amount due to related parties of ₹ 218.39 lakhs (previous year 31 March 2025: ₹ 135.44 lakhs)

Trade payables ageing schedule for the year ended as on March 31, 2026 and March 31, 2025:

31 March 2026

(₹ in Lakhs)

Particulars	Not Due	Outstanding for following periods from due date of payment				Total
		Less than 1 year	1-2 years	2-3 years	More than 3 years	
(i) MSME	8,194.27	1,483.95	-	-	-	9,678.22
(ii) Others	34,247.10	10,533.31	0.05	-	-	44,780.46
(iii) Disputed dues- MSME	-	-	-	-	-	-
(iv) Disputed dues- Others	827.84	-	-	-	3,369.19	4,197.03
Grand Total	**43,269.21**	**12,017.26**	**0.05**	**-**	**3,369.19**	**58,655.71**

31 March 2025

(₹ in Lakhs)

Particulars	Not Due	Outstanding for following periods from due date of payment				Total
		Less than 1 year	1-2 years	2-3 years	More than 3 years	
(i) MSME	6,465.86	1,861.87	-	-	-	8,327.73
(ii) Others	18,305.21	16,634.92	-	-	-	34,940.13
(iii) Disputed dues- MSME	-	-	-	-	-	-
(iv) Disputed dues- Others	956.50	-	-	-	3,369.19	4,325.69
Grand Total	**25,727.57**	**18,496.79**	**-**	**-**	**3,369.19**	**47,593.55**

Note: *Generally, undisputed trade payables are settled on or before the due dates and amount outstanding beyond due dates are on account of pending compliance of contractual/ statutory requirement by vendors.*

Note - 23
Current Tax Liabilities (net)

(₹ in Lakhs)

Particulars	31 March 2026	31 March 2025
Provision for taxation (net of advance tax amounting to ₹ 21654.78 Lakhs (previous year 31 March 2025: ₹ 386.20 Lakhs))	3,139.73	521.68
	3,139.73	**521.68**

Note - 24
Revenue from operations*

(₹ in Lakhs)

Particulars	31 March 2026	31 March 2025
I Consultancy and engineering services	1,86,037.35	1,73,801.49
Increase/(decrease) in work-in-progress		
Closing work-in-progress	332.66	332.67
Less: Opening work-in-progress	332.67	334.50
	(0.01)	**(1.83)**
Sub-total (A)	**1,86,037.34**	**1,73,799.66**
II Turnkey projects	2,06,747.66	1,34,960.03
Increase/(decrease) in work-in-progress		
Closing work-in-progress	42.27	9.24
Less: Opening work-in-progress	9.24	10.43
	33.03	**(1.19)**
Sub-total (B)	**2,06,780.69**	**1,34,958.84**
Grand total (A+B)	**3,92,818.03**	**3,08,758.50**

* Excludes Goods and Services Tax (GST)

Note - 25
Other income

(₹ in Lakhs)

Particulars	31 March 2026	31 March 2025
Interest income :		
Net Interest Income on Bank Deposits (Interest passed to client(s) for the period 31 March 2026: ₹ 15.45 Lakhs (Previous year: 31 March 2025: ₹ 0.10 Lakhs))	7,872.00	8,228.91
Loan to employees	1,344.44	844.48
Income-tax refunds	384.69	-
Financial Assets carried at amortised cost	21.71	8.91
Others	455.47	616.45
Gain on modification of employee advances	-	181.89
Gain on modification of Leases	0.95	1.39
Amortization of deferred income	35.20	36.28
Dividend income from Equity Investment	4,381.45	1,129.29
Capital gain from investments in mutual funds	937.68	1,281.02
Profit on sale of assets	71.71	77.36
Foreign exchange difference (net)	1,385.55	438.10
Rental income	2,333.13	2,223.98
Income from exploration & production activities	28.96	73.43
Miscellaneous income	253.53	884.37
	19,506.47	**16,025.86**

Note - 26
Technical assistance/sub contracts

(₹ in Lakhs)

Particulars	31 March 2026	31 March 2025
Technical assistance/sub contracts	1,38,887.30	1,00,920.74
Less: Inhouse expenditure allocated to Capital work-in-progress (Refer note 4C)	(10.45)	-
	1,38,876.85	**1,00,920.74**

Note - 27
Construction materials and equipments

(₹ in Lakhs)

Particulars	31 March 2026	31 March 2025
Construction materials and equipments	42,610.55	30,781.57
	42,610.55	**30,781.57**

Note - 28
Employee benefits expense

(₹ in Lakhs)

Particulars	31 March 2026	31 March 2025
Salaries and allowances@		
Staff	84,926.53	82,425.72
Directors	487.28	436.62
Contribution towards employees pension and provident fund and administration charges thereon*		
Staff	7,122.07	7,566.06
Directors	41.69	37.39
Contribution towards employees defined contributory superannuation scheme/ National Pension System (NPS)		
Staff	7,695.77	5,697.42
Directors	48.48	33.84
Staff Welfare #		
Staff	4,323.77	4,799.33
Directors	11.10	11.71
Contribution to gratuity fund (net of contribution received from others)**	1,625.07	1,223.91
Less: Inhouse expenditure allocated to Capital work-in-progress (Refer note 4C)	(235.17)	-
	1,06,046.59	**1,02,232.00**

@ Salaries and Allowances Includes :

a) H 2,457.90 lakhs (previous year : H 4,210.14 lakhs) on account of Leave Encashment Funded Scheme with LIC of India.

b) Nil (previous year : H 820.57 lakhs) on account of estimated enhanced Gratuity ceiling due to increase in Dearness Allowance in terms of DPE guidelines (refer note no.46)

Includes expenditure for medical benefits of ₹ 1,133.78 lakhs (previous year : ₹ 999.12 lakhs) for employees retired prior to 01.1.2007.

*Includes Nil (previous year: ₹ 758.10 Lakhs) towards expense on account of impairment of Provident Fund Trust investment.

**Includes Term Insurance Premium paid to LIC of India.

Note - 29
Finance cost

(₹ in Lakhs)

Particulars	31 March 2026	31 March 2025
Unwinding of discount on security deposit	32.59	31.85
Interest on Lease Liabilities	178.96	234.07
	211.55	**265.92**

Note - 30
Depreciation and amortization

(₹ in Lakhs)

Particulars	31 March 2026	31 March 2025
Depreciation on property, plant and equipment	2,157.74	2,001.45
Depreciation of investment property	148.58	147.38
Amortization of other intangible assets	493.49	347.09
Depreciation on Right of use Assets	1,372.27	1,459.83
	4,172.08	**3,955.75**

Note - 31
Other expenses

(₹ in Lakhs)

Particulars	31 March 2026	31 March 2025
A Facilities		
Rent expense - office	1,017.73	742.31
Rent - residential accommodation		
Staff (net of recovery of ₹ 91.78 lakhs (previous year: ₹ 67.62 lakhs))	1,082.52	834.68
Light, water and power	1,334.24	1,600.06
Insurance	611.88	429.79
Miscellaneous repair and maintenance	6,849.41	5,726.95
Repair and maintenance of own building	105.85	194.75
Repair and maintenance of plant and machinery	263.74	258.68
Hire charges of office equipment	23.32	20.08
Sub total (A)	**11,288.69**	**9,807.30**
B Corporate costs		
Bank charges	302.60	223.16
Sitting fees to independent directors	45.00	21.60
Advertisement for tender and recruitment	168.91	137.19
Publicity	1,863.03	2,260.97
Subscription	218.57	199.46
Entertainment	259.26	255.85
Remuneration to auditors :		
For Audit	23.45	23.75
For Tax Audit	4.15	4.15
Others	13.62	17.39
Filing fee	0.94	0.46
Legal and professional charges	846.28	868.23
Licences and taxes	657.07	768.78
Loss on sale of assets	30.02	1.00
Fixed assets written off	55.64	19.31
Sub total (B)	**4,488.54**	**4,801.30**
C Other costs		
Consumables/stores/equipment - R&D Centre	11.63	13.44
Travel and conveyance :		
Directors*	350.95	299.47
Others	10,459.12	9,856.17
Printing, stationery and general Office supplies	386.80	562.95
Newspapers and periodicals	140.46	130.07
Postage and telecommunications	424.83	387.43
Courier, transportation and handling	30.36	27.84
Commission to foreign agents	398.84	607.09
Allowance for expected credit losses - trade receivables and advances (net)	1,860.94	(651.87)
Bad debts written off	5.71	608.39
Deposits/Other Assets written off	0.33	0.32
Provision for contractual obligations (net)	4,898.05	(4,392.16)

(₹ in Lakhs)

Particulars	31 March 2026	31 March 2025
Provision for expected losses (net)	(15.86)	52.50
Provision for Impairment of Oil Block	(12.92)	(6.84)
Training Expenses :		
Travel	10.11	3.77
Others	260.99	206.04
CSR Expenses (Refer note 60)	336.35	865.21
Expenditure relating to oil and gas exploration blocks	87.15	115.64
Loss on modification of employee advances	12.59	-
Miscellaneous expenses	273.75	304.93
Sub total (C)	**19,920.18**	**8,990.39**
Total (A+B+C)=D	**35,697.41**	**23,598.99**
Less: Inhouse expenditure relating to		
Capital work-in-progress (Refer note 4C)= (E)	(1.42)	-
Grand total (D-E)	**35,695.99**	**23,598.99**

*Includes recovery of ₹ 1.88 lakhs on account of use of car (previous year : ₹ 1.08 lakhs)

Note - 32
Income tax

(₹ in Lakhs)

Particulars	31 March 2026	31 March 2025
Tax expense comprises of:		
Current income tax	21,129.13	11,483.84
Earlier years tax adjustments (net)	0.31	379.74
Deferred tax	(839.45)	3,975.51
	20,289.99	**15,839.09**

The major components of income tax expense and the reconciliation of expected tax expense based on the domestic effective tax rate of the Group at 25.168% (Previous year 25.168%) and the reported tax expense in statement of profit and loss are as follows:

Statement of profit and loss

(₹ in Lakhs)

Particulars	31 March 2026	31 March 2025
Accounting profit before tax	89,448.93	73,816.22
At India's statutory income tax rate of 25.168% (31 March 2025: 25.168%)	22,512.51	18,578.07
Adjustments in respect of tax expense		
Tax impact of exempted income and deductions	(1,102.72)	(284.22)
Tax impact of expenses which will never be allowed	86.70	219.70
Earlier years current tax adjustments (net)	0.31	379.74
Earlier years deferred tax adjustments (net)	(0.29)	(367.02)
Share of profits of JV's /Associates added net of Tax in PBT of Group	(1,192.47)	(2,714.83)
Others	(14.04)	27.65
	20,289.99	**15,839.09**

The provision for current income-tax has been worked out taking into consideration the provisions of Income Computation and Disclosure Standards notified by Central Board of Direct Taxes vide Notification No. 87/2016 dated September 29, 2016.

Note - 33
Earnings per share

Earnings per Share ("EPS") is determined based on the net profit attributable to the shareholders' of the Parent Company. Basic earnings per share is computed using the weighted average number of shares outstanding during the year. Diluted earnings per share is computed using the weighted average number of common and dilutive common equivalent shares outstanding during the year including share options, except where the result would be anti-dilutive.

(₹ in Lakhs)

Particulars	31 March 2026	31 March 2025
Profit attributable to equity shareholders (Amount in ₹ lakhs)	69,158.94	57,977.13
Weighted average number of equity shares	56,20,42,373	56,20,42,373
Nominal value per share in ₹	5.00	5.00
Earnings per equity share in ₹		
Basic	12.30	10.32
Diluted	12.30	10.32

Note - 34

(i) Fair value hierarchy

Financial assets and financial liabilities are measured at fair value in the financial statement and are grouped into three Levels of a fair value hierarchy. The three Levels are defined based on the observability of significant inputs to the measurement, as follows:

Level 1: quoted prices (unadjusted) in active markets for financial instruments.

Level 2: inputs other than quoted prices included within Level 1 that are observable for the asset or liability, either directly or indirectly

Level 3: unobservable inputs for the asset or liability.

(ii) Financial assets and liabilities measured at fair value – recurring fair value measurements

(₹ in Lakhs)

31 March 2026	Level 1	Level 2	Level 3	Total
Financial assets				
Liquid plan of mutual funds	8,346.51	-	-	8,346.51
Unquoted equity shares (Fair Value) through OCI	-	-	1,02,410.62	1,02,410.62
Total financial assets	**8,346.51**	**-**	**1,02,410.62**	**1,10,757.13**

Financial assets and liabilities measured at fair value – recurring fair value measurements

(₹ in Lakhs)

31 March 2025	Level 1	Level 2	Level 3	Total
Financial assets				
Liquid plan of mutual funds	579.15	-	-	579.15
Unquoted equity shares (Fair Value) through OCI	-	-	93,830.00	93,830.00
Total financial assets	**579.15**	**-**	**93,830.00**	**94,409.15**

(iii) Valuation technique used to determine fair value

Specific valuation techniques used to value financial instruments include - the use of net asset value for mutual funds on the basis of the statement received from investee party.

Specific valuation techniques used to value Unquoted equity shares (Fair Value) through OCI include - income approach (DCF) and market multiple method.

(iv) Reconciliation Level 3 fair values

The following table shows a reconciliation of opening balances to the closing balances for Level 3 fair values:

(₹ in Lakhs)

Particulars	FY 2025-26	FY 2024-25
Balance as at the beginning of the year	93,830.00	88,398.98
Add: Additional investment during the year	3,457.74	3,457.75
Add: Fair Value gain recognized in Other Comprehensive Income	5,122.88	1,973.27
Less: Fair Value loss recognized in Other Comprehensive Income	-	-
Balance as at the end of the year	**1,02,410.62**	**93,830.00**

Note - 35
Financial instruments

(i) Financial instruments by category

(₹ in Lakhs)

Particulars	31 March 2026			31 March 2025		
	FVTOCI	FVTPL	Amortised cost	FVTOCI	FVTPL	Amortised cost
Financial assets						
Investments - Equity Shares (Fair Value) through OCI	1,02,410.62	-	-	93,830.00	-	-
Investments - mutual funds	-	8,346.51	-	-	579.15	-
Trade receivables	-	-	47,927.85	-	-	44,442.95
Loans	-	-	15,384.85	-	-	14,326.14
Other financial assets	-	-	1,15,259.12	-	-	81,582.64
Cash and cash equivalents	-	-	8,779.46	-	-	13,864.12
Other bank balances	-	-	1,27,610.65	-	-	1,18,825.93
Total financial assets	**1,02,410.62**	**8,346.51**	**3,14,961.93**	**93,830.00**	**579.15**	**2,73,041.78**
Financial liabilities						
Trade payables	-	-	58,655.71	-	-	47,593.55
Security deposits and retentions	-	-	36,738.38	-	-	31,410.46
Lease Liabilities	-	-	1,680.19	-	-	2,213.64
Other financial liabilities (Others)	-	-	8,227.56	-	-	5,078.51
Capital creditors	-	-	1,890.03	-	-	2,566.76
Total financial liabilities	**-**	**-**	**1,07,191.87**	**-**	**-**	**88,862.92**

Investment in mutual funds are valued at fair value through P&L at each Balance Sheet date.

Investment in other than subsidiaries, associates & joint ventures and mutual funds are valued at fair value through OCI at each Balance Sheet date.

The carrying value of the amortised financial assets and liabilities approximate to the fair value on the respective reporting dates.

(ii) Risk management

The Group's activities expose it to market risk, liquidity risk and credit risk. The management has the overall responsibility for the establishment and oversight of the Group's risk management framework. This note explains the sources of risk which the entity is exposed to and how the entity manages the risk and the related impact in the financial statements.

(A) Credit risk

Credit risk is the risk that a counterparty fails to discharge its obligation to the Group. The Group's exposure to credit risk is influenced mainly by cash and cash equivalents, trade receivables and financial assets measured at amortised cost. The Group continuously monitors defaults of customers and other counterparties and incorporates this information into its credit risk controls.

a) Credit risk management

i) Credit risk rating

The Group assesses and manages credit risk of financial assets based on following categories arrived on the basis of assumptions, inputs and factors specific to the class of financial assets.

A: Low credit risk on financial reporting date

B: Moderate credit risk

C: High credit risk

The Group provides for expected credit loss based on the following:

Asset group	Basis of categorisation	Provision for expected credit loss
Low credit risk	Cash and cash equivalents, other bank balances, loans, trade receivables and other financial assets	12 month expected credit loss
Moderate credit risk	Trade receivables, loans and other financial assets	Life time expected credit loss or 12 month expected credit loss
High credit risk	Trade receivables	Life time expected credit loss or fully provided for

In respect of trade receivables, the Group recognises a provision for lifetime expected credit loss.

Based on business environment in which the Group operates, a default on a financial asset is considered when the counter party fails to make payments within the agreed time period as per contract. Loss rates reflecting defaults are based on actual credit loss experience and considering differences between current and historical economic conditions.

Assets are written off when there is no reasonable expectation of recovery, such as a debtor declaring bankruptcy or a litigation decided against the Company. The Company continues to engage with parties whose balances are written off and attempts to enforce repayment. Recoveries made are recognised in statement of profit and loss.

(₹ in Lakhs)

Credit rating	Particulars	31 March 2026	31 March 2025
A: Low credit risk	Cash and cash equivalents, other bank balances, loans, trade receivables and other financial assets	3,14,961.93	2,73,041.78
B: Moderate credit risk	Trade receivables, loans and other financial assets	4,015.50	3,070.82
C: High credit risk	Trade receivables	15,032.67	9,894.30

ii) Concentration of trade receivables

The Group's exposure to credit risk for trade receivables is as follows -

(₹ in Lakhs)

Particulars	31 March 2026	31 March 2025
Hydro Carbon	46,565.12	36,286.42
Infrastructure	7,706.13	8,063.30
Chemical Fertilizer	5,017.86	7,503.49
Metallurgy	237.36	233.96
Power	2.22	37.73
Others	6,687.09	4,584.55
Total	**66,215.78**	**56,709.45**

b) Credit risk exposure

(i) Provision for expected credit losses

The Group provides for 12 month expected credit losses for following financial assets –

31 March 2026

(₹ in Lakhs)

Particulars	Estimated gross carrying amount at default	Expected credit losses	Carrying amount net of impairment provision
Cash and cash equivalents	8,779.46	-	8,779.46
Other bank balances	1,27,610.65	-	1,27,610.65
Loans	15,388.01	3.16	15,384.85
Other financial assets	1,16,016.20	757.08	1,15,259.12

31 March 2025

(₹ in Lakhs)

Particulars	Estimated gross carrying amount at default	Expected credit losses	Carrying amount net of impairment provision
Cash and cash equivalents	13,864.12	-	13,864.12
Other bank balances	1,18,825.93	-	1,18,825.93
Loans	14,329.30	3.16	14,326.14
Other financial assets	82,278.10	695.46	81,582.64

(ii) Expected credit loss for trade receivables under simplified approach

As at 31 March 2026

(₹ in Lakhs)

Particulars	0 - 90 Days	90 - 180 Days	180 - 270 Days	270 - 360 Days	360 -450 Days	450 - 540 Days
Gross carrying value	23,957.00	8,875.00	6,789.15	5,807.46	1,460.07	2,238.56
Expected credit loss (provision)	349.81	442.10	760.47	389.51	230.14	330.26
Carrying amount (net of impairment)	23,607.19	8,432.90	6,028.68	5,417.95	1,229.92	1,908.30

(₹ in Lakhs)

Particulars	540- 630 Days	630 - 720 Days	720 - 1095 Days	>1095 days
Gross carrying value	313.50	550.81	1,190.75	15,033.48
Expected credit loss (provision)	144.30	206.77	401.89	15,032.67
Carrying amount (net of impairment)	169.20	344.05	788.86	0.80

As at 31 March 2025

(₹ in Lakhs)

Particulars	0 - 90 Days	90 - 180 Days	180 - 270 Days	270 - 360 Days	360 -450 Days	450 - 540 Days
Gross carrying value	24,910.78	5,463.04	2,356.31	5,119.77	1,012.62	366.11
Expected credit loss (provision)	253.13	189.29	167.70	350.91	126.00	71.89
Carrying amount (net of impairment)	24,657.65	5,273.75	2,188.61	4,768.86	886.62	294.22

(₹ in Lakhs)

Particulars	540- 630 Days	630 - 720 Days	720 - 1095 Days	>1095 days
Gross carrying value	473.92	399.69	2,474.26	14,132.95
Expected credit loss (provision)	147.12	145.29	920.86	9,894.30
Carrying amount (net of impairment)	326.80	254.40	1,553.40	4,238.65

The group's credit period generally ranges from 30-60 days.

Reconciliation of loss provision – lifetime expected credit losses

(₹ in Lakhs)

Reconciliation of loss allowance	Loans	Other financial assets	Trade receivables
Loss allowance as on 1 April 2024	**3.16**	**735.02**	**12,880.59**
Impairment loss recognised/reversed during the year	-	(39.56)	(10.94)
Amounts written off	-	-	(603.15)
Loss allowance on 31 March 2025	**3.16**	**695.46**	**12,266.50**
Impairment loss recognised/reversed during the year	-	61.62	6,027.02
Amounts written off	-	-	(5.59)
Loss allowance on 31 March 2026	**3.16**	**757.08**	**18,287.93**

(B) Liquidity risk

Liquidity risk is the risk that the Group will encounter difficulty in meeting the obligations associated with its financial liabilities that are settled by delivering cash or another financial asset. The Group's approach to managing liquidity is to ensure as far as possible, that it will have sufficient liquidity to meet its liabilities when they are due.

Management monitors rolling forecasts of the liquidity position and cash and cash equivalents on the basis of expected cash flows. The Group takes into account the liquidity of the market in which the entity operates.

Maturities of financial liabilities

The tables below analyse the financial liabilities into relevant maturity groupings based on their contractual maturities.

(₹ in Lakhs)

31 March 2026	Less than 1 year	1 - 2 years	More than 2 years	Total
Non-derivatives				
Trade payable*	58,655.71	-	-	58,655.71
Security deposits and retentions	36,597.11	78.08	116.33	36,791.52
Capital creditors	1,890.03	-	-	1,890.03
Other financial liabilities (Others)	8,227.56	-	-	8,227.56
Total	**1,05,370.41**	**78.08**	**116.33**	**1,05,564.82**

(₹ in Lakhs)

31 March 2025	Less than 1 year	1 - 2 years	More than 2 years	Total
Non-derivatives				
Trade payable*	47,593.55	-	-	47,593.55
Security deposits and retentions	31,163.15	213.66	90.55	31,467.36
Capital creditors	2,566.76	-	-	2,566.76
Other financial liabilities (Others)	5,078.51	-	-	5,078.51
Total	**86,401.97**	**213.66**	**90.55**	**86,706.18**

* Includes ₹ 3,369.19 lakhs (31 March 2025: ₹ 3,369.19 lakhs) outstanding for more than 2 years.

(C) Market risk

(i) Foreign exchange risk

The Group has international transactions and is exposed to foreign exchange risk arising from foreign currency transactions (imports and exports). Foreign exchange risk arises from future commercial transactions and recognised assets and liabilities denominated in a currency that is not the functional currency. The Group does not hedge its foreign exchange receivables/payables.

Foreign currency risk exposure:

(₹ in Lakhs)

Particulars	Currency	31 March 2026	31 March 2025
Trade payables, security deposits and retentions	EURO	4,758.54	185.15
	AED	1,986.00	1,131.34
	USD	678.41	476.41
	GBP	572.32	492.59
	SAR	461.80	-
	Others	97.01	55.48
Trade receivables and security deposits	USD	15,145.96	13,680.80
	AED	2,207.11	2,453.87
	SAR	7.20	-
	EURO	2.98	2.54
	GBP	1.86	1.66
	Others	692.36	205.23
Cash and bank balance	AED	1,558.17	3,424.95
	SAR	271.71	-
	USD	19.03	2.79
	GBP	39.49	34.48
	Others	133.44	128.17

Sensitivity

The sensitivity of profit or loss to changes in the exchange rates arises mainly from foreign currency denominated financial instruments.

(₹ in Lakhs)

Particulars	Currency	Exchange rate increase by 1%		Exchange rate decrease by 1%	
		31 March 2026	31 March 2025	31 March 2026	31 March 2025
Trade payables, security deposits and retentions	EURO	(47.59)	(1.85)	47.59	1.85
	AED	(19.86)	(11.31)	19.86	11.31
	USD	(6.78)	(4.76)	6.78	4.76
	GBP	(5.72)	(4.93)	5.72	4.93
	SAR	(4.62)	-	4.62	-
	Others	(0.97)	(0.55)	0.97	0.55
Trade receivables and deposits	USD	151.46	136.81	(151.46)	(136.81)
	AED	22.07	24.54	(22.07)	(24.54)
	SAR	0.07	-	(0.07)	-
	EURO	0.03	0.03	(0.03)	(0.03)
	GBP	0.02	0.02	(0.02)	(0.02)
	Others	6.92	2.05	(6.92)	(2.05)
Cash and bank balance	AED	15.58	34.25	(15.58)	(34.25)
	SAR	2.72	-	(2.72)	-
	USD	0.19	0.03	(0.19)	(0.03)
	GBP	0.39	0.34	(0.39)	(0.34)
	Others	1.33	1.28	(1.33)	(1.28)

(ii) Price risk

The Group's exposure to price risk arises from investments held and classified as FVTPL. To manage the price risk arising from investments in mutual funds, the Group diversifies its portfolio of assets.

Sensitivity analysis

Profit or loss and equity is sensitive to higher/lower prices of instruments on the profit for the periods -

(₹ in Lakhs)

Particulars	31 March 2026	31 March 2025
Price sensitivity		
Price increase by (3 %)- FVTPL	250.40	17.37
Price decrease by (3 %)- FVTPL	(250.40)	(17.37)

Note –36
Capital management

The Group's objectives when managing capital are:

- To ensure Group's ability to continue as a going concern, and
- To provide adequate return to shareholders

The Group manages its capital structure and makes adjustments to it in the light of changes in economic conditions and the risk characteristics of the underlying assets. In order to maintain or adjust the capital structure, the Group may adjust the amount of dividends paid to shareholders, return capital to shareholders or issue new shares.

The amounts managed as capital by the Group are summarised as follows:

(₹ in Lakhs)

Particulars	31 March 2026	31 March 2025
Equity share capital	28,102.13	28,102.13
Other equity	2,86,471.14	2,38,825.96

The Group has no outstanding debt as at the end of the respective years. Accordingly, the Group has nil capital gearing ratio as at 31 March 2026 and 31 March 2025.

Note –37
Dividends

(₹ in Lakhs)

Nature	31 March 2026	31 March 2025
Cash dividend on equity shares declared		
Final dividend for 31 March 2025 (₹ 2.00 per share) (previous year 31 March 2024: ₹ 1.00 per share)	11,240.85	5,620.42
Interim dividend for 31 March 2026 (₹ 2.50 per share) (previous year 31 March 2025: ₹ 2.00 per share)	14,051.06	11,240.85
Total	**25,291.91**	**16,861.27**

(₹ in Lakhs)

Proposed dividend on equity shares	31 March 2026	31 March 2025
Proposed Final dividend for 31 March 2026 (₹ 2.50 per share) (previous year 31 March 2025: ₹ 2.00 per share)	14,051.06	11,240.85
Total	**14,051.06**	**11,240.85**

Proposed dividend on equity shares is subject to approval at the annual general meeting and are not recognised as liability.

Note – 38
Related Parties Disclosures

As required by Ind-AS 24, "Related Party Disclosures" are given below:

Particulars	Principal place of business	Ownership interests	Accounted on
TEIL Projects Limited("TEIL") (Under liquidation)	India	50%	Stated at cost as per the provisions of Ind AS 27 'Separate Financial Statements'
Ramagundam Fertilizers and Chemicals Limited ("RFCL")	India	26%	
LLC Bharat Energy Office ("BEO")	Russia	20%	

Serial Number	Name of the Related Party	Nature of Relationship
1.	TEIL Projects Limited ("TEIL") – Under Liquidation	Joint venture company
2.	Ramagundam Fertilizers and Chemicals Limited ("RFCL")	Joint venture company
3.	Oil And Gas Exploration and Production Block No. CB-ONN-2010/8*	Joint operation - Participating Interest 22.22%
4.	Oil And Gas Exploration and Production Block No. CB-ONN-2010/11 *	Joint operation - Participating Interest 23.53%
5.	LLC Bharat Energy Office ("BEO")	Associate company
6.	EIL Employees Gratuity Trust	Trust
7.	EIL Employees PF Trust	Trust
8.	EIL Employees DCS Trust	Trust
9.	**Directors/Key management personnel (KMP) (31 March 2026)**	
	Mr. Praveen M. Khanooja	Chairman & Managing Director (Addl. Charge w.e.f. 01.03.2026)
	Ms. Vartika Shukla	Ceased to be Chairman & Managing Director w.e.f. 01.03.2026
	Mr. Arun Kumar	Director (Government Nominee)
	Ms. Karuna Gopal Vartakavi	Ceased to be Non-Official Independent Director w.e.f. 28.03.2026
	Mr. Deepak Mhaskey	Ceased to be Non-Official Independent Director w.e.f. 28.03.2026
	Mr. Kapil Verma	Director (Government Nominee) w.e.f. 19.06.2025
	Mr. Mahesh Kumar Goyal	Non-Official Independent Director w.e.f. 16.05.2025
	Mr. Shambhu Nath Keshri	Non-Official Independent Director w.e.f. 21.05.2025
	Mr. Sanjay Jindal	Director (Finance) & C.F.O
	Mr. Atul Gupta	Director (Commercial)
	Mr. Rajiv Agarwal	Director (Technical)
	Mr. Subhas Balakumar	Director (Projects)
	Mr. Rupesh Kumar Singh	Director (HR)
	Mr. Suvendu Kumar Padhi	Company Secretary
	Mr. Praveen M. Khanooja	Chairman (CEIL) w.e.f. 12.03.2026
	Mr. R.K. Singh	Director (CEIL)
	Mr. R.P. Batra	Director (CEIL)
	Mr. Upendra Kumar Verma	Director (CEIL) w.e.f. 11.12.2025
	Ms. Jayati Ghosh	Director (CEIL) till 31.08.2025
	Mr. Rajiv Ranjan	Chief Executive Officer (CEIL)
	Ms. P. Nagini	Chief Financial Officer (CEIL)
	Ms. Jaya Totlani	Company Secretary (CEIL)
10.	**Directors/Key management personnel (KMP) (31 March 2025)**	
	Smt. Vartika Shukla	Chairman & Managing Director
	Mr. Arun Kumar	Director (Government Nominee) w.e.f. 14.05.2024
	Ms. Karuna Gopal Vartakavi	Ceased to be Non-Official Independent Director w.e.f. 08.11.2024. Reappointed as Non-Official Independent Director on 28.03.2025.
	Mr. Deepak Mhaskey	Ceased to be Non-Official Independent Director w.e.f. 08.11.2024. Reappointed as Non-Official Independent Director on 28.03.2025.

Serial Number	Name of the Related Party	Nature of Relationship
	Mr. Rohit Mathur	Ceased to be the Director (Government Nominee) w.e.f. 10.05.2024.
	Mr. Harish kumar Madhusudan Joshi	Ceased to be Non-Official Independent Director w.e.f. 08.11.2024.
	Dr. Prashant Vasantrao Patil	Ceased to be Non-Official Independent Director w.e.f. 08.11.2024.
	Mr. Ravi Shanker Prasad Singh	Ceased to be Non-Official Independent Director w.e.f. 08.11.2024.
	Mr. Jai Prakash Tomar	Ceased to be Non-Official Independent Director w.e.f. 08.11.2024.
	Mr. Rajeev Gupta	Ceased to be Director (Projects) w.e.f. 01.10.2024
	Mr. Sanjay Jindal	Director (Finance) & C.F.O
	Mr. Atul Gupta	Director (Commercial) & Addl. Charge Director (Projects) w.e.f. 01.10.2024 to 14.11.2024
	Mr. Rajiv Agarwal	Director (Technical) & Addl. Charge Director (HR) w.e.f. 01.10.2024 to 20.12.2024
	Mr. Subhas Balakumar	Director (Projects) w.e.f. 14.11.2024.
	Mr. Rupesh Kumar Singh	Director (HR) w.e.f 20.12.2024
	Mr. Suvendu Kumar Padhi	Company Secretary
	Ms. Jayati Ghosh	Director (CEIL)
	Mr. R.P. Batra	Director (CEIL)
	Mr. S. Balakumar	Director (CEIL) till 09.12.2024
	Mr. R.K. Singh	Director (CEIL) w.e.f. 19.12.2024
	Mr. Rajiv Ranjan	Chief Executive Officer (CEIL)
	Ms. P. Nagini	Chief Financial Officer (CEIL)
	Ms. Jaya Totlani	Company Secretary (CEIL)

* These have been accounted for as joint operation in financial statements of the Group.

Related party transactions

A. Transactions during the year

(₹ in Lakhs)

Particulars	Year Ended	Joint Venture Companies	Associate Company	Joint Operations		EIL Employees Trust			Total
		RFCL	BEO	Block 2010-11	Block 2010-8	Gratuity Trust	PF Trust	DCS Trust	
Deputation of employees and reimbursement of expenses (at cost)	31 March 2026	238.96	-	-	-	-	-	-	238.96
	31 March 2025	294.01	-	-	-	-	-	-	294.01
Rendering of services and other transactions	31 March 2026	-	-	-	-	-	-	-	-
	31 March 2025	38.85	-	-	-	-	-	-	38.85
Survey cost, capital expenditure and other costs (Cash Call)	31 March 2026	-	-	42.13	-	-	-	-	42.13
	31 March 2025	-	-	65.41	75.51	-	-	-	140.92
Income from Exploration & production activities	31 March 2026	-	-	28.96	-	-	-	-	28.96
	31 March 2025	-	-	73.43	-	-	-	-	73.43
Office Maintenance/ Administrative Expenses	31 March 2026	-	88.35	-	-	-	-	-	88.35
	31 March 2025	-	67.33	-	-	-	-	-	67.33
Employers contribution	31 March 2026	-	-	-	-	885.17	6,576.06	1,593.61	9,054.84
	31 March 2025	-	-	-	-	-	18,871.61	1,766.09	20,637.70

B. Balances during the year

(₹ in Lakhs)

Particulars	As at	Joint Venture Companies	Associate Company	Joint Operations		EIL Employees Trust			Total
		RFCL	BEO	Block 2010-11	Block 2010-8	Gratuity Trust	PF Trust	DCS Trust	
Outstanding receivables/unbilled/ advances paid/prepaid /deposits and other assets	31 March 2026	63.62	-	9.93	1.83	-	295.28	-	370.66
	31 March 2025	1,035.57	-	17.03	1.83	-	255.06	-	1,309.49
Outstanding payable/ retentions	31 March 2026	-	67.15	31.52	120.10	-	-	-	218.77
	31 March 2025	-	15.75	27.69	92.00	-	-	-	135.44
Intangible assets under development & PPE (net of impairment)	31 March 2026	-	-	72.40	-	-	-	-	72.40
	31 March 2025	-	-	101.60	-	-	-	-	101.60
Employers contribution Outstanding	31 March 2026	-	-	-	-	(947.49)	558.11	-	(389.38)
	31 March 2025	-	-	-	-	885.17	532.35	-	1,417.52

The sales to and purchases from related parties are made on terms equivalent to those that prevail in arm's length transactions. Outstanding balances at the year-end are unsecured and interest free and settlement occurs in cash. There have been no guarantees provided or received for any related party receivables or payables. For the year ended 31 March 2026, the Group has recorded impairment of trade receivables relating to amounts owed by related parties using simplified approach as per the provisions of Ind AS 109. This assessment is undertaken each financial year through examining the financial position of the related parties.

C. Transactions and balances pertaining to KMP's

(₹ in Lakhs)

Particulars	31 March 2026	31 March 2025
Transaction during the year		
Short Term Employee Benefits	554.23	500.91
Post Employment Benefits	199.67	99.77
Other Long-Term Benefits	39.77	56.28
Total Remuneration#	**793.67**	**656.96**
Sitting Fees	45.00	21.60
Interest income on loans given	1.84	2.01
Balance as at year end		
Outstanding loans, interest and other receivables	20.40	30.95

#This does not include the impact of provisions made on actuarial valuation of retirement benefits / long term benefit Schemes as the same are not separately ascertainable for individual directors.

Remuneration and Loan balances for KMP is reported for the period of tenure as KMP.

In respect of parent company, remuneration to Chairman and Managing Director and full time Directors are as per their appointment letters from the Ministry of Petroleum and Natural Gas, Government of India, New Delhi. They are also allowed to use the staff car for private journeys up to a ceiling of 1000 kms per month.

Chief Executive Officer & Chief Financial Officer of CEIL are on deputation from EIL and the salary for which is paid by Engineers India Limited. EIL raises monthly bills on the basis of man-hour cost as per agreement with the CEIL which are accounted for as professional charges, under the head "Manpower Services". The bills raised by EIL are on hourly basis and the bills are at actual cost-plus margin. EIL has also deputed other officials to CEIL and the same procedure is being followed for the billing purposes.

D. Loans to Specified persons

(₹ in Lakhs)

Particulars	31 March 2026		31 March 2025	
Type of Borrower	Loans Outstanding	% of Total Loans	Loans Outstanding	% of Total Loans
Director	20.40	0.13%	30.95	0.22%
Total	**20.40**	**0.13%**	**30.95**	**0.22%**

E. Defined benefit obligation for key management personnel

Funded

(₹ in Lakhs)

Defined benefit obligation for key management personnel related to Engineers India Limited						
Particulars	Gratuity (funded)		Leave encashment (funded)		Post-retirement medical benefits (funded)	
	31 March 2026	31 March 2025	31 March 2026	31 March 2025	31 March 2026	31 March 2025
Total defined benefit obligation	119.45	101.37	189.60	189.41	98.25	96.68

Unfunded

(₹ in Lakhs)

Defined benefit obligation for key management personnel related to Engineers India Limited				
Particulars	Long service award (unfunded)		Other benefits on retirement (unfunded)	
	31 March 2026	31 March 2025	31 March 2026	31 March 2025
Total defined benefit obligation	0.19	0.17	3.56	3.74

Note – 39
Ind AS 116 - Leases

A. Group as a lessee

The Group lease asset primarily consist of leases of lands, cars, office/residential premises and Computer Hardware. The Group assesses whether a contract contains a lease, at inception of a contract. A contract is, or contains, a lease if the contract conveys the right to control the use of an identified asset for a period of time in exchange for consideration.

At the date of commencement of the lease, the Group recognizes a right-of-use asset ("ROU") and a corresponding lease liability for all lease arrangements in which it is a lessee, except for leases with a term of twelve months or less (short-term leases) and low value leases.

Lease Liabilities:

Reconciliation of Lease Liabilities:

(₹ in Lakhs)

Particulars	31 March 2026	31 March 2025
Balance at the beginning	2,213.64	3,301.64
Non-Cash Changes :		
Additions	886.73	342.46
Finance cost accrued during the year	178.96	234.07
Deletion	(37.54)	(10.14)
Foreign exchange (gain)/loss on restatement of lease	43.62	-
Cash Changes :		
Payment of lease liabilities	(1,605.22)	(1,654.39)
Balance at the end	**1,680.19**	**2,213.64**

The following is the break-up of current and non-current lease liabilities:

(₹ in Lakhs)

Particulars	31 March 2026	31 March 2025
Current lease liabilities	891.64	1,252.00
Non-Current lease liabilities	788.55	961.64
Total	**1,680.19**	**2,213.64**

The detail regarding the maturity analysis of lease liabilities on undiscounted basis is as follows:

(₹ in Lakhs)

Particulars	31 March 2026	31 March 2025
Less than one year	988.73	1,380.93
One year to two years	616.03	671.18
More than two years	212.59	352.91
Total	**1,817.35**	**2,405.02**

The Group does not face a significantly liquidity risk with regard to its lease liabilities as the current assets (including cash and bank balances) are sufficient to meet the obligations related to lease liabilities as and when they fall due.

Amount Recognised in Statement of Profit & Loss

(₹ in Lakhs)

Particulars	31 March 2026	31 March 2025
Depreciation on right-of-use assets	1,372.27	1,459.83
Interest expense on lease liabilities	178.96	234.07
Expenses relating to short term lease	1,671.83	1,371.68

The present value of lease payments is calculated using the rate provided by the banker as MCLR plus spread as incremental borrowing rate since the company is not having any borrowings.

B. Group as a lessor

The Group has given certain office/residential premises on operating lease.

Amount Recognised in Statement of Profit & Loss:

Particulars	31 March 2026	31 March 2025
Rental Income from operating Lease	₹ 2,332.58 Lakhs (including reimbursement of operating expenditure of ₹ 405.65 Lakhs)	₹ 2,223.97 Lakhs (including reimbursement of operating expenditure of ₹ 444.86 Lakhs)

The detail regarding the contractual maturities of lease payments to be received on undiscounted basis is as follows:

(₹ in Lakhs)

Particulars	31 March 2026	31 March 2025
Less than one year	599.80	1,529.57
One year to two years	218.81	387.06
Two years to three years	109.24	26.31
Three years to four years	97.50	-
Four years to five years	6.98	-
More than five years	-	-
Total	**1,032.33**	**1,942.94**

Note – 40

- **Contingent liabilities and commitments related to Engineers India Limited**

A. Contingent Liabilities:

Below are the contingent liabilities of the parent company existing as on reporting date.

(₹ in Lakhs)

Sl No.	Particulars	Note Reference	As at March 31, 2026	As at March 31, 2025
1	Claim Not acknowledge as debt	(a)		
	- Commercial Claim	(i)	19,660.75	24,009.73
	- Employees Claim	(ii)	184.85	184.85
	- Others		27.69	19.26
	Sub Total – A		**19,873.29**	**24,213.84**
2	Other money for which the company is contingently liable.			
	- Demand raised by authorities against which appeals are pending in different forums (Under Indirect Tax Matters)	(b)		
	- VAT*	(i) to (vi)	50,780.69	48,384.69
	- GST	(vii) to (ix)	3,552.48	3,264.57
	Sub Total- B		**54,333.17**	**51,649.26**
	Total (A+B)		**74,206.46**	**75,863.10**

Note * In terms of the contract(s) entered into with the client, the liability shall be reimbursed by the client whenever, it reaches to its finality.

a) Claims against the Parent Company not acknowledged as debt.

(i) Commercial claims including employee's claims pending in the Courts or lying with Arbitrators amounting to ₹ 19,845.60 Lakhs (previous year 31 March 2025: ₹ 24,194.58 Lakhs).

(ii) During the year an amount of ₹ 27.69 Lakhs (previous year 31 March 2025: ₹ 19.26 Lakhs) reduced from vendors invoices for 'delayed supply' on account of PRS in terms of provision of contract, for which credit note is yet to be received.

b) (i) Parent Company has filed a Special Leave Petition (SLP) before Hon'ble Supreme Court against the dismissal of Writ appeal filed before Hon'ble Karnataka High Court against VAT Assessment Order of Deputy Commissioner of Commercial Taxes dated 29th July 2016 levying tax of ₹ 5,253.20 Lakhs (including interest and penalty) (previous year 31 March 2025: ₹ 5,015.47 Lakhs including interest and penalty) for the financial year 2009-10.

(ii) Parent Company has filed a Special Leave Petition (SLP) before Hon'ble Supreme Court against the dismissal of Writ appeal filed before Hon'ble Karnataka High Court against the VAT Assessment Order of Deputy Commissioner of Commercial Taxes dated 14th March 2017 levying tax of ₹ 42,432.56 Lakhs (including interest and penalty) (previous year 31 March 2025: ₹ 40,452.56 Lakhs including interest and penalty) for the financial year 2010-11.

(iii) Parent Company has filed a Special Leave Petition (SLP) before Hon'ble Supreme Court against the dismissal of Writ appeal filed before Hon'ble Karnataka High Court against the VAT Assessment Order of Deputy Commissioner of Commercial Taxes dated 25th March 2019 levying tax of ₹ 944.67 Lakhs (including interest and penalty) (previous year 31 March 2025: ₹ 893.27 lakhs including interest and penalty) for the financial year 2013-14.

(iv) Parent Company has filed writ petition before Hon'ble Karnataka High Court against the Proposition Notice issued by Asst. Commissioner of Commercial Taxes dated 21st February 2019 for the financial year 2014-15. The Hon'ble Karnataka High Court vide order dated 25th April, 2019 issued directions to commercial tax department not to enforce demand order without leave of the court. However, the company received demand order dated 30th March, 2019 levying tax of ₹ 1,196.36 Lakhs (including interest and penalty) (previous year 31 March 2025: ₹ 1,128.13 lakhs including interest and penalty) on 2nd May, 2019.

(v) Parent Company has filed writ petition before Hon'ble Karnataka High Court against the VAT Assessment Order of Deputy Commissioner of Commercial Taxes dated 30th September 2020 levying tax of ₹ 877.25 Lakhs (including interest and penalty) (previous year 31 March 2025: ₹ 824.02 lakhs including interest and penalty) for the financial year 2015-16.

(vi) Parent Company has filed writ petition before Hon'ble Karnataka High Court against the VAT Assessment Order of Deputy Commissioner of Commercial Taxes dated 27th April 2021 levying tax of ₹ 76.65 Lakhs (including interest and penalty) (previous year 31 March 2025: ₹ 71.24 lakhs including interest and penalty) for the financial year 2016-17.

(vii) Parent Company has filed writ petition before Hon'ble Delhi High Court against the order dated 30.04.2024 issued u/s 73 of CGST Act, 2017 by GST Officer of Department of Trade and Taxes Delhi for FY 2018-19 with tax demand of ₹ 3,527.59 Lakhs (including Interest and Penalty) (previous year 31st March 2025: ₹ 3,261.38 Lakhs including interest and penalty) on the grounds of limitation. The parent company has also filed appeal before GST Appellate Authority against the above order on merits.

(viii) Parent Company has filed appeal before Assam GST Appellate Authority against the order dated 30.04.2024 issued u/s 73 of CGST Act, 2017 by Deputy Commissioner of State Tax, Assam for FY 2018-19 with tax demand of ₹ 3.43 Lakhs (including Interest and Penalty) (previous year 31st March 2025: ₹ 3.19 Lakhs including interest and penalty).

(ix) Parent Company has filed appeal before Gujarat GST Appellate Authority against the order dated 08.12.2025 issued u/s74 of CGST Act, 2017 by State Tax Officer of Gujarat for FY 2018-19 with tax demand of ₹21.46 Lakhs (Including Interest and Penalty).

In terms of the contract(s) entered into with the client, the liability as referred to in S.no. (i) to (vi) above shall be reimbursed by the client whenever, it reaches to its finality.

In respect of above contingent liabilities, it is not probable to estimate the timing of cash outflow, if any, pending the resolution of Arbitration/Appellate/Court/assessment proceedings.

B. Commitments:

a) Property, plant and equipment – estimated amount of contracts remaining to be executed on capital account (net of advances) and not provided for amount to ₹ 3,855.05 Lakhs (inclusive of taxes wherever applicable) (previous year 31 March 2025: ₹ 6,171.95 Lakhs (inclusive of taxes wherever applicable)).

b) The Company's estimated share in work programmes committed under production sharing contract and Field development plan in respect of oil & gas exploration blocks as on 31 March 2026 is ₹ 859.03 Lakhs (previous year 31 March 2025: ₹ 3,620.46 Lakhs).

c) Commitment towards Right issue of equity shares w.r.t. M/s Numaligarh Refinery Limited is Nil (Previous year 31 March 2025: ₹ 3,457.75 Lakhs).

- **Contingent liabilities related to Certification Engineers International Limited ('CEIL')**

A. Contingent liabilities:

a) The company has received a demand of ₹ 117.98 lakh for financial year 2019-20 from GST department. The company is disagreeing with demand and has filed a reply against the demand order.

b) The Company has filed an application for rectification (u/s 154) of processing mistakes amounting to ₹ 63.24 Lakhs for the assessment year 2016-17 and for ₹ 124.37 Lakhs for the assessment year 2015-16.

c) The company has received a demand of ₹ 7.17 lakh in intimation u/s 143(1) for assessment year 2021-22 from Income Tax department.

d) One of our employee, was sent on assignment to offshore field with ONGC. He proceeded for assignment to offshore on 12.04.2021 and was stationed on Board Barge Papaa 305. On 17.05.2021, Cyclone Tauktae struck Mumbai offshore and Barge Papaa 305 got sunk. Unfortunately, our employee was not amongst the survivors. The status of our employee is still unknown as on 31.03.2026. Board has accorded the approval for payment of adhoc amount of ₹ 50,000/- per month to the wife of the employee and he is covered under company's Group Personal Accident Insurance.

- **Contingent liabilities, Commitments & Contingent Assets related to Ramagundam Fertilizers and Chemicals Limited ('RFCL')**

A. Contingent liabilities:

(a) The company has received Claims by the contractors under capital works amounting to ₹ 4,503.17 Lakhs (previous year 31 March 2025: ₹ 13,501.67 Lakhs), out of which Group's share is of ₹ 1,170.82 Lakhs (previous year 31 March 2025: ₹ 3,510.43 Lakhs).

(b) The Company has disputed statutory dues for Renewable Power purchase obligation amounting to ₹ 145.96 lakhs (previous year 31 March 2025: Nil), out of which Group's share is of ₹ 37.95 Lakhs (previous year 31 March 2025: Nil).

B. Capital Commitments:

The company has Estimated amount of contracts remaining to be executed on capital accounts and not provided for (net of advances) amounting to ₹ 20,657.68 Lakhs (previous year 31 March 2025: ₹ 1,735.40 Lakhs), out of which Group's share is of ₹ 5,371 Lakhs (previous year 31 March 2025: ₹ 451.20 Lakhs).

Note – 41 Guarantees

a) Guarantees issued by the banks and outstanding as on 31 March, 2026: ₹ 1,33,397.37 Lakhs, (previous year 31 March 2025: ₹ 73,041.85 Lakhs), against which a provision of ₹ 52,481.82 Lakhs (previous year 31 March 2025: ₹ 45,361.06 Lakhs) has been made in the books towards liability for performance guarantees/warranties.

b) Letter of credit outstanding as on 31 March, 2026: ₹ 11,711.16 Lakhs (previous year 31 March 2025: Nil).

c) Corporate Guarantees issued by the Company on its behalf for contractual performance and outstanding as on 31 March, 2026: ₹ 7,550.40 Lakhs (previous year 31 March 2025: ₹ 10,069.11 Lakhs).

Note – 42
Land and buildings

i) Land and Buildings includes ₹ 0.07 Lakhs (previous year: 31 March 2025: ₹ 0.07 Lakhs) being amount invested as share money in Cooperative Housing Societies as detailed below:

Twintowers Premises Cooperative Society Limited, Mumbai	10 ordinary shares of ₹ 50 each fully paid.
Gardenview Premises Cooperative Society Limited, Mumbai	10 ordinary shares of ₹ 50 each fully paid.
Heera Panna Towers Cooperative Housing Society Limited, Vadodara	10 ordinary shares of ₹ 50 each fully paid.
Suflam Cooperative Housing Society Limited, Ahmedabad	8 ordinary shares of ₹ 250 each fully paid.
Darshan Co-operative Society Limited, Vadodara	80 ordinary shares of ₹ 50 each fully paid.

ii) Additional Regulatory Information with respect to Title Deeds of Immovable properties

For the following Land and Buildings, property card/ lease deed is yet to be executed in the favour of the Parent Company:

Relevant line item in the Balance sheet	Description of item of property	Gross carrying value (Cost) (₹ in Lakhs)	WDV (₹ in Lakhs)	Title deeds held in the name of	Whether title deed holder is promoter, director or relative of promoter/director or employee of promoter/director	Property held since which date	Status with respect to the documents available in the name of the company
PPE	Two Flats at Viman Nagar, Pune	8.45 (previous year 31 March 2025: 8.45)	1.42 (previous year 31 March 2025: 1.62)	Engineers India Limited	-	02-08-1991	The following building documents are available: a) Sale Deed b) Agreement Matter has been taken up continuously with Konark Nagar society for issue of property card.
PPE	Six Flats in Andheri East, Mumbai	9.93 (previous year 31 March 2025: 9.93)	0.16 (previous year 31 March 2025: 0.16)	Engineers India Limited	-	29-12-1977	In this regard, following documents are available with company: 1) Registered sale agreement 2) Share certificate issued by Andheri Garden View Co-Op Housing Society Ltd. The matter is being followed with the society for issuing property card.
*Right of use Asset	Plot in District Kolhapur, Maharashtra	248.90 (previous year 31 March 2025: Nil	248.90 (previous year 31 March 2025: Nil	The title deed holder is Maharashtra Industrial Development Corporation (MIDC)	-	23-12-2025	The company has taken possession of the plot in December 2025. Lease deed of land by MIDC in favour of the company is executed on 6th May, 2026.

The fees for property card/mutation etc. for above properties, being not ascertainable has not been provided for.

*Gross carrying amount in respect of such plot represent the acquisition cost including provision for registration charges and stamp duty payable on execution on lease deed.

Further, the company is in the possession of 4,297.34 square meters out of the total area of 6,826.95 square meters comprising of 84 flats at Gokuldham, Goregaon (East) Mumbai. The Company has initiated action by filling an application for eviction under the Public Premises (Eviction of Unauthorised Occupants) Act 1971 and related proceedings under MLRC are in progress. The said property is partially presented as property, plant and equipment and partially as investment property.

Note – 43
Useful life of assets

i) The useful life and depreciation rates for fixed assets in terms of the Accounting Policy defined are as below :

Sl. No.	Particulars	Rates (%age)	Useful Life (Years)	Sl. No.	Particulars	Rates (%age)	Useful Life (Years)
1.	**Land Freehold**	Nil	Perpetual	**4.**	**Plant and Machinery**		
2.	**Land Leasehold**	Over a lease period except for perpetual lease Nil percentage	Over a lease period except for perpetual lease Nil percentage		Plant and Machinery	8.0	12
3.	**Building**				Laboratory Equipment	9.6	10
	Office Building	2.4	40		Storage Tank	6.0	16
	R&D Centre, Gurgaon	4.0	24	**5.**	**Furniture and Fixtures, Office and Construction Equipment**		
	Window/Split AC	15.84	6		Furniture and Fixtures	9.6	10
	AC Central Plant	6.5	15		Chairs	16.0	6
	Lifts	6.5	15		Office Equipment	19.2	5
	Electric Power Sub Station	9.6	10		Construction Equipment	12.0	8
	Invertors	19.2	5	**6.**	**Computer Software/ Hardware**		
	Solar photovoltaic modules	9.6	10				
	Solar power conditioning system	9.6	10		PC/Laptop/Printer	32.43	3
	Tube well and Pumps	19	5		Server, LAN and Networking Components	19.45	5
	Fire Alarm System	6.52	15		Projector, Video Conference Equipments	19.20	5
					Software *	33.33	3
	Fire Fighting System	9.5	10	**7.**	**Vehicles**	13.75	7
	Chilling Plant	9.6	10	**8.**	**Library Books**	100	1
	Rain Harvesting System	19.20	5				
	Building Management System	6.5	15				
	Hydraulic Access Control System	6.5	15				
	Roads	9.6	10				
	External Lighting	9.6	10				

* Software individually costing up to ₹ 5.00 Lakhs is fully amortized during the year of its acquisition.

Note – 44
Ind AS 115- Revenue from Contracts with Customers

Disaggregate revenue

The table below presents disaggregated revenues from contracts with customers disaggregated by nature of services and primary geographical region of Parent company. The Parent Company believe that this disaggregation best depicts how the nature, amount, timing and uncertainty of revenues and cash flows are affected by economic factors.

(₹ in Lakhs)

Particulars		31 March 2026	31 March 2025
Revenue by nature of services			
Consultancy and engineering projects		1,86,037.34	1,73,799.66
Turnkey projects		2,06,780.69	1,34,958.84
Total		**3,92,818.03**	**3,08,758.50**
Revenues by geographical region			
India	**(A)**	3,57,710.44	2,71,656.17
Overseas:	**(B)**		
United Arab Emirates (UAE)		16,083.52	15,503.85
Nigeria		9,536.52	8,482.74
Guyana		3,499.44	5,640.72
Mongolia		3,623.51	3,238.47
Kuwait		976.38	1,461.88
Algeria		728.93	1,026.41
Bahrain		645.98	958.30
Others		13.31	789.96
Total (B)		**35,107.59**	**37,102.33**
Total (A+B)		**3,92,818.03**	**3,08,758.50**

Trade receivables and Contract Balances of Parent Company

The following table provides information about Trade receivable, Contract assets and Contract Liabilities from Contract with Customers:

(₹ in Lakhs)

Particulars	31 March 2026	31 March 2025
Trade Receivables – Net of Allowance for expected credit losses	45,137.12	42,085.67
Contract Assets (Unbilled Revenue) – Net of Allowance for expected credit losses	1,09,670.23	80,121.39
Contract Liabilities (Income Received in Advance)	66,241.54	84,887.54
Advance received from clients	15,169.21	7,275.37

The Group classifies the right to consideration in exchange for deliverables as either a receivable or as unbilled revenue.

A receivable is a right to consideration that is unconditional upon passage of time. Trade receivable and unbilled revenue are presented net of impairment in the Balance Sheet.

Revenues in excess of Invoicing is recorded as unbilled revenue (contract assets) and is classified as a financial asset. Revenue recognition for Lump sum services and Turnkey contracts is based on percentage of completion method based on cost progress. Invoicing to the clients is based on milestones as defined in the contract. Revenue from Cost plus and rate plus jobs are recognized when the related services are performed and revenue from the end of the last invoicing to the reporting date is recognized as unbilled revenue.

Invoicing in excess of earnings are classified as Income received in advance (contract liabilities) and is classified as other current liabilities.

Disclosure related to Engineers India Limited (Parent Company)

During the year ended 31 March 2026 and 31 March 2025, ₹ 37,949.23 Lakhs and ₹ 31,689.83 Lakhs of Contract assets (unbilled revenue) as of 1 April 2025 and 1 April 2024 respectively has been reclassified to Trade receivables upon billing to customers.

During the year ended 31 March 2026 and 31 March 2025, the company recognized revenue of ₹ 46,497.97 Lakhs and ₹ 49,252.31 Lakhs arising from opening Contract liabilities (Income Received in Advance) as of 1 April 2025 and 1 April 2024 respectively.

Changes in contract assets are as follows:

(₹ in Lakhs)

Particulars	Year Ended 31 March 2026	Year Ended 31 March 2025
Balances at the beginning of the year	80,479.43	59,259.28
Invoices raised that were included in the contract assets balances at the beginning of the year	(37,949.23)	(31,689.83)
Increase due to revenue recognised during the year, excluding amounts billed during the year	67,510.45	52,909.98
Balances at the end of the year	1,10,040.65	80,479.43

Changes in unearned revenue are as follows:

(₹ in Lakhs)

Particulars	Year Ended 31 March 2026	Year Ended 31 March 2025
Balances at the beginning of the year	84,887.54	61,130.27
Revenue recognised that was included in the contract liability balance at the beginning of the year	(46,497.97)	(49,252.31)
Increase due to invoicing during the year, excluding amounts recognised as revenue during the year	27,851.97	73,009.58
Balances at the end of the year#	66,241.54	84,887.54

During the year ended 31 March, 2026, an amount of ₹ 4,237.85 lakhs has been transferred from contract liability to provision for doubtful debts.

During the year ended March 31, 2026, the company recognised revenue of ₹ 1,830.03 lakhs (previous year: ₹ 4,007.67 lakhs) from obligations satisfied in previous periods.

Remaining performance obligations of Parent Company

The remaining performance obligation disclosure provides the aggregate amount of the transaction price yet to be recognized at the end of the reporting period and an explanation as to when the Group expects to recognize these amounts in revenue. Performance obligation estimates are subject to change and are affected by several factors, including termination, changes in the scope of work, adjustment for revenue that has not materialized, and adjustment for currency.

The aggregate value of performance obligations that are completely or partially unsatisfied as of 31 March 2026 is ₹ 15,10,929.30 Lakhs. Out of this, the Company expects to recognize revenue of around 27% within the next one year and the remaining thereafter. The aggregate value of performance obligations that are completely or partially unsatisfied as of 31 March 2025 was ₹ 11,71,733.15 Lakhs.

The revenue recognised with the contracted price of Parent Company is as follows:

(₹ in Lakhs)

Particulars	31 March 2026	31 March 2025
Contracted price	3,88,321.04	3,07,701.40
Reduction towards variable consideration components*	3,335.70	4,866.14
Revenue recognised	**3,84,985.34**	**3,02,835.26**

* The reduction towards variable consideration comprises of price reduction.

Types of warranties and related obligations

The Parent company is executing consultancy and engineering services and turnkey contracts. The Parent company is providing provision for estimated liabilities on account of guarantees and warranties etc. in respect of consultancy and engineering services and turnkey contracts executed by the Parent Company. The said obligation covers performance as well as defect liability period defined in the respective contracts.

For turnkey contracts, the estimated liability on account of contractual obligations is provided at 1% of revenue recognized based on risk assessment made by the management. For consultancy and engineering services contracts the estimated liability on account of contractual obligations is provided as per assessment of probable liability made by the management based on liability clauses in respective contracts.

Disclosure related to Certification Engineers International Limited ('CEIL')

The following table provides information about Trade receivable, Contract assets and Contract Liabilities from Contract with Customers:

(₹ in Lakhs)

Particulars	31 March 2026	31 March 2025
Trade Receivables – Net of Allowance for expected credit losses	2,790.99	2,432.02
Contract Assets (Unbilled Revenue)	645.69	501.74
Contract Liabilities (Unearned Revenue)	8.85	8.85
Contract Liabilities (Advance from Customers)	530.30	468.55

During the year ended 31 March 2026 and 31 March 2025, ₹501.74 Lakhs and ₹ 500.37 Lakhs of Contract assets (unbilled revenue) as of 1 April 2025 and 1 April 2024 respectively has been reclassified to Trade receivables upon billing to customers.

Remaining performance obligations of CEIL

The remaining performance obligation disclosure provides the aggregate amount of the transaction price yet to be recognized at the end of the reporting period and an explanation as to when CEIL expects to recognize these amounts in revenue. Performance obligation estimates are subject to change and are affected by several factors, including termination, changes in the scope of work, adjustment for revenue that has not materialized, and adjustments for currency.

The aggregate value of performance obligations that are completely or partially unsatisfied as of 31 March 2026 is ₹ 16,003.95 Lakhs (previous year 31 March 2025: ₹ 6,047.96 Lakhs). Out of this, the CEIL expects to recognize revenue of around 58.71 % within the next one year and the remaining thereafter.

Note – 45
Disclosure under Ind AS 112 on "Disclosure of Interests in Other Entities"

A. Brief description of the Group's joint ventures

a) TEIL Projects Limited ('TEIL')

A joint venture with Tata Projects Limited was formed in the financial year 2008-09 for pursuing projects on engineering procurement and construction basis (EPC Projects) in selected sectors such as oil and gas, fertilizers, steel, railways, power and infrastructure.

TEIL has been formed in this regard having its Registered Office at New Delhi has an Authorized capital of ₹ 1,500 Lakhs (Previous year 31 March 2025: ₹ 1,500 lakhs) and Issued, Subscribed and Paid-up capital of ₹ 1,100 lakhs (Previous year 31 March 2025: ₹ 1,100 lakhs).

Of the issued, subscribed and paid-up capital, 5,500,000 shares of ₹ 10 each fully paid-up amounting ₹ 550.00 lakhs (previous year: 31 March 2025 ₹ 550.00 lakhs) are held by the Company, being 50% of paid-up capital of TEIL.

In the financial year 2015-16, it was decided to wind up TEIL and in this regard liquidator has already been appointed on 29 July 2016 and liquidation proceedings are in progress as per provisions of Companies Act.

Till 31 March 2021, the Company's share of negative 'other equity' of ₹ 541.61 Lakhs has been accounted for as impairment in value of investment.

During the current financial year 2025-2026, TEIL had a net loss of Nil.

During the year 2020-21, ₹ 8.39 lakhs towards final distribution of remaining funds of TEIL on account of return of Share capital of company has been received by the company.

b) Ramagundam Fertilizers and Chemicals Limited ('RFCL')

The Company has, along with National Fertilizers Limited (NFL) and Fertilizer Corporation of India Limited (FCIL) incorporated a joint venture for setting up and operation of a gas based urea and ammonia complex in February 2015 namely Ramagundam Fertilizers and Chemicals Limited ('RFCL') having registered office in Delhi.

The Company has Authorized share capital of ₹ 200,000 Lakhs (previous year: 31 March 2025: ₹ 200,000 Lakhs) consisting 20,000 Lakhs (Previous year: 31 March 2025: 20,000 Lakhs) equity shares of face value of ₹ 10 each.

The Shareholding of the RFCL, on the finalisation of project cost and requirement of equity for funding the project cost shall be in the following proportion:

Engineers India Limited (EIL): 26%

National Fertilizers Limited (NFL): 26%

The Fertilizer Corporation of India Limited (FCIL): 11%

State Government of Telangana: 11%

GAIL (India) Limited: 14.30%

HT Ramagundam A/s: 3.90%

Danish Agribusiness Fund IK/S: 3.90%

Investment Fund for Developing Countries: 3.90%

RFCL has entered into concession agreement with FCIL on 23 March 2016 towards award of rights and concession to the RFCL in regard to facility area (Lease hold land admeasuring approximately 1284 acre) for financing, designing, engineering, procurement, construction, development, operation and maintenance of the project.

In terms of Shareholders agreement (SHA), FCIL is to be issued equity shares equal to 11% of equity portion of the capital expenditure of the project. During the Financial year 2020-21 project cost estimate was revised to ₹6,33,816.00 Lakhs to be funded through equity of ₹ 1,89,025.00 Lakhs and accordingly total equity issuance to FCIL based on revised project cost is ₹ 20,793 Lakhs.

The paid up capital by Joint Venture Partners as on 31 March 2026 is as under:

(₹ in Lakhs)

Shareholder	31 March 2026		31 March 2025	
	No. of Shares held of face value of ₹ 10 each	Paid up Share Capital	No. of Shares held of face value of ₹ 10 each	Paid up Share Capital
EIL	4,914.62	₹ 49,146.24	4,914.62	₹ 49,146.24
NFL	4,914.62	₹ 49,146.24	4,914.62	₹ 49,146.24
FCIL	2,079.36	₹ 20,793.64	2,079.36	₹ 20,793.64
State Government of Telangana	2,079.26	₹ 20,792.64	2,079.26	₹ 20,792.64
GAIL (India) Limited	2,703.04	₹ 27,030.43	2,703.04	₹ 27,030.43
Others	2,211.60	₹ 22,115.81	2,211.60	₹ 22,115.81
Total	**18,902.50**	**₹ 1,89,025.00**	**18,902.50**	**₹ 1,89,025.00**

Summarised financial information for Joint Venture is set out below:

(₹ in Lakhs)

Particulars	31 March 2026	31 March 2025
Cash and cash equivalents	129.34	9,318.82
Other Current assets	1,75,973.34	1,88,172.27
Total Current assets (A)	**1,76,102.68**	**1,97,491.09**
Non-current assets (B)	**4,53,915.42**	**4,82,690.91**
Current financial liabilities (excluding trade payables and provisions)	1,61,248.10	1,36,165.97
Trade payables and provisions	39,214.75	50,189.82
Other Current liabilities	598.38	561.10
Total Current liabilities (C)	**2,01,061.23**	**1,86,916.89**
Non-current financial liabilities (excluding trade payables and provisions)	2,32,976.53	3,17,085.45
Other Non-current liabilities	4,491.92	2962.98
Total Non-current liabilities (D)	**2,37,468.45**	**3,20,048.43**
Net assets (A+B-C-D)	**1,91,488.42**	**1,73,216.68**
Net Assets recognised in consolidated financial statements	**49,786.73**	**45,036.08**
Capital Expenditure during the year	6,345.59	4,393.08
Right of use Assets addition during the year	43.22	341.05
Capital Work in Progress	(41.90)	308.55
Intangible Assets	1,341.02	13.22

Summarised Statement of profit and loss

(₹ in Lakhs)

Particulars	31 March 2026	31 March 2025
Revenue from operations	3,74,567.35	5,26,316.42
Interest income	2,331.48	2,252.43
Other income	729.23	551.11
Total revenue (A)	**3,77,628.06**	**5,29,119.96**
Depreciation and Amortization	30,549.98	29,785.16
Interest Expenses	33,109.11	44,412.03
Other expense	2,89,596.73	3,99,664.25
Total expenses (B)	**3,53,255.82**	**4,73,861.44**
Profit before tax (C = A-B)	24,372.24	55,258.52
Tax expense (D)	6,154.63	13,827.73
Profit/(Loss) for the year (E = C-D)	**18,217.61**	**41,430.79**
Other comprehensive income (F)	54.13	(19.40)
Total comprehensive income (E+F)	**18,271.74**	**41,411.39**
Group's Share in above:		
Profit/(Loss) for the period	**4,736.58**	**10,772.01**
Other Comprehensive Income	**14.07**	**(5.04)**
Total Comprehensive Income	**4,750.65**	**10,766.97**

Group's share in Capital Commitments and Contingent Liabilities in respect of Joint Venture is as under:

(₹ in Lakhs)

Particulars	31 March 2026	31 March 2025
Capital Commitments	5,371.00	451.20
Contingent Liabilities	1,208.77	3,510.43

B. Brief description of the Group's Associates

a) LLC Bharat Energy Office ('BEO') –Associate Company

During the financial year 2021-22, the Company along with ONGC Videsh Singapore Pte. Ltd., GAIL (India) Limited, IOCL Singapore Pte. Ltd. and Oil India International Pte. Ltd. having participating interest of 20% each has incorporated a Limited Liability Company namely LLC Bharat Energy Office in Russia to facilitate liaising with the Russian petroleum industry and to monitor the existing investments.

The accounts of BEO LLC were drawn up as at 31 December 2025, due to local legal requirements. However, the group has made adjustments for the subsequent period to the data as at 31 March 2026. Hence, un-audited accounts as on 31 March 2026 are considered for consolidation.

During the financial year 2021-22, company has contributed its 20% contribution amounting to ₹ 75.97 Lakhs.

Summarised financial information for Associate is set out below:

(₹ in Lakhs)

Particulars	31 March 2026	31 March 2025
Current assets	430.35	332.26
Non-current assets	353.68	453.08
Current liabilities	245.95	90.36
Non-current liabilities	197.04	423.47
Revenue	622.76	915.62
Profit or loss from continuing operations	14.03	90.69
Post-tax profit or loss from discontinued operations	7.32	74.12
Other comprehensive income	-	-
Total comprehensive income	7.32	74.12
Group's Share in above:		
Profit/(Loss) for the period	**1.46**	**14.82**

Till financial year ended 31 March 2026, the Company had incurred losses to the tune of RU 1,53,65,000 (previous year 31 March 2025: RU 1,59,85,000) of which the Company's share is RU 30,73,000 (equivalent Indian ₹ 36.26 Lakhs) (previous Year 31 March 2025: RU 31,97,000 (equivalent Indian ₹ 30.69 Lakhs)).

(b) Disclosure of Interest in Joint Operation

The Company has entered into Production Sharing Contracts with Government of India along with other partners for Exploration and Production of Oil and Gas. The Company is a non-operator and is having following participating interest in the ventures.

Block No.	Participating Interest@	Principal Place of Business
CB-ONN-2010/11	23.53%	India
CB-ONN-2010/08 #	22.22%	India

This block is under Relinquishment

The Company would share Expense/Income/Assets/Liabilities of the ventures on the basis of its percentage in the production sharing contracts. The detail of the Company's interest in blocks is as under:

Based on unaudited financial statements of Block No. CB-ONN-2010/08 and CB-ONN-2010/11 the revenue expenditure and capital expenditure has been accounted for in financial statements is as follows-:

The company's share of financial position of Joint Operations are as under:

(₹ in Lakhs)

Particulars	31 March 2026	31 March 2025
Assets		
- Intangible Assets under development (Net of Impairment)	-	-
- E&P assets producing property (Net of Impairment)	72.40	101.60
Liabilities		
- Provisions	25.98	25.98
- Other Liabilities	125.64	93.71
Income		
- Other Income	28.96	73.43
Expenditure (including depreciation and amortisation)	102.48	176.99
Net Results	(73.52)	(103.56)

Note: Including financial position of relinquished blocks.

DISCLOSURE RELATING EXPLORATION AND PRODUCTION ACTIVITIES

In compliance of Ind-AS-106 on "Exploration for and Evaluation of Mineral Resources", the disclosure of financial information relating to activity associated with the exploration for and evaluation of mineral resources (crude oil, natural gas etc.) are as under:

(₹ in Lakhs)

Particulars	31 March 2026	31 March 2025
(i) Assets (Intangible assets under development- Net of Impairement)	-	-
(ii) Liabilities	119.87	97.63
(iii) Income	-	-
(iv) Expenses	22.23	55.92
(v) Cash Flow		
- Net Cash from/(used) in operating activities	-	(75.52)
- Net Cash from/(used) in investing activities	-	-

@The original participating interest in production sharing contract of company in both blocks is 20% each. In Block No. CB-ONN-2010/08 and CB-ONN-2010/11 one of the consortium members has defaulted in its obligation towards cash calls. The Company along with other partners has acquired the share of defaulted partner in proportion to their original participating interest and the share of company is 22.22% and 23.53% in the blocks CB-ONN-2010/08 and CB-ONN-2010/11 respectively.

#In Block No. CB-ONN-2010/08, during the initial exploration period, two discoveries were made and the Field Development plan was approved by the Director General of Hydrocarbons (DGH). However, due to unviable project economies, BPRL has submitted a relinquishment proposal to DGH.

Quantitative Disclosure:

a. Crude Oil- Block CB-ONN-2010/11 (EIL Share @23.53%)

Particulars	Opening Stock		Production		Sales		Closing Stock	
Crude Oil	Qty. (MT)	Value (₹ in Lakhs)	Qty. (MT)	Value* (₹ in Lakhs)	Qty. (MT)	Value (₹ in Lakhs)	Qty. (MT)	Value (₹ in Lakhs)
Year ended 31st March, 2026	6.26	1.87	71.37	27.09	77.63	28.96	-	-
Year ended 31st March, 2025	6.12	3.45	172.78	-	172.64	73.43	6.26	1.87

* Production values not provided by the operator for previous year 31 March 2025.

b. Net Quantity of Company's Interest in Proved Reserves and Proved Developed Reserves Block CB-ONN-2010/11, Gujarat, India (EIL Share @23.53%)

Particulars	Proved Reserves		Proved Developed Reserves	
	2025-26	2024-25	2025-26	2024-25
Crude Oil (in '000 MT)				
Beginning of the year	1.512	1.682	1.512	1.682
Additions	-	-	-	-
Deletion	-	-	-	-
Production	0.07	0.17	0.07	0.17
Closing Balance	1.442	1.512	1.442	1.512

Notes : (i) The company is Non-operating partner in E&P blocks for which reserves are disclosed.

(ii) The initial oil and gas reserves assessment was made through respective operator of E&P Blocks. The year end oil reserves are estimated based on information obtained from operator.

(iii) E&P blocks are assessed individually for impairment.

Note – 46
Employee benefits

Disclosure in compliance with Ind -AS 19 on "Employee Benefits" is as under:

Disclosure related to Engineers India Limited (Parent Company)

Defined Contribution Plan

Superannuation Fund

The Corporation has Superannuation – Defined Contribution Scheme (DCS) maintained by "Superannuation Pension Trust" wherein Employer makes a monthly contribution of a certain percentage of 'Basic salary and Dearness Allowance (DA)', out of 30% earmarked for various superannuation benefits. This is in accordance with the Department of Public Enterprises (DPE) guidelines. These contributions are credited to Individual Employee's Account maintained with the trust managed by Life Insurance Corporation of India (LIC) or an optional National Pension Scheme (NPS) account. For the financial year 2025-26, the corporation has made an overall contribution of ₹ 7,651.67 lakhs (previous year 31 March 2025: ₹ 5,641.83 lakhs) towards Superannuation -DCS by charging it to statement of Profit and Loss.

Employee Pension Scheme (EPS-95)

During the year, Corporation has recognised ₹ 304.52 lakhs (previous year 31 March 2025: ₹ 307.74 Lakhs) as contribution to Employee Pension Scheme (EPS-95) in the statement of Profit and Loss.

Defined Benefit Plan

Company is having the following Defined Benefit Plans:

- **Gratuity (Funded):** Each employee rendering such years of service as defined in the Code on Social Security, 2020 is entitled to receive gratuity amount based on completed tenure of service at the time of separation from the company. In terms of DPE Guidelines, on increase of Dearness allowance to the tune of 50%, the gratuity ceiling shall enhance by 25%. Accordingly, a separate fund in the name of "Enhanced Gratuity fund" was created for enhanced Gratuity. Since the IDA has reached 50% during the financial year 2025-26 and as such the 'enhanced gratuity fund' created in the past period becomes the part of overall gratuity fund with the ceiling of ₹ 25 lakhs in terms of DPE guidelines.
- **Provident Fund (Funded) ***: The employee benefit of PF is administered through a separate irrevocable Employees Provident Fund Trust for managing the Provident Fund accumulation of employees. The company's contribution towards Provident Fund is remitted to this trust based on a fixed percentage of eligible employee's salary. An application for surrender for EIL PF Trust has been filed by the Company with EPFO which is under process.
- **Post-Retirement Medical Benefits (Funded):** PRMB scheme provides medical coverage to retired employees and their eligible dependent family members.
- **Other benefits on Retirement (Unfunded):** Other benefit is allowed to employees to facilitate them to settle down upon retirement.

Other Long term Employee Benefits

- **Leave encashment (Funded):** The employees of the company are entitled for Earned and Half pay leave as per the approved company Rules.
- **Long Service Awards (Unfunded):** EIL has formulated a long service award scheme, wherein the employees are recognized on completion of number of prescribed years of service. The long service award scheme is a symbolic gesture for rewarding loyalty & belongingness demonstrated by employees who stayed for long years with the Company.

* Shortfall of net income of trust below government specified minimum rate of return, if any, and loss to the trust due to its investments turning stressed are being made good by the Company. Out of the investments made by PF Trust in the past, some issuers of securities had defaulted in interest payments and / or principal repayments. Company, as principal employer under the Provident fund regulations had made good the loss in value of these investments.

In this regard, Actuarial valuation as on 31 March, 2026 was carried out by the Actuary to find out value of Projected Benefit Obligation of the Company towards Provident Fund. The present value of benefit obligation for the period ended 31 March 2026 is ₹ 2,04,377.21 lakhs (Previous year 31 March 2025: ₹ 1,98,498.03 lakhs). The fair value of the assets of Provident Fund trust as of balance sheet date is greater than the present value of benefit obligation. The Company has net surplus of ₹ 5,326.45 lakhs (previous year 31 March 2025: ₹ 9,418.57 lakhs) determined through actuarial valuation. Accordingly, Company has not recognised surplus as an asset, and the remeasurement loss/gain in 'other Comprehensive Income', as these pertains to Provident Fund Trust and not to the company.

Risks associated with plan provisions

Risks associated with the plan provisions are actuarial risks. These risks are: (i) Investment risk, (ii) interest risk (discount rate risk), (iii) mortality risk and (iv) salary risk.

Investment risk	If Plan is funded then assets liabilities mismatch & actual investment return on assets lower than the discount rate assumed at the last valuation date can impact the liability.
Interest risk (discount rate risk)	Reduction in discount rate in subsequent valuations can increase the plan's liability.
Mortality risk	Actual deaths & disability cases proving lower or higher than assumed in the valuation can impact the liabilities.
Salary risk	Actual salary increases will increase the Plan's liability. Increase in salary increase rate assumption in future valuations will also increase the liability.
Medical expense inflation risk	Increase in actual medical cost per retiree will increase the Plan's liability. Increase in medical Cost per Retiree rate assumption will also increase the liability.
Cash allowance variation risk	Actual award cost increases will increase the Plan's liability. Increase in award cost increase rate assumption in future valuations will also increase the liability.

Disclosures related to funded obligations

a) The amounts recognised in the Balance Sheet

(₹ in Lakhs)

Particulars	Gratuity (funded)		Leave encashment (funded)		Provident Fund (funded)		Post-retirement medical benefits (funded)	
	31 March 2026	31 March 2025	31 March 2026	31 March 2025	31 March 2026	31 March 2025	31 March 2026	31 March 2025
Present value of obligations as at the end of year	26,719.78	22,703.47	37,756.61	35,959.25	2,04,377.21	1,98,498.03	38,653.76	35,219.56
Fair value of plan assets as at the end of the year	27,667.27	21,818.29	35,298.71	31,749.11	2,09,703.66	2,07,916.60	33,906.45	31,710.80
Funded status	947.49	(885.18)	(2,457.90)	(4,210.14)	5,326.45	9,418.57	(4,747.31)	(3,508.76)
Amount not recognised in the Balance Sheet (as per para 64 of Ind As 19)	-	-	-	-	(5,326.45)	(9,418.57)	-	-
Net (asset)/liability recognized in balance sheet	**(947.49)**	**885.18**	**2,457.90**	**4,210.14**	**-**	**-**	**4,747.31**	**3,508.76**

b) Expenses recognized in statement of profit and loss

(₹ in Lakhs)

Particulars	Gratuity (funded)		Leave encashment (funded)		Provident Fund (funded)		Post-retirement medical benefits (funded)	
	31 March 2026	31 March 2025	31 March 2026	31 March 2025	31 March 2026	31 March 2025	31 March 2026	31 March 2025
Current service cost	1,451.20	1,189.44	4,065.67	3,578.99	6,607.04	6,320.76	631.47	572.38
Past service cost	30.56	-	-	-	-	-	-	-
Expected Contribution towards Stressed Investments	-	-	-	-	-	758.10	-	-
Interest cost on defined benefit obligation	1,856.68	1,588.91	2,441.63	2,383.38	-	-	2,391.40	2,353.00
Interest income on plan assets	(1,740.86)	(1,591.94)	(2,155.76)	(2,104.33)	-	-	(2,153.16)	(2,064.09)
Amount received against Transfer/Lien	(30.69)	-	(27.21)	-	-	-	-	-
Re-measurements	-	-	(1,866.43)	352.10	-	-	-	-
Expenses recognized in statement of profit and loss	**1,566.89**	**1,186.41**	**2,457.90**	**4,210.14**	**6,607.04**	**7,078.86**	**869.71**	**861.29**

c) Expenses recognized in Other comprehensive income

(₹ in Lakhs)

Particulars	Gratuity (funded)		Leave encashment (funded)		Provident Fund (funded)		Post-retirement medical benefits (funded)	
	31 March 2026	31 March 2025	31 March 2026	31 March 2025	31 March 2026	31 March 2025	31 March 2026	31 March 2025
Return on plan assets	(295.60)	(69.27)	-	-	(1,073.71)	2,179.88	(397.82)	(323.31)
Actuarial (gains)/loss	(2,218.78)	(185.27)	-	-	1,343.20	(1448.37)	4,275.42	2,970.78
Expenses recognized in other comprehensive income	**(2,514.38)**	**(254.54)**	**-**	**-**	**269.49**	**731.51**	**3,877.60**	**2,647.47**

d) Reconciliation of opening and closing balances of defined benefit obligation

(₹ in Lakhs)

Particulars	Gratuity (funded)		Leave encashment (funded)		Provident Fund (funded)		Post-retirement medical benefits (funded)	
	31 March 2026	31 March 2025	31 March 2026	31 March 2025	31 March 2026	31 March 2025	31 March 2026	31 March 2025
Present value of obligations as at beginning of year	22,703.47	21,976.61	35,959.25	32,965.11	1,98,498.03	1,92,720.10	35,219.55	32,544.97
Provision taken from Additional Gratuity	4,640.86	-	-	-	-	-	-	-
Interest cost	1,856.68	1,588.91	2,441.63	2,383.38	15,920.15	15,407.71	2,391.40	2,353.00
Current service cost	1,451.21	1,189.44	4,065.67	3,578.99	6,607.04	6,320.77	631.47	572.38
Contribution by plan participants/ employees	-	-	-	-	9,495.90	9,607.63	-	-
Actuarial (gains)/losses arising from								
Changes in demographic assumptions	-	-	-	-	-	-	-	-
Changes in financial assumptions	(1,096.61)	794.03	(1,963.59)	995.91	(33.28)	27.45	(2,022.51)	1,765.71
Experience adjustments	(1,122.17)	(979.30)	540.25	(350.31)	(1,309.92)	1,420.92	6,297.94	1,205.07
Past service cost	30.56	-	-	-	-	-	-	-
Benefits paid	(1,744.22)	(1,866.22)	(3,286.60)	(3,613.83)	(25,110.71)	(27,186.85)	(3,864.09)	(3,221.57)
Settlements/ Transfer In	-	-	-	-	310.00	180.30	-	-
Present value of obligations as at end of year	**26,719.78**	**22,703.47**	**37,756.61**	**35,959.25**	**2,04,377.21**	**1,98,498.03**	**38,653.76**	**35,219.56**

e) Reconciliation of opening and closing balances of fair value of plan assets

(₹ in Lakhs)

Particulars	Gratuity (funded)		Leave encashment (funded)		Provident Fund (funded)		Post-retirement medical benefits (funded)	
	31 March 2026	31 March 2025	31 March 2026	31 March 2025	31 March 2026	31 March 2025	31 March 2026	31 March 2025
Fair value of plan assets as on beginning of year	21,818.29	22,018.57	31,749.11	29,105.51	2,07,916.60	2,01,407.15	31,710.80	28,548.94
Asset taken from Additional Gratuity	3,820.29	-	-	-	-	-	-	-
Interest income	1,740.86	1,591.94	2,155.76	2,104.33	-	-	2,153.16	2,064.09
Opening adjustment as per Balance Sheet	-	-	-	-	(2,430.47)	-	-	-
Valuation Gain/(Loss) on Equity, IDF and LMF Investments during the year	-	-	-	-	(936.37)	-	-	-
Transfer of Realized gain on IDF/LMF during the year from valuation reserve to income & expenditure account	-	-	-	-	(1,931.14)	-	-	-

(₹ in Lakhs)

Particulars	Gratuity (funded)		Leave encashment (funded)		Provident Fund (funded)		Post-retirement medical benefits (funded)	
	31 March 2026	31 March 2025	31 March 2026	31 March 2025	31 March 2026	31 March 2025	31 March 2026	31 March 2025
Actual Return	-	-	-	-	15,782.81	17,587.60	-	-
Plan Participants/ Employee Contribution	-	-	-	-	9,495.90	9,607.63	-	-
Settlements/ Transfer In	-	-	-	-	310.00	180.30	-	-
Re-measurement gain/ (loss) – return on plan assets excluding amounts included in net interest expense	295.60	69.27	443.09	293.50	-	-	397.82	323.31
Contributions from the employer	1,736.44	4.74	4,210.14	3,859.60	6,607.04	6,320.77	3,508.76	3,996.03
Receivable from EIL against estimated provision for Expected defaults	-	-	-	-	-	-	-	-
Amount received against Transfer/Lien	-	-	27.21	-	-	-	-	-
Benefits paid	(1,744.21)	(1,866.23)	(3,286.60)	(3,613.83)	(25,110.71)	(27,186.85)	(3,864.09)	(3,221.57)
Fair value of plan assets at the end of year	**27,667.27**	**21,818.29**	**35,298.71**	**31,749.11**	**2,09,703.66**	**2,07,916.60**	**33,906.45**	**31,710.80**

f) Actuarial Assumptions

Particulars	Gratuity (funded)		Leave encashment (funded)		Provident Fund (funded)		Post-retirement medical benefits (funded)	
	31 March 2026	31 March 2025	31 March 2026	31 March 2025	31 March 2026	31 March 2025	31 March 2026	31 March 2025
Discount rate	7.29%	6.79%	7.29%	6.79%	7.29%	6.79%	7.29%	6.79%
Expected rate of future salary increase	9.00%	9.00%	9.00%	9.00%	-	-	-	-
Increase in compensation levels	-	-	-	-	-	-	8.50%	8.50%
Expected Statutory Interest Rate on the ledger Balance	-	-	-	-	8.25%	8.25%	-	-
Retirement age	60 years	60 years	60 years	60 years	60 years	60 years	-	-

Mortality rates inclusive of provision for disability -100% of IALM (2012 - 14).

In case of funded scheme above, expected return on plan assets is same as that of respective discount rate.

g) Maturity Profile of defined benefit obligation

(₹ in Lakhs)

Particulars	Gratuity (funded)		Leave encashment (funded)		Post-retirement medical benefits (funded)	
	31 March 2026	31 March 2025	31 March 2026	31 March 2025	31 March 2026	31 March 2025
Weighted average of the defined benefit obligation	13.06 years	12.98 years	13.06 years	12.98 years	13.06 years	12.98 years
Duration of defined benefit obligation						
Duration (years)						
1	2,629.85	2,183.02	3,134.47	2,836.36	3,670.20	3,401.73
2	2,077.37	1,558.55	2,694.69	2,354.81	3,781.26	3,689.03
3	2,187.51	1,552.02	2,805.94	2,316.98	3,980.02	3,882.94
4	1,722.80	1,646.26	2,392.37	2,472.84	4,184.11	4,082.06
5	1,296.66	1,308.62	1,817.69	2,086.54	4,507.85	4,397.91
Above 5	16,805.59	14,454.99	24,911.45	23,891.71	18,530.32	15,765.88
Total	**26,719.78**	**22,703.46**	**37,756.61**	**35,959.24**	**38,653.76**	**35,219.55**
Duration of defined benefit payments						
Duration (years)						
1	2,629.85	2,183.02	3,134.47	2,836.36	3,670.20	3,401.73
2	2,308.63	1,719.96	2,994.67	2,598.67	4,202.19	4,071.07
3	2,608.24	1,829.04	3,345.62	2,730.55	4,745.51	4,576.02
4	2,203.90	2,071.84	3,060.45	3,112.10	5,352.55	5,137.31
5	1,779.68	1,758.74	2,494.81	2,804.23	6,187.09	5,910.63
Above 5	34,695.55	28,491.04	51,579.98	47,133.24	1,32,905.17	1,13,145.12
Total	**46,225.85**	**38,053.64**	**66,610.00**	**61,215.15**	**1,57,062.71**	**1,36,241.88**

h) Maturity Profile of defined benefit obligation (Provident Fund)

(₹ in Lakhs)

Particulars	31 March 2026	31 March 2025
Weighted average of the defined benefit obligation	13.06 years	12.98 years
Durations		
Within next 12 months	14,804.30	13,585.60
Between 1 and 5 years	49,478.97	49,410.41
Between 5 and 10 years	35,060.26	33,343.63
Beyond 10 years	1,05,033.68	1,02,158.39
Total	**2,04,377.21**	**1,98,498.03**

i) Major Categories of Plan Assets (as percentage of total plan assets)

Particulars	Gratuity (funded)		Leave encashment (funded)		Post-retirement medical benefits (funded)	
	31 March 2026	31 March 2025	31 March 2026	31 March 2025	31 March 2026	31 March 2025
Fund managed by insurer	100%	100%	100%	100%	100%	100%

j) Sensitivity analysis

Sensitivity analysis in respect of gratuity

(₹ in Lakhs)

Particulars	Change in Assumption		Increase in defined benefit obligation		Decrease in defined benefit obligation	
	31 March 2026	31 March 2025	31 March 2026	31 March 2025	31 March 2026	31 March 2025
Increase/(Decrease) in discount rate	+/-1%	+/-1%	2,214.74	2,024.87	2,059.70	1,744.66
Expected rate of future salary increase	+/-1%	+/-1%	252.51	157.43	265.21	179.90

Sensitivity analysis in respect of leave encashment

(₹ in Lakhs)

Particulars	Change in Assumption		Increase in defined benefit obligation		Decrease in defined benefit obligation	
	31 March 2026	31 March 2025	31 March 2026	31 March 2025	31 March 2026	31 March 2025
Increase/(Decrease) in discount rate	+/-1%	+/-1%	4,280.14	3,210.70	3,611.52	2,690.75
Expected rate of future salary increase	+/-1%	+/-1%	4,143.06	3,088.95	3,594.30	2,668.85

Sensitivity analysis in respect of Provident Fund

(₹ in Lakhs)

Particulars	Change in Assumption		Increase in defined benefit obligation		Decrease in defined benefit obligation	
	31 March 2026	31 March 2025	31 March 2026	31 March 2025	31 March 2026	31 March 2025
Increase/(Decrease) in discount rate	+/- 0.50%	+/-0.50%	33.28	32.52	31.85	31.11

Sensitivity analysis in respect of Provident Fund

(₹ in Lakhs)

Particulars	Change in Assumption		Increase in defined benefit obligation		Decrease in defined benefit obligation	
	31 March 2026	31 March 2025	31 March 2026	31 March 2025	31 March 2026	31 March 2025
Increase/(Decrease) in Statutory Interest Rate	+/- 0.50%	+/-0.50%	32.83	31.92	31.71	30.84

Sensitivity analysis in respect of post-retirement medical benefits

(₹ in Lakhs)

Particulars	Change in Assumption		Increase in defined benefit obligation		Decrease in defined benefit obligation	
	31 March 2026	31 March 2025	31 March 2026	31 March 2025	31 March 2026	31 March 2025
Increase/(Decrease) in discount rate	+/-1%	+/-1%	5,769.42	5,256.83	4,569.82	4,163.81
Expected rate of future cost increase	+/-1%	+/-1%	4,938.14	4,499.41	3,941.65	3,591.45

***Changes in Defined benefit obligation due to 1% Increase/Decrease in Mortality Rate, if all other assumptions remain constant is negligible.**

The sensitivity analysis presented above may not be representative of the actual change in the defined benefit obligation as it is unlikely that the change in assumptions would occur in isolation of one another as some of the assumptions may be correlated.

Furthermore, in presenting the above sensitivity analysis, the present value of the defined obligation has been calculated using the projected unit credit method at the end of the report period, which is the same as that applied in calculating the defined benefit obligation liability recognised in the statement of financial position.

There is no change in the method of the valuation for the prior period. For change in assumption please refer to table (f) above, where assumptions for prior period are given.

Disclosures related to unfunded obligations

a) The amounts recognized in the balance sheet

(₹ in Lakhs)

Particulars	Long service award (unfunded)		Other benefits on retirement (unfunded)	
	31 March 2026	31 March 2025	31 March 2026	31 March 2025
Present value of obligations as at the end of year	127.86	128.13	397.50	406.84
Net (asset)/liability recognized in balance sheet	**127.86**	**128.13**	**397.50**	**406.84**

b) Expenses recognized in statement of profit and loss

(₹ in Lakhs)

Particulars	Long service award (unfunded)		Other benefits on retirement (unfunded)	
	31 March 2026	31 March 2025	31 March 2026	31 March 2025
Current service cost	8.62	8.84	20.72	21.48
Past Service Cost	-	-	-	139.98
Interest cost	8.70	8.69	27.62	17.87
Re-measurements	(17.58)	5.92	-	-
Expenses recognized in statement of profit and loss	**(0.26)**	**23.45**	**48.34**	**179.33**

c) Expenses recognized in other comprehensive income

(₹ in Lakhs)

Particulars	Long service award (unfunded)		Other benefits on retirement (unfunded)	
	31 March 2026	31 March 2025	31 March 2026	31 March 2025
Return on plan assets	-	-	-	-
Actuarial (gains)/losses	-	-	(25.78)	8.30
Expenses recognized in other comprehensive income	**-**	**-**	**(25.78)**	**8.30**

d) Reconciliation of opening and closing balances of defined benefit obligation

(₹ in Lakhs)

Particulars	Long service award (unfunded)		Other benefits on retirement (unfunded)	
	31 March 2026	31 March 2025	31 March 2026	31 March 2025
Present value of obligations as at beginning of year	128.13	120.24	406.84	247.18
Interest cost	8.70	8.69	27.62	17.87
Current service cost	8.62	8.84	20.71	21.48
Actuarial (gains)/losses arising from				
Changes in demographic assumptions	-	-	-	-
Changes in financial assumptions	(3.28)	2.95	(19.70)	17.22
Experience adjustments	(14.31)	2.98	(6.07)	(8.92)
Past service cost, including losses/(gains) on Curtailments	-	-	-	139.98
Benefits paid	-	(15.57)	(31.90)	(27.97)
Present value of obligations as at end of year	**127.86**	**128.13**	**397.50**	**406.84**

e) Actuarial Assumptions

Particulars	Long service award (unfunded)		Other benefits on retirement (unfunded)	
	31 March 2026	31 March 2025	31 March 2026	31 March 2025
Discount rate	7.29%	6.79%	7.29%	6.79%
Increase in compensation levels	-	-	5.00%	5.00%

Mortality rates inclusive of provision for disability -100% of IALM (2012 - 14).

f) Maturity profile of defined benefit obligation

(₹ in Lakhs)

Particulars	Long service award (unfunded)		Other benefits on retirement (unfunded)	
	31 March 2026	31 March 2025	31 March 2026	31 March 2025
Weighted average of the defined benefit obligation	13.06 years	12.98 years	13.06 years	12.98 years
Duration of defined benefit obligation				
Duration (years)				
1	18.37	15.22	33.99	33.01
2	16.77	15.60	28.63	27.93
3	21.53	20.02	30.53	29.78
4	15.06	14.01	35.20	34.35
5	16.26	15.13	27.67	27.00
Above 5	39.87	48.14	241.48	254.77
Total	**127.86**	**128.12**	**397.50**	**406.84**
Duration of defined benefit payments				
Duration (years)				
1	18.37	15.22	33.99	33.01
2	18.64	17.22	31.81	30.82
3	25.67	23.60	36.40	35.10
4	19.27	17.63	45.04	43.22
5	22.32	20.33	37.99	36.29
Above 5	146.55	157.06	887.62	831.19
Total	**250.82**	**251.06**	**1,072.85**	**1,009.63**

g) Sensitivity analysis

Sensitivity analysis in respect of long service award

(₹ in Lakhs)

Particulars	Change in Assumption		Increase in defined benefit obligation		Decrease in defined benefit obligation	
	31 March 2026	31 March 2025	31 March 2026	31 March 2025	31 March 2026	31 March 2025
Increase/(Decrease) in discount rate	+/-1%	+/-1%	6.74	7.21	6.10	6.51

Sensitivity analysis in respect of other benefits of retirement

(₹ in Lakhs)

Particulars	Change in Assumption		Increase in defined benefit obligation		Decrease in defined benefit obligation	
	31 March 2026	31 March 2025	31 March 2026	31 March 2025	31 March 2026	31 March 2025
Increase/(Decrease) in discount rate	+/-1%	+/-1%	41.10	43.76	34.95	36.13
Expected rate of future salary increase	+/-1%	+/-1%	42.52	44.23	35.95	37.41

***Changes in Defined benefit obligation due to 1 % Increase/Decrease in Mortality Rate, if all other assumptions remain constant is negligible.**

The sensitivity analysis presented above may not be representative of the actual change in the defined benefit obligation as it is unlikely that the change in assumptions would occur in isolation of one another as some of the assumptions may be correlated.

Furthermore, in presenting the above sensitivity analysis, the present value of the defined obligation has been calculated using the projected unit credit method at the end of the report period, which is the same as that applied in calculating the defined benefit obligation liability recognised in the statement of financial position.

There is no change in the method of the valuation for the prior period. For change in assumption please refer to table (e) above, where assumptions for prior period, if applicable, are given.

Disclosure related to Certification Engineers International Limited ('CEIL')

Defined contribution plan

The amount recognized as an expense in defined contribution plan is as under

(₹ in Lakhs)

Particulars	31 March 2026	31 March 2025
Contributory Provident Fund and Employees' Pension Scheme, 1995	126.61	119.17
Contributory National Pension System (NPS)	92.58	89.43

Defined Benefit Plan

Defined Benefit Plans are as follows:

- Gratuity (funded)
- Leave encashment (unfunded)
- Long service awards (unfunded)

In this regard, actuarial valuation as on 31 March 2026 was carried out by actuary in respect of all three plans, and the details are as under:

Risks associated with plan provisions

Inherent risk	The plan is of a final salary defined benefit in nature which is sponsored by the CEIL and hence it underwrites all the risks pertaining to the plan. In particular, there is a risk for the CEIL that any adverse salary growth or demographic experience or inadequate returns on underlying plan assets can result in an increase in cost of providing these benefits to employees in future. Since the benefits are lump sum in nature the plan is not subject to any longevity risks.

Disclosures related to funded/unfunded obligations

a) The amounts recognized in the balance sheet

(₹ in Lakhs)

Particulars	Gratuity (funded)		Leave encashment (unfunded)		Long service awards (unfunded)	
	31 March 2026	31 March 2025	31 March 2026	31 March 2025	31 March 2026	31 March 2025
Present value of obligations as at the end of year	542.09	555.93	1,088.68	1,036.74	32.81	29.26
Fair value of plan assets as at the end of the year	538.34	510.63	--	--	--	--
Amount Not Recognised due to asset limit	--	--	--	--	--	--
Funded status	(3.75)	(45.31)	(1,088.68)	(1,036.74)	(32.81)	(29.26)
Net (asset)/liability recognized in balance sheet	**3.75**	**45.31**	**1,088.68**	**1,036.74**	**32.81**	**29.26**

b) Expenses recognized in statement of profit and loss

(₹ in Lakhs)

Particulars	Gratuity (funded)		Leave encashment (unfunded)*		Long service awards (unfunded)	
	31 March 2026	31 March 2025	31 March 2026	31 March 2025	31 March 2026	31 March 2025
Current service cost	5.53	4.40	114.54	110.04	1.64	1.58
Past service cost	10.27	--	--	--	--	--
Interest on net benefit asset/liability	3.14	0.13	67.13	64.96	1.61	1.61
Re-measurements gains/losses	--	--	2.03	15.28	0.28	(0.05)
Expenses recognized in statement of profit and loss	**18.94**	**4.54**	**183.70**	**190.29**	**3.53**	**3.14**

* Amount debited to Profit & Loss is inclusive benefits availed.

c) Expenses recognized in Other comprehensive income

(₹ in Lakhs)

Particulars	Gratuity (funded)		Leave encashment (unfunded)		Long service awards (unfunded)	
	31 March 2026	31 March 2025	31 March 2026	31 March 2025	31 March 2026	31 March 2025
Actuarial (gains)/loss	40.45	5.19	-	-	-	-
Change in financial assumption	(36.03)	21.37	-	-	-	-
Change in demographic assumption	--	--	-	-	-	-
Experience adjustments	(14.03)	10.72	-	-	-	-
Actual return on plan assets	0.45	3.18	-	-	-	-
Adjustments to recognise the effect of asset ceiling	--	--	-	-	-	-
Expenses recognized in other comprehensive income	**(9.16)**	**40.45**	**-**	**-**	**-**	**-**

d) Reconciliation of opening and closing balances of defined benefit obligation

(₹ in Lakhs)

Particulars	Gratuity (funded)		Leave encashment (unfunded)		Long service awards (unfunded)	
	31 March 2026	31 March 2025	31 March 2026	31 March 2025	31 March 2026	31 March 2025
Present value of obligations as at beginning of year	555.93	491.44	1,036.74	945.83	29.27	26.32
Interest cost	37.32	34.96	67.13	64.81	1.64	1.58
Current service cost	5.53	4.40	114.54	110.04	1.61	1.61
Past service cost	10.27	--	--	--	--	--
Actuarial (gain)/loss on obligations	(51.47)	32.09	2.02	28.88	0.29	(0.37)
Benefit paid	(15.49)	(6.96)	(131.75)	(99.38)	--	--
Present value of obligations as at end of year	**542.09**	**555.93**	**1,088.68**	**1,036.74**	**32.81**	**29.26**

e) Reconciliation of opening and closing balances of fair value of plan assets

(₹ in Lakhs)

Particulars	Gratuity (funded)		Leave encashment (unfunded)		Long service awards (unfunded)	
	31 March 2026	31 March 2025	31 March 2026	31 March 2025	31 March 2026	31 March 2025
Fair value of plan assets as on beginning of year	510.63	484.51	-	-	-	-
Interest on plan assets	34.18	34.82	-	-	-	-
Re-measurements due to actual return on plan assets less interest on plan assets	(30.93)	(3.72)	-	-	-	-
Contributions	9.48	1.42	-	-	-	-
Benefits paid	(16.89)	(6.96)	-	-	-	-
Fair value of plan assets at the end of year	**538.35**	**510.63**	**-**	**-**	**-**	**-**

f) Actuarial Assumptions

Particulars	Gratuity (funded)		Leave encashment (unfunded)		Long service awards (unfunded)	
	31 March 2026	31 March 2025	31 March 2026	31 March 2025	31 March 2026	31 March 2025
Discount rate	7.50%	6.80 %	7.50 %	6.80 %	7.50 %	6.80 %
Expected rate of future salary increase	9.00%	9.00%	9.00 %	9.00%	9.00 %	9.00%
Retirement age	60 Years	60 years	60 Years	60 years	60 years	60 years

4) Mortality rates inclusive of provision for disability -100% of IALM (2012 –14)

5) Rates of leaving service at specimen ages are as shown below-:

Age (Years)	Rates (p.a.)
21 – 30	0%
31 – 40	1.24%
41 – 50	0.42%
51 – 59	0%

6) Leaving service due to disability is included in the provision made for all causes of leaving service (paragraph 5 above).

g) Maturity profile of defined benefit obligation

(₹ in Lakhs)

Particulars	Gratuity (funded)		Leave encashment (Earned leave) (unfunded)		Leave encashment (Half Pay Leave) (unfunded)		Long service awards (unfunded)	
	31 March 2026	31 March 2025	31 March 2026	31 March 2025	31 March 2026	31 March 2025	31 March 2026	31 March 2025
Weighted average of the defined benefit obligation	9.07 Years	10.25 Years	7.05 Years	7.64 Years	5.64 Years	6.01 Years	3.51 Years	3.81 Years
Duration of defined benefit obligation								
Duration (years)								
1	13.76	25.87	70.34	61.61	42.83	37.17	13.75	11.05
2	27.31	6.12	71.42	58.06	49.84	36.29	6.32	1.13
3	46.38	26.14	88.02	61.08	45.55	44.36	3.57	5.91
4	7.39	45.30	65.04	75.80	37.99	40.51	0.57	3.37
5	118.08	6.84	137.11	57.84	44.42	32.26	2.79	0.55
6	83.00	121.31	101.14	134.56	41.55	38.69	1.07	2.61
7	25.34	82.05	60.08	99.80	28.41	33.28	5.11	1.01

(₹ in Lakhs)

Particulars	Gratuity (funded)		Leave encashment (Earned leave) (unfunded)		Leave encashment (Half Pay Leave) (unfunded)		Long service awards (unfunded)	
	31 March 2026	31 March 2025	31 March 2026	31 March 2025	31 March 2026	31 March 2025	31 March 2026	31 March 2025
8	62.49	23.97	86.89	53.10	33.07	23.45	2.22	4.78
9	24.32	61.94	51.17	73.80	28.56	29.95	0.11	2.09
Above 10	783.71	796.14	688.11	655.49	179.99	173.39	4.26	4.09

h) Major Categories of Plan Assets (as percentage of total plan assets)

Particulars	Gratuity (funded)		Leave encashment (unfunded)		Long service awards (unfunded)	
	31 March 2026	31 March 2025	31 March 2026	31 March 2025	31 March 2026	31 March 2025
Fund managed by insurer	100%	100%	-	-	-	-

i) Sensitivity analysis Gratuity (funded)

Particulars	Discount rate		Salary escalation rate	
	31 March 2026	31 March 2025	31 March 2026	31 March 2025
Impact of increase in 50 bps on defined benefit obligation	(4.39) %	(4.95%)	0.14 %	0.29 %
Impact of decrease in 50 bps on defined benefit obligation	4.69 %	5.30 %	(0.21) %	(0.34%)

Leave encashment (Earned Leave) (unfunded)

Particulars	Discount rate		Salary escalation rate	
	31 March 2026	31 March 2025	31 March 2026	31 March 2025
Impact of increase in 50 bps on defined benefit obligation	(3.43) %	(3.71%)	3.56 %	3.84 %
Impact of decrease in 50 bps on defined benefit obligation	3.63 %	3.94 %	(3.40) %	(3.65%)

Leave encashment (Half Pay Leave) (Unfunded)

Particulars	Discount rate		Salary escalation rate	
	31 March 2026	31 March 2025	31 March 2026	31 March 2025
Impact of increase in 50 bps on defined benefit obligation	(2.75) %	(2.93%)	2.83%	3.00 %
Impact of decrease in 50 bps on defined benefit obligation	2.89 %	3.08 %	(2.73 %)	(2.88%)

Long service awards (unfunded)

Particulars	Discount rate		Salary escalation rate	
	31 March 2026	31 March 2025	31 March 2026	31 March 2025
Impact of increase in 50 bps on defined benefit obligation	(1.71) %	(1.85%)	(1.85%)	(1.99%)
Impact of decrease in 50 bps on defined benefit obligation	1.77 %	1.92 %	1.11 %	1.22 %

Note – 47
Segment reporting

In line with Indian Accounting Standard (Ind AS 108) "Operating Segments", the Group has (segmented) identified its business activity into two business segment i.e. Consultancy and Engineering Projects and Turnkey Projects, taking into account the organizational structure and internal reporting system as well as different risk and rewards of these segments. Segment results are given below:

(₹ in Lakhs)

Particulars	31 March 2026	31 March 2025
Segment revenue		
Consultancy and engineering projects	1,86,037.34	1,73,799.66
Turnkey projects	2,06,780.69	1,34,958.84
Total	**3,92,818.03**	**3,08,758.50**
Segment profit		
Consultancy and engineering projects	45,525.47	53,592.32
Turnkey projects	35,609.83	10,539.05
Total (a)	**81,135.30**	**64,131.37**
Interest	211.55	265.92
Other un-allocable expenditure	15,719.33	16,861.92
Total (b)	**15,930.88**	**17,127.84**
Other income (c)	**19,506.47**	**16,025.86**
Profit before share of Net Profit/(Loss) in joint venture entities /associate (a-b+c)=d	**84,710.89**	**63,029.39**
Share of Profit/(loss) in joint venture entities/Associates (e)	**4,738.04**	**10,786.83**
Profit before tax (d+e)	**89,448.93**	**73,816.22**
Income Tax Expense	**20,289.99**	**15,839.09**
Profit after Tax	**69,158.94**	**57,977.13**
Capital employed**	**3,14,573.27**	**2,66,928.09**

**Property Plant and Equipment and other assets used in the Company's business or segment liabilities contracted have not been identified to any of the reportable segments, as these assets and support services are used interchangeably between segments. Accordingly, no disclosure relating to total segment assets and liabilities has been made and capital employed has been presented.

Geographical information with respect to segment revenue of Parent Company

(₹ in Lakhs)

Country Name	Revenue from Operations				Non- Current Assets	
	Consultancy and engineering projects		Turnkey projects			
	31 March 2026	31 March 2025	31 March 2026	31 March 2025	31 March 2026	31 March 2025
India	1,43,138.90	1,30,781.25	2,06,780.69	1,34,958.84	2,35,390.79	2,24,819.02
United Arab Emirates (UAE)	16,041.68	15,503.85	-	-	1639.88	965.36
Nigeria	9,536.52	8,482.74	-	-	-	-
Guyana	3,499.44	5,640.72	-	-	-	-
Mongolia	3,623.51	3,238.47	-	-	-	-
Kuwait	976.38	1,461.88	-	-	-	-
Algeria	728.93	1,026.41	-	-	-	-

(₹ in Lakhs)

Country Name	Revenue from Operations				Non- Current Assets	
	Consultancy and engineering projects		Turnkey projects			
	31 March 2026	31 March 2025	31 March 2026	31 March 2025	31 March 2026	31 March 2025
Bahrain	645.98	958.30	-	-	436.58	-
Kingdom of Saudi Arabia	-	-	-	-	-	-
Others	13.31	782.80	-	-	-	-
Total	**1,78,204.65**	**1,67,876.42**	**2,06,780.69**	**1,34,958.84**	**2,37,467.25**	**2,25,784.38**

Segment revenue with major customers of Parent Company

During the year ended 31 March 2026, ₹ 75,152.02 Lakhs (Previous year 31 March 2025: ₹ 57,934.25 Lakhs) of the Company's revenues, each individually exceeding 10% in the consultancy and engineering projects segment was generated from three (previous year 31 March 2025: three) customers.

During the year ended 31 March 2026, ₹ 1,96,289.16 Lakhs (Previous year 31 March 2025: ₹ 1,26,053.65 Lakhs) of the Company's revenues, each individually exceeding 10% in the turnkey projects segment was generated from two (Previous year 31 March 2025: two customers).

Note – 48

(a) In one of the ongoing turnkey project, the company had in previous periods reduced the contract price on account of price deduction for anticipated delays in the completion of contract as per provisions of Ind AS 115 "Revenue from Contracts with Customers". On Mechanical completion of the project as per the contractual provisions, an adjustment in the contract price has been made resulting into increase in Revenue and Profit in turnkey segment by ₹ 22,652.22 lakhs (Previous year 31 March 2025: Nil) and ₹ 21,357.81 lakhs (Previous year 31 March 2025: Nil) respectively during the financial year 2025-26.

(b) The turnover and profit from operation for the year ended 31 March 2026 includes ₹ 500.73 lakhs (previous year 31 March 2025: ₹ 12,891.14 lakhs) and ₹ 435.50 lakhs (previous year 31 March 2025: ₹ 11,226.95 lakhs) respectively on account of impact of variable consideration accounted for in Consultancy and Engineering Projects segment.

Note – 49

The Group in the month of April 2016 terminated a contract, consequent to receipt of findings of investigating agency that certificate submitted by the contractor for qualifying the contract was bogus. The facts in this regard including lodging of claim, subsequent to termination of contract had been disclosed in the annual account from financial year 2015-16.

Subsequent to the termination of contract, the company is completing the project at the risk and cost of contractor in terms of provisions of the contract. Contractor has gone into arbitration and had submitted arbitration notice and as such Arbitral Tribunal had been constituted. Contractor had filed its statement of claim amounting to ₹ 40,960.75 Lakhs. EIL had also filed its reply along with its counter claim for ₹ 12,907.15 Lakhs and application to implead the parent company of contractor, decision on which was pending with the Arbitral Tribunal. Meanwhile, a third-party creditor of the contractor has filed an application with NCLT under Insolvency and Bankruptcy Code (IBC) and Insolvency Resolution Professional (IRP) has been appointed and arbitration proceedings have been stayed sine die. EIL has filed its claim against the contractor with the IRP. Hon'ble Supreme Court, on the application of contractor, has stayed the Resolution proceedings. The Parent company has approached Arbitral Tribunal and NCLT for revival of its counter claims wherein Parent company has been directed to approach the appropriate forum and accordingly company has filed an impleadment application before the Hon'ble Supreme Court. The management does not consider any possible obligation on this account requiring future probable outflow of resources of the Group.

Note – 50

During the year 2001, one of Clients had invited bids for carrying out certain works at its Bombay High Off-shore Exploration Site. The entire work consisted of a number of activities, including survey, design, engineering, procurement, fabrication, transportation and commissioning of two well head platforms with associated equipment.

For submission of the said bid, the Parent company had entered into Business Cooperation Agreement (BCA) with sub-contractor & Vendor (which are "Group Companies") and accordingly these Group Companies, in accordance with their respective scope of works, valued and classified the platforms and submitted the same to Parent company for inclusion in its price bid to Client. The process of classification and valuation of platforms and calculation of corresponding customs duty were done by Group Companies as per their scope of work. Customs Duty element as submitted by the Group Companies, had simply been incorporated by the Parent company in its price bid to Client.

During FY 2002-03, the Contract was awarded to the Parent Company by the Client. Out of the entire scope of work under the above Project, the Parent Company issued a Purchase Order for supply of the Platforms along with jackets, piles and other material, and sub-contracted transportation and installation works, on back to back basis, to vendor and sub-contractor respectively (above mentioned Group Companies) which constituted approximately 95% of the entire scope of work. The custom duty amount was included in the Sub-contract as also in the main contract with client as worked out by Group Companies themselves.

Group Companies represented to the Parent company and persuaded that it was not possible for them to become the consignee for the subject materials and to avoid any delay in the execution of the project it would be prudent and expedient to mention the name of the company as the consignee for the subject material (Though as per the express contractual stipulation it was Group Companies who had to assume the role & responsibility of the consignee of the goods). Further they represented that they do not have IEC Code and hence, they could not have imported the goods and there would not be sufficient time for them to get such a code to enable imports. Believing the aforesaid advice to be bonafide and true and that company being the importer would aid speedy and prompt clearance of the Goods, Parent Company agreed to become the Consignee.

A Show Cause Notice was issued by Custom authorities to the Group Companies and the Parent Company on account of misclassification and undervaluation of equipment's at the time of import for the above said Project of Oil Well Platform. On account of non-cooperation by the Group Companies, (who had actually carried out the classification and valuation), in replying to the Show Cause Notice, the Parent Company was constrained to approach the Custom and Central Excise Settlement Commission in the FY 2006-07. During the Settlement Commission proceedings, which was also participated in by the Group Companies, on account of noncooperation of the latter, Parent Company was constrained to admit the liabilities to the tune of ₹ 2,309.80 Lakhs. During the FY 2007-08, Custom and Central Excise Settlement Commission passed Final Order determining the total Differential Custom Duty liability at ₹ 4,277.21 Lakhs with Interest @ 10% per annum thereon and Penalty of ₹10 Lakhs. The total amount of ₹ 6,224.20 Lakhs (₹ 4,277.21 Lakhs towards differential custom duty and ₹ 1,946.99 Lakhs towards Interest & Penalty) was deposited during the FY 2007-08 and accounted for during the FY 2006-07 & FY 2007-08.

In terms of agreements entered into by the Parent Company with the Group Companies, Custom Duty was to be borne by the Group Companies and they were required to indemnify the Parent Company for any liabilities in this respect and accordingly the Parent Company invoked the indemnity clause and paid the Differential Custom Duty from the retention monies of the Group Companies along with some additional amount from its own account. The Group Companies raised disputes on their obligations on this account and invoked arbitration clause under the sub-contract and Purchase Order. The Parent Company has also lodged its Counter-Claim on the Group Companies for recovery of differential Custom Duty Liability as detailed above.

During the FY 2011-12, the Arbitral Tribunal awarded an amount of $1,26,47,033 plus applicable interest in favour of the Group Companies. The Parent Company, aggrieved by the arbitral award and considering the legal opinion obtained in this respect, filed a challenge petition before the Hon'ble High Court of Delhi against the said arbitral award in its entirety.

In the financial year 2021-22, in the appeal filed by the Parent Company, Hon'ble High Court of Delhi gave interim order directing the Parent Company as follows:-

1. The Court gave interim direction to the Parent Company to deposit the Awarded amount with the Registrar General of the Court. Subject to the said deposit being made by the Parent Company, the enforcement of the award shall be stayed.

2. The Court further directed that if the award amount is deposited, the same shall be released to Group Companies against an unconditional Bank Guarantee equivalent to 105% of the amount, to the satisfaction of the Registrar General of the Court.

3. In the event the Parent Company prevails in its challenge against the Arbitral Award which is currently sub-judice and being heard by the Court, any amount collected by the Group Companies from Registrar General of the Court shall be refunded to the Parent Company along with interest at the rate of 10% per annum.

The interim order was challenged before Supreme Court by the Parent Company, however the Supreme Court has not intervened. Therefore, in compliance to the directive of Hon'ble High Court of Delhi, an amount of ₹ 16,476.20 Lakhs (awarded amount of

$1,26,47,033 plus applicable interest) was deposited by the Parent Company with the Registrar General of Hon'ble High Court of Delhi on 18th May 2022. However the main challenge petition filed by the Parent Company against the arbitral award is subjudice and being heard by Hon'ble Court.

Pending final disposal of the challenge petition by the Hon'ble Court, considering the provisions of Ind AS 37 'Provisions, Contingent Liabilities and Contingent Assets' and Material Accounting Policies of the Company, ₹ 6,848.03 lakhs (₹ 6,848.03 lakhs FY 2024-25) has been disclosed as contingent liability (Note-40) and ₹ 9,628.17 lakhs has been recognized in the books of accounts in earlier years.

Note – 51
Movement of Provisions

In terms of Indian Accounting Standard (Ind AS 37) "Provisions, contingent liabilities and contingent assets", the requisite disclosures are as under:

The movement in provisions are as under: **(₹ in Lakhs)**

S. No.	Class of Provision		Opening Balance	Additional provision during the year	Provision used during the year	Provision reversed during the year	Closing balance
1.	Contractual Obligation	31- Mar-26	55,173.55	11,091.17	-	6,193.12	60,071.60
		31- Mar-25	59,597.71	10,597.58	-	15,021.74	55,173.55
2.	Expected Losses	31- Mar-26	90.13	29.66	45.52	-	74.27
		31- Mar-25	37.63	59.30	6.80	-	90.13
3.	Impairment in PF Trust Investment	31- Mar-26	-	-	-	-	-
		31- Mar-25	6,988.86	-	6,988.86	-	-
4.	Provision for Abandonment	31- Mar-26	25.98	-	-	-	25.98
		31- Mar-25	25.98	-	-	-	25.98

Nature of provisions:

A) Contractual Obligations:

Contractual obligations represent provision for estimated liabilities on account of guarantees and warranties etc. in respect of consultancy and engineering services and turnkey contracts executed by the Company. The said obligation covers performance as well as defect liability period defined in the respective contracts.

For turnkey contracts, the estimated liability on account of contractual obligations is provided at 1% of revenue recognized based on risk assessment made by the management. For consultancy and engineering services contracts the estimated liability on account of contractual obligations is provided as per assessment of probable liability made by the management based on liability clauses in respective contracts.

During the year, pursuant to settlement of performance obligation with Client in Consultancy & Engineering Project Segment, the contractual obligation in respect thereof amounting of ₹ 3,516.70 lakhs (previous year 31 March 2025: ₹ 8,253.93 lakhs) has been written back.

B) Impairment in PF Trust Investment:

The employee benefit of PF is administered through a separate EIL Employees Provident Fund Trust. Out of the investments made by PF Trust in the past, some issuers of securities had defaulted in interest payments and / or principal repayments.

C) Expected Losses:

For each contracts, at reporting date, total contract cost and total contract revenue are estimated. In respect of contracts, where it is probable that total estimated contract cost will exceed the estimated total contract revenue, the expected loss is recognised as an expense in the statement of Profit and Loss.

D) Provision for Abandonment:

Provision for decommissioning cost/abandonment cost in respect of assets under Joint Operations is considered as per participating interest of the Company on the basis of estimates approved by the respective operating committee. Wherever the same are not approved by the respective operating committee, decommissioning cost/abandonment cost estimates provided by the operator of the Block are considered.

E) The disclosure in respect of contingent liabilities is given as per note no. 40.

Note – 52
Loans given and Investment made

Details of loans given, investment made and guarantee given covered U/S 186 (4) of the Companies Act, 2013

a) Loans and guarantee given- Nil

b) Investments made are given in Note. No. 7.

Note – 53
Dues to Micro and Small Enterprises

The dues to Micro and Small Enterprises as required under the Micro, Small and Medium Enterprises Development Act 2006 to the extent information available with the Group is given below:

(₹ in Lakhs)

S. No.	Particulars	31 March 2026	31 March 2025
I	The principal amount and the interest due thereon (to be shown separately) remaining unpaid to any Supplier		
	- Principal	9,678.23	8,294.50
	- Interest on above Principal	-	-
II	The amount of interest paid by the buyer in terms of section 16, along with the amounts of the payment made to the supplier beyond the appointed day during each accounting year	-	-
III	The amount of interest due and payable for the period delay in making payment (which have been paid but beyond the appointed day during the year) but without adding the interest specified under this Act	-	-
IV	The amount of interest accrued and remaining unpaid at the end of each accounting year	-	-
V	The amount of further interest remaining due and payable even in the succeeding years, until such date when the interest dues as above are actually paid to the small enterprise, for the purpose of disallowance as a deductible expenditure under Section 23 of MSMED Act 2006.	-	-

Note – 54
Research and Development Costs

The statement of profit and loss account includes research and development revenue expenditure of ₹ 2,298.42 Lakhs (previous year 31 March 2025: ₹ 2,321.85 Lakhs). The capital expenditure of research and development assets is ₹ 26.89 Lakhs (previous year 31 March 2025: ₹ 357.52 Lakhs).

Note – 55
Capital Grant in respect of Research projects

During the year, the Group has not received any capital grant. In respect of Capital grants received in earlier years towards procurement/setting up of Capital assets for research project undertaken, the unamortized capital grant amount as on 31 March 2026 is of ₹ 24.52 Lakhs (previous year 31 March 2025: ₹ 27.46 Lakhs). During the year, the Group has recognised ₹ 2.95 Lakhs (previous year 31 March 2025: ₹ 2.96 Lakhs) in the statement of profit and loss as amortisation of capital grants.

Note – 56
Impairment of Assets as per Ind AS 36

There is no impairment of cash generating assets during the year in terms of Indian Accounting Standard (Ind AS-36) "Impairment of Assets".

Note – 57 (a)
Benami Property

The group is not holding any Benami Property as on 31 March 2026 and 31 March 2025. Further, no proceedings have been initiated or pending against the Company for holding any Benami Transactions (Prohibition) Act, 1988 (45 of 1988) and the rules made thereunder.

Note – 57 (b)
Details of Crypto Currency or Virtual Currency

The group has not traded or invested in Crypto Currency or Virtual Currency during the financial year 2025 -26.

Note – 57 (c)
Wilful Defaulter

The group has not been declared wilful defaulter by any bank or financial institution.

Note – 57 (d)
Borrowings secured against current assets

(i) The parent company has been sanctioned fund-based and non-fund-based working capital facilities from banks, comprising both secured and unsecured limits. The secured facilities are secured by way of charge on the current assets of the parent company, both present and future, on a pari passu basis with other lenders under multiple banking arrangements. In respect of unsecured facilities, no charge or security has been created on the assets of the parent company. The parent company is availing non fund based facilities & fund facilities from the banks and furnishing statement of security as and when required by the bankers, more particularly at the time of renewal exercise i.e. on yearly basis. Statement of security filed by the parent company with banks is in agreement with the books of account.

(ii) The non-fund-based facilities availed by CEIL from banks are unsecured. The CEIL is availing non-fund-based facilities from a bank and furnishing required documents as and when required by the banker, more particularly at the time of renewal exercise i.e., on yearly basis.

Note 57 (e)
Registration of charges or satisfaction with Registrar of Companies (ROC)

There are no pending charges which is yet to be registered with Registrar of Companies (ROC) as on 31 March 2026 with respect to the Non fund based facilities/ fund based facilities availed by the group.

Note – 58

For lump-sum services and turnkey contracts, balance efforts, cost and time to complete the contract including probability of levy for liquidated damages and price reduction schedules for delay as on reporting date are assessed by the management and relied upon by the auditors.

Note – 59
Confirmation of Assets & Liabilities

Some balances of trade and other receivables, trade and other payables are subject to confirmation / reconciliation. Adjustment, if any, will be accounted for on confirmation / reconciliation of the same, which will not have a material impact.

Note – 60

A. Corporate social responsibility expenses

The requisite disclosure relating to CSR expenditure in terms on amended Schedule III of the Companies Act and Guidance Note on Corporate Social Responsibility (CSR) issued by the Institute of Chartered Accountants of India:

(a) Disclosure with regard to CSR Expenditure: (Parent Company):

(₹ in Lakhs)

Particulars	31 March 2026	31 March 2025
Amount required to be spent by the Company during financial year	933.79	810.18
Amount spent during the year	207.46	434.64
Amount of Expenditure incurred	315.63 (including set-off of excess amount spent of previous year of ₹ 88.15 lakhs and set off ₹ 20.02 lakhs)	842.03 (including set-off of excess amount spent of previous year of ₹ 475.52 lakhs and set off ₹ 20.02 lakhs)
Excess at the end of the year	-	88.15
Amount available for Set Off	20.01	128.19
Total of Excess amount spent at the end of year including previous year	-	128.19
Surplus arising out of CSR Project	-	-
Shortfall at the end of the year	618.16	-
Total shortfall at the end of year including previous year	598.15	-
Reason for Shortfall	Due to pending notification regarding Annual Theme on CSR by Department of Public Enterprises for FY 2025-26, the allocation of CSR funds was completed in the last quarter of FY 2025-26. So, the allocated yet unspent amount has been transferred to unspent CSR account FY 2025-26 for spending within 3 subsequent years in line with applicable CSR Rules.	Not Applicable
Details of related party transactions	Not Applicable	Not Applicable
Provision made with respect to a liability incurred*	25.99	114.91

*Movement of Provision

(₹ in Lakhs)

Particulars	31 March 2026	31 March 2025
Opening balance	114.91	166.64
Additional provision during the year	25.99	114.91
Provision used during the year	114.91	166.64
Closing balance	**25.99**	**114.91**

(b) Amount spent during the financial year ended 31 March 2026 and 31 March 2025 on:

(₹ in Lakhs)

Particulars		In cash	Yet to be paid in cash	Total
(i) Construction/acquisition of any asset	31 March 2026	123.79	25.99	149.78
	31 March 2025	75.22	-	75.22
(ii) On purposes other than (i) above	31 March 2026	57.68	-	57.68
	31 March 2025	244.51	114.91	359.42

(c) Nature of CSR activities:

(₹ in Lakhs)

Nature of CSR activities (Thrust Area-wise)	31 March 2026	31 March 2025
Promoting Education	-	-
Health care & nutrition	200.40	284.43
Skill Development /Vocational Training	-	150.00
Disaster Management	-	-
Benefit of armed forces veterans, war widows etc.	-	-
Others	7.06	0.21
Total	**207.46**	**434.64**

B Corporate social responsibility expenses (CEIL)

(a) Disclosure with regard to CSR activities:

(₹ in Lakhs)

Particulars	31 March 2026	31 March 2025
Amount required to be spent by the Company during financial year	38.51	27.68
Amount spent during the year	20.69	23.18
Amount of Expenditure incurred	20.69	23.18
Shortfall at the end of the year	17.82	4.50
Total of previous years shortfall	39.84	35.34
Total Shortfall	57.66	39.84
Amount available for Set Off	-	-
Total of Excess amount spent at the end of year including previous year	-	-
Surplus arising out of CSR Project	-	-
Reason for Shortfall	Pertains to ongoing projects	Pertains to ongoing projects
Details of related party transactions	Not Applicable	Not Applicable
Provision made with respect to a liability incurred	-	-

*Movement of Provision

(₹ in Lakhs)

Particulars	31 March 2026	31 March 2025
Opening balance	-	-
Additional provision during the year	-	-
Provision used during the year	-	-
Closing balance	**-**	**-**

(b) Amount spent during the financial year ended 31 March 2026 and 31 March 2025 on:

(₹ in Lakhs)

Particulars		In cash	Yet to be paid in cash	Total
(i) Construction/acquisition of any asset	31 March 2026	-	-	-
	31 March 2025	-	-	-
(ii) On purposes other than (i) above	31 March 2026	15.90	4.79	20.69
	31 March 2025	23.18	-	23.18

(c) Nature of CSR activities:

(₹ in Lakhs)

Nature of CSR activities (Thrust Area-wise)	31 March 2026	31 March 2025
Promoting Education	-	0.91
Health care & nutrition	20.15	25.04
Skill Development /Vocational Training	-	-
Disaster Management	-	-
Benefit of armed forces veterans, war widows etc.	-	-
Prime Minister National Relief Fund	0.54	-
Others	-	-
Total	**20.69**	**25.95**

Note - 61

(a) RFCL, the Joint Venture company, in terms of Environment Management Plan (EMP) submitted to Ministry of Environment at pre-project stage, provided a plan to incur ₹ 877 lakhs recurring cost per annum for implementation of EMP under various activities.

During the year, RFCL has incurred a cost of ₹ 952.82 lakhs (Previous year ₹ 1026.93 lakhs) including cost of ₹ 629.33 lakhs (Previous Year ₹ 774.40 lakhs) towards steam and power consumption cost allocated based on engineering practices required for air & water treatment to meet the environment compliances. In the opinion of management supported by the independent expert agency's view, these activities are covered under EMP. Expert agency also confirms that other recurring expenses incurred by the company are aligned with the heads under EMP.

Further management is of the opinion which is supported by independent expert agency's view that obligation to incur recurring cost on various activities is on overall basis which is being complied with and same is not based on individual activities as envisaged at pre-project stage in the EMP. In the opinion of the Management, company is compliant of the required environment norms. Further, the RFCL is regular in submitting periodical reports to authorities and till date no observation / issue has been raised by the authorities in this regard. In view of above, management of RFCL is of considered view that company is complying with recurring cost obligations as provided in EMP.

(b) RFCL, the Joint Venture company has paid stamp duty of ₹ 3,109.71 lakhs and ₹ 304.33 lakhs in financial year 2018-19 and 2021-22 respectively. The stamp duty was paid towards registration of leasehold land and mortgage of term loan. As a part of incentive, the Government of Telangana vide letter No 1158/1E Sugar & IFR/2015-01, dated 11th February, 2016 has extended fiscal incentives and as per above scheme, company is eligible to claim 100% reimbursement of Stamp duty paid for registration of leasehold land and mortgage after commencement of commercial production.

Accordingly, the grant receivable has been recognized at amount receivable from State Government of Telangana (SGOT). Claims submitted by the joint venture company for ₹ 3,414.04 lakhs were sanctioned for ₹ 1,331.98 lakhs by the department with exclusion of certain land area utilized for plant construction. Representation has been made by the joint venture company with the department to consider the total land area for payment of claim. During the current year, request has been made by the management of the joint venture company with the Hon'ble Minister for IT&E, Industries & Commerce and Legislative Affairs for the approval of balance amount of stamp duty amounting ₹ 2,082.06 lakhs.

In this regard, Directorate of Industries (Government of Telangana) vide its letter dated 12th May 2026 has informed that the request for balance amount of stamp duty amounting ₹ 2,082.06 Lakhs has been forwarded to the Government for placing the same before the Cabinet Sub-Committee on Industrial Promotion for issue of necessary orders and it is also stated in the said letter that action will be taken on receipt of orders from the Government. Management of the joint venture comany is confident that claim will be processed in full by the SGOT and accordingly no adjustment is required in this regard.

(c) In the case of RFCL, the joint venture company, the procedure for release of subsidy entails 100% payment of subsidy under Direct Benefit Transfer (DBT) scheme on the basis of actual sale by the retailers to the beneficiaries on weekly basis through POS machines. Pursuant to above procedure, pending sale of urea through POS machines to beneficiaries, subsidy of ₹ 35,949.94 lakhs (P.Y. ₹ 79,029.09 lakhs) has been accrued on sale to dealers and shall become due for payment upon sale through POS machines, has been recognized.

Pending annual pool rate to be notified by Fertilizer Industry Coordination Committee (FICC) for the financial year 2025-26, the subsidy for the urea sold during the year is recognized based on monthly weighted average of delivered gas cost during the year, as per subsidy eligibility as per New Investment Policy (NIP-2012). The recognized subsidy for financial year 2025-26 is subject to finalization of annual pool rate of financial year 2025-26 by FICC.

Freight subsidy of the Joint Venture company for the year is recognized based on latest freight reimbursement rates as notified by DOF. Freight subsidy recognised during the year amounting of ₹ 9969.99 lakhs (31March 2025: ₹ 12,727.82 lakhs) is subject to revision on issuance of freight subsidy rates/distance notification.

Further during the year, Company has recognized arrears of freight subsidy receivable of ₹ 1,310.09 lakhs (PY Nil) on the basis of freight subsidy rates notified during the year by DOF for the period from FY 2021-22 to FY 2023-24.

Note – 62
Relation with Struck off Companies:

Name of the struck off company	Nature of transactions with struck off company	Balance outstanding as at 31 March 2026 (₹ in lakhs)	Balance outstanding as at 31 March 2025 (₹ in lakhs)	Relationship with the struck off company
Zoom Developers (P) Ltd	Receivable	2.16	2.16	Client
Two Light Window Facility Management Service Pvt. Ltd.	Payables	8.02	8.02	Vendor
Hindustan Relocator Private Limited		2.15	2.15	

Name of the struck off company	Nature of transactions with struck off company	Balance outstanding as at 31 March 2026 (Number of Shares)	Balance outstanding as at 31 March 2025 (Number of Shares)	Relationship with the struck off company
Unicon Fincap Private Limited	Shares held by stuck off company	626	626	Shareholder
Vaishak Shares Limited		2	2	
Fayda Portfolio Private Limited		100	100	
GG Resorts Private Limited		4800	4800	
Kothari Intergroup Ltd.		-	2	

Note – 63

Previous year's figures have been regrouped/reclassified wherever necessary to make them comparable to the figures of the current year.

Note – 64

Additional disclosure required under Schedule III of the Companies Act 2013 of the entities consolidated as subsidiaries and joint ventures –

Name of the Enterprise	Net Assets i.e. total assets minus total liabilities		Share in Profit or loss		Share in other comprehensive income		Share in total comprehensive income	
	As % of Consolidated net assets	Amount (₹ in lakhs)	As % of Consolidated profit or loss	Amount (₹ in lakhs)	As % of Consolidated profit or loss	Amount (₹ in lakhs)	As % of Consolidated profit or loss	Amount (₹ in lakhs)
Parent Company								
Engineers India Limited	81.09	2,55,073.94	89.17	61,670.95	98.62	3,725.89	89.67	65,396.84
Subsidiaries:								
Indian:								
Certification Engineers International Limited	3.07	9,668.12	3.98	2,749.95	1.01	38.18	3.82	2,788.13
Joint Ventures (Investment as per the equity method)								
Indian:								
Ramagundam Fertilizers and Chemicals Limited	15.83	49,786.73	6.85	4,736.58	0.37	14.08	6.51	4,750.66
TEIL Projects Limited	-	-	-	-	-	-	-	-
Associates (Investment as per the equity method)								
Foreign:								
LLC Bharat Energy Office	0.01	44.48	0.002	1.46	-	-	0.002	1.46

Note – 65

SALIENT FEATURES OF FINANCIAL STATMENTS OF SUBSIDIARY/ASSOCIATES/ JOINT VENTURE AS PER COMPANIES ACT, 2013

Part "A": Subsidiaries

1	Sl. No.	1
2	**Name of Subsidiary**	**Certification Engineers International Limited**
	Date since when subsidiary was acquired	26.10.1994
3	Reporting period for the subsidiary concerned, if different from the holding company's reporting period	31st March, 2026
4	Reporting currency and Exchange rate as on the last date of the relevant Financial year in the case of foreign subsidiaries	INR - ₹
5	Share capital	9 Lakh equity shares of ₹ 100 each
6	Reserves & Surplus	₹ 8,788.42 Lakhs
7	Total assets	₹ 13,456.30 Lakhs
8	Total Liabilities	₹ 3,767.88 Lakhs
9	Investments	Nil
10	Turnover	₹ 8,073.34 Lakhs
11	Profit before taxation	₹ 3,261.23 Lakhs
12	Provision for taxation	₹ 790.17 Lakhs
13	Profit after taxation	₹ 2,471.06 Lakhs
14	Proposed Dividend	₹ 1,179.00 Lakhs
15	% of shareholding	100%

Name of Subsidiaries which are yet to commence operations:- Nil

Name of Subsidiaries which have been liquidated or sold during the year: - Nil

Part "B": Associates and Joint Ventures

Statement pursuant to Section 129(3) of the Companies Act, 2013 related to Associate Companies and Joint Ventures

	Name of Associates/Joint Ventures	TEIL Projects Limited	Ramagundam Fertilizers and Chemicals Limited	LLC Bharat Energy Office
1	Latest audited Balance Sheet Date	Under Liquidation	Audited 31 March 2026	Un-audited 31 March 2026
2	Date of which Associate or Joint Venture was associated or acquired	15.07.2008	17.02.2015	18.10.2021
3	Shares of Associate/Joint Ventures held by the company on the year end			
	No.	55,00,000 Equity shares of ₹ 10 each fully paid up	491,462,400 Equity shares of ₹ 10 each fully paid up	Participating interest of 20%
	Amount of Investment in Associates/Joint Venture	₹ 550.00 Lakhs	₹ 49,146.24 Lakhs	₹ 75.97 Lakhs
	Extent of Holding %	50.00%	26.00%	20.00%
4	Description of how there is significant influence	Due to Joint Control	Due to Joint Control	Associate
5	Reason why the associate/joint venture is not consolidated	N.A	N.A	N.A
6	Net worth attributable to shareholding as per latest audited Balance Sheet/Liquidator Statement	Nil	₹ 49,786.73 Lakhs	₹ 44.48 Lakhs
7	Profit/(Loss) for the year:			
i.	Considered in Consolidation	Nil	₹ 4,736.58 Lakhs	₹ 1.46 Lakhs
ii.	Not Considered in Consolidation	Nil	₹ 13,481.04 Lakhs	₹ 5.84 Lakhs

Name of Joint Ventures/Associates which are yet to commence operations:- Nil

Name of Joint Ventures/Associates which have been liquidated or sold during the year:- Nil

For Datta Singla & Co.
Chartered Accountants
FRN No. 006185N

For and on behalf of Engineers India Limited

sd/-	sd/-	sd/-	sd/-	sd/-
Vishakha Harit	Suvendu Kumar Padhi	R P Batra	Sanjay Jindal	Praveen M. Khanooja
Partner	**Company Secretary**	**E.D. [F&A]**	**Director [Finance] & CFO**	**Chairman & Managing Director (Addl. Charge)**
Membership No. 096919	PAN : AHYPP2198P	PAN : AHPPB4262M	DIN : 09223617	DIN : 09746472

Place : New Delhi
Date : 21 May 2026

Comments of the Comptroller and Auditor General of India under section 143(6) (b) read with section 129 (4) of the Companies Act, 2013 on the Consolidated Financial Statements of Engineers India Limited for the year ended 31 March 2026

The preparation of consolidated financial statements of **Engineers India Limited** for the year ended 31 March 2026 in accordance with the financial reporting framework prescribed under the Companies Act, 2013 (Act) is the responsibility of the management of the company. The statutory auditors appointed by the Comptroller and Auditor General of India under section 139 (5) read with section 129 (4) of the Act are responsible for expressing opinion on the financial statements under section 143 read with section 129 (4) of the Act based on independent audit in accordance with the standards on auditing prescribed under section 143(10) of the Act. This is stated to have been done by them vide their Audit Report dated **21 May 2026**.

I, on behalf of the Comptroller and Auditor General of India, have conducted a supplementary audit of the consolidated financial statements of **Engineers India Limited** for the year ended 31 March 2026 under section 143(6)(a) read with section 129(4) of the Act. We have conducted a supplementary audit of the financial statements of Engineers India Limited but did not conduct supplementary audit of the Ramagundam Fertilizers and Chemicals Limited and Certification Engineers International Limited for the year ended on that date. Further, section 139(5) and 143(6)(a) of the Act are not applicable to LLC Bharat Energy Office being entity incorporated in foreign country under the respective laws for appointment of their Statutory Auditor and for conduct of supplementary audit. Accordingly, Comptroller and Auditor General of India has neither appointed the Statutory Auditors nor conducted the supplementary audit of these companies. This supplementary audit has been carried out independently without access to the working papers of the statutory auditors and is limited primarily to inquiries of the statutory auditors and company personnel and a selective examination of some of the accounting records.

Based on my supplementary audit, nothing significant has come to my knowledge which would give rise to comment upon or supplement to statutory auditors' report under section 143(6)(b) of the Act.

For and on behalf of the
Comptroller & Auditor General of India

Vishal Chawre
Principal Director of Audit (Oil & Gas), Mumbai

Place: Mumbai
Date: 6th August, 2026

NOTICE OF THE 61ST ANNUAL GENERAL MEETING

NOTICE is hereby given that the 61st Annual General Meeting of the Members of Engineers India Limited will be held on **Friday, 18th September, 2026 at 11.00 A.M.** (IST) through Video Conferencing / Other Audio-Visual Means ("VC/OAVM") to transact the following business:

ORDINARY BUSINESS

1. To receive, consider and adopt the Audited Standalone and Consolidated Financial Statements of the Company for the financial year ended on 31.03.2026, together with the Directors' Report and the Auditors' Report thereon and Comments of the Comptroller and Auditor General of India and to pass the following resolution as an **Ordinary Resolution:**

   "RESOLVED THAT the Audited Standalone and Consolidated Financial Statements of the Company for the financial year ended on 31.03.2026, together with the Directors' Report and the Auditors' Report thereon and Comments of the Comptroller and Auditor General of India be and are hereby received, considered and adopted."

2. To declare final dividend for the financial year ended 31.03.2026 and to pass the following resolution as an **Ordinary Resolution:**

   "RESOLVED THAT approval of the members be and is hereby accorded for payment of final dividend of ₹ 2.50/- per share (on face value of ₹ 5/- each) on equity share capital of the Company amounting to ₹ 14051.059 lakhs for the financial year ended 31.03.2026 as recommended by the Board in addition to the payment of total ₹ 2.50/- per share (1st interim dividend & 2nd interim dividend) as already declared by the Board and paid accordingly."

3. To appoint a Director in place of Shri Rajiv Agarwal (DIN: 09748894), who retires by rotation and being eligible, offers himself for re-appointment and to pass the following resolution as an **Ordinary Resolution:**

   "RESOLVED THAT Shri Rajiv Agarwal (DIN: 09748894), who retires by rotation and being eligible, be and is hereby re-appointed as a Director (Technical) of the Company."

4. To appoint a Director in place of Shri Arun Kumar (DIN: 10627518), who retires by rotation and being eligible, offers himself for re-appointment and to pass the following resolution as an **Ordinary Resolution:**

   "RESOLVED THAT Shri Arun Kumar (DIN: 10627518), who retires by rotation and being eligible, be and is hereby re-appointed as a Director (Government Nominee) of the Company."

5. To authorize Board of Directors of the Company to fix remuneration of Statutory Auditors for the Financial Year 2026-27 and to pass the following resolution as an **Ordinary Resolution:**

   "RESOLVED THAT pursuant to provisions under section 139(5) read with Section 142 of the Companies Act, 2013, approval of the Members be and is hereby accorded, authorizing the Board of Directors of the Company to decide and fix the remuneration, Out of Pocket, Statutory Taxes and other Ancillary Expenses payable to Statutory Auditors of the Company to be appointed by the Comptroller and Auditors General of India, for the Financial Year 2026-27."

SPECIAL BUSINESS

6. To appoint Shri Atul Gupta (DIN: 09704622) as Chairman & Managing Director of the Company and in this regard, to consider and if thought fit, to pass with or without modification(s), the following resolution, as an **Ordinary Resolution:**

   "RESOLVED THAT in accordance with the Section 149, 152, 161 and other applicable provisions, if any, of the Companies Act, 2013 read with Rules made thereunder (including any statutory modification(s) or re-enactment thereof for the time being in force), Regulation 17(1C) and other applicable provisions of the Securities and Exchange Board of India (Listing Obligations and Disclosure Requirements) Regulations, 2015 and the Articles of Association of the Company, Shri Atul Gupta (DIN: 09704622), who was nominated as Chairman & Managing Director by the Government of India vide MoPNG letter No. CA-31018/1/2024-CA-PNG (49120) dated 29.06.2026 and appointed as an Additional Director w.e.f. 29.06.2026 (date of assumption of charge) by the Board of Directors to hold the post of Chairman & Managing Director of the Company upto the date of this Annual General Meeting and in respect of whom the Company has, pursuant to Section 160 of the Companies Act, received a notice from himself in writing proposing his candidature for the office of Director, be and is hereby appointed Chairman & Managing Director of the Company, not liable to retire by rotation, to hold office from the date of his assumption of charge of the post (i.e. 29.06.2026) till the date of his superannuation i.e. 30.09.2029, or until further orders, whichever is earlier, on such terms & conditions, remunerations and tenure as may be determined by the President of India/ Government of India from time to time."

7. To appoint Smt. Kahuli Sema (DIN: 11893225) as Non-official Independent Director of the Company and in this regard, to consider and if thought fit, to pass the following resolution, as a **Special Resolution:**

   "RESOLVED THAT in accordance with the provisions of Section 149, 152, 161 and any other applicable provisions of the Companies Act, 2013 read with Rules

made thereunder (including any statutory modification(s) or re-enactment thereof for the time being in force) and Regulation 25(2A) and other applicable provisions of the Securities and Exchange Board of India (Listing Obligations and Disclosure Requirements) Regulations, 2015 and the Articles of Association of the Company, Smt. Kahuli Sema (DIN: 11893225), who was appointed by the Board of Directors as an Additional Director (Non-official Independent Director) of the Company with effect from 14.08.2026 (date of registration with IICA) in terms of Ministry of Petroleum & Natural Gas, Government of India letter No. CA-31033/1/2026-CA-PNG (55708) dated 12.08.2026, who shall hold office up to this annual general meeting in terms of Section 161(1) of the Companies Act, 2013, who has submitted a declaration that she meets the criteria for independence as provided in Section 149(6) of the Act and Rules framed thereunder and Regulation 16(1)(b) of the SEBI LODR, 2015, as amended and who is eligible for appointment, in respect of whom the Company has received a notice from herself in writing proposing her candidature for the office of Director under Section 160(1) of the Companies Act, 2013 be and is hereby appointed as Non-Official Independent Director of the Company, not liable to retire by rotation, to hold office till 11.08.2029 or until further orders as per the aforesaid letter."

8. To appoint Shri Ashish Kumar Gupta (DIN: 00728633) as Non-official Independent Director of the Company and in this regard, to consider and if thought fit, to pass the following resolution, as a **Special Resolution:**

"RESOLVED THAT in accordance with the provisions of Section 149, 152, 161 and any other applicable provisions of the Companies Act, 2013 read with Rules made thereunder (including any statutory modification(s) or re-enactment thereof for the time being in force) and Regulation 25(2A) and other applicable provisions of the Securities and Exchange Board of India (Listing Obligations and Disclosure Requirements) Regulations, 2015 and the Articles of Association of the Company, Shri Ashish Kumar Gupta (DIN: 00728633), who was appointed by the Board of Directors as an Additional Director (Non-official Independent Director) of the Company with effect from 14.08.2026 (date of registration with IICA) in terms of Ministry of Petroleum & Natural Gas, Government of India letter No. CA-31033/1/2026-CA-PNG (55708) dated 12.08.2026, who shall hold office up to this annual general meeting in terms of Section 161(1) of the Companies Act, 2013, who has submitted a declaration that he meets the criteria for independence as provided in Section 149(6) of the Act and Rules framed thereunder and Regulation 16(1)(b) of the SEBI LODR, 2015, as amended and who is eligible for appointment, in respect of whom the Company has received a notice from himself in writing proposing his candidature for the office of Director under Section 160(1) of the Companies Act, 2013 be and is hereby appointed as Non-Official Independent Director of the Company, not liable to retire by rotation, to hold office till 11.08.2029 or until further orders as per the said letter."

By order of the Board of Directors

Sd/-
(S. K. Padhi)
Company Secretary

Place: New Delhi
Date: 21.08.2026

Registered Office: Engineers India Bhawan 1,
Bhikaji Cama Place,
New Delhi –110066
CIN:L74899DL1965GOI004352
Tel : 011-26762121
Email : company.secretary@eil.co.in
Website: www.engineersindia.com

Notes

1. The Ministry of Corporate Affairs ("MCA") vide its General Circular 03/2025 dated September 22, 2025 and the Circulars issued from time to time by SEBI (hereinafter collectively referred to as "the Circulars"), permitted holding of Annual General Meeting (AGM) through video conferencing ("VC") or other audio-visual means ("OAVM") without physical presence of members at a common venue. Accordingly, the 61st AGM will be held through VC/OAVM only in compliance to aforesaid circulars. The Registered Office of the Company shall be deemed venue for the AGM.

2. In compliance with the Circulars, the Integrated Annual Report for 2025-26, the Notice of the 61st AGM, and instructions for e-voting are being sent through electronic mode to those members whose email addresses are registered with the Company/ depository participant(s) (DP). However, in terms of Regulation 36(1)(c) of the SEBI (Listing Regulations), the Company shall send physical copies of the Annual Report to those members who specifically request the same.

   A letter providing the web-link for accessing the Integrated Annual Report, including the Quick Response Code (QR Code), will be sent to those members who have not registered their email address with the Company.

3. **Pursuant to MCA Circular, the facility to appoint proxy to attend and cast vote for the members is not available for this AGM. However, in pursuance of Section 112 and Section 113 of the Companies Act, 2013, representatives of the members such as the President of India or the Governor of a State or body corporate can attend the AGM through VC/ OAVM and cast their votes through e-voting.**

4. The facility for joining the 61st AGM by Members through VC/OAVM shall be kept open 30 minutes before the time scheduled to start the Meeting and shall remain open till the expiry of 30 minutes after such scheduled time of the Meeting. Members can join the same by following the procedure mentioned in the Notice. The facility of participation at the 61st AGM through VC/OAVM will be made available for 1000 members on first-come-first served basis. This will not include large Shareholders (Shareholders holding 2% or more shareholding), Promoters, Institutional Investors, Directors, Key Managerial Personnel, the Chairpersons of the Audit Committee, Nomination and Remuneration Committee and Stakeholder's Relationship Committee, Auditors etc., who are allowed to attend the AGM without restriction on account of first-come first-served basis.

5. The attendance of the Members attending the AGM through VC/OAVM will be counted for the purpose of reckoning the quorum under Section 103 of the Companies Act, 2013.

6. The Notice and Integrated Annual Report are also available on the website of the company at www.engineersindia.com, website of the Stock Exchanges i.e. BSE Limited and National Stock Exchange Limited at www.bseindia.com and www.nseindia.com respectively. The AGM Notice is also available on the website of CDSL (agency for providing the Remote Voting facility) i.e., www.evotingindia.com.

7. The Explanatory Statement pursuant to Section 102(1) of the Companies Act, 2013 setting out material facts concerning the businesses under Item No.6, 7 & 8 of the Notice, is annexed hereto. Additional information, pursuant to Regulation 36 SEBI (Listing Regulations) and Secretarial Standard on General Meeting in respect of the directors seeking appointment/re-appointment at the AGM, forms of this notice.

8. All documents referred to in the Notice calling the AGM and the Explanatory Statement are available on the website of the Company for inspection by the Members.

9. Regulation 40 of the SEBI Listing Regulations as amended, mandates that transfer, transmission and transposition of securities of listed companies held in physical form shall be effected only in demat mode. Further, SEBI vide its Master Circular dated February 6, 2026 has clarified that listed companies with immediate effect, shall issue the securities only in demat mode while processing investor service requests pertaining to issue of duplicate shares, exchange of shares, endorsement, sub-division/ consolidation of share certificates, etc. It may be noted that any service request can be processed only after the folio in KYC Compliant.

   The Securities holder/claimant are, accordingly, required to submit duly filled-up Form ISR-4, the format of which alongwith the said Master Circular, can be downloaded from the company's website, i.e. www.engineersindia.com. Members holding shares in physical form are, accordingly, requested to consider converting their holding to dematerilised form.

   To Facilitate ease of investing for holder of securities in physical form, in line with SEBI circulars, the Company has opened an additional special window for a period of one (1) year, from 5.2.2026 to 4.2.2027, for lodgement of transfer deeds and dematerialisation of physical securities. This window is applicable to physical securities that were sold or purchased prior to 1.4.2019 or were earlier rejected, returned or left unprocessed due to deficiencies in documentation, procedural requirements, or for any other reason. The securities so transferred shall be mandatorily credited to the transferee only in demat mode and shall be under lock-in for a period of one year from the date of registration of transfer and such securities shall not be

transferred / lien marked/ pledged during the said lock-in period. However, the claimant must have the original security certificate with them and the same should not have been transferred to Investor Education and Protection Fund for any reason.

10. Members are requested to address all correspondence, including dividend related matters, Registrar to the Issue and Share Transfer Agent, M/s Alankit Assignments Limited | 205-208, Anarkali Complex, Jhandewalan Extension | New Delhi - 110055, India (Tel No.91-11-4254 1234 | Fax No.91-11-42541201, Email: rta@alankit.com, Website: www.alankit.com.

11. In case of joint holders, the Member whose name appears as the first holder in the order of names as per the Register of Members of the Company will be entitled to vote at the AGM.

12. Members are requested to note that, dividend, if not encashed for a period of 7 years from the date of transfer to Unpaid Dividend Account of the Company, are liable to be transferred to the Investor Education and Protection Fund ("IEPF"). The shares in respect of such unclaimed dividends are also liable to be transferred to the demat account of the IEPF Authority, if they remain unclaimed for seven consecutive years. In view of this, Members/ Claimants are requested to claim their dividends from the Company, within the stipulated timeline. For details of unpaid/unclaimed dividends, Shareholders may refer our website at www.engineersindia.com. The Members, whose unclaimed dividends/shares have been transferred to IEPF, may claim the same by making an application to the IEPF Authority, in Form No. IEPF-5 available on www.mca.gov.in. The Members/Claimants can file only one consolidated claim in a financial year as per the IEPF Rules.

    Investor Education and Protection Fund ("IEPF"), Ministry of Corporate Affairs initiated a 100 Days Campaign named 'Saksham Niveshak' from July 28, 2025 to November 06, 2025. The Company through its various communication continues to encourage shareholders to claim their unclaimed dividends by updating their KYCs as procedure mentioned in Master Circular dated 06.02.2026.

Dividend Related Information

13. Members may note that the Board, at its meeting held on May 21, 2026 has recommended a final dividend of ₹ 2.50/- per share for the financial year 2025-26. The Record date for the purpose of final dividend is **Thursday, 24th September, 2026** The final dividend once approved by the members at the ensuing AGM will be paid as under:

    i. to all Beneficial Owners in respect of shares held in dematerialized form as per the data as may be made available by the National Securities Depository Limited (NSDL) and the Central Depository Services (India) Limited (CDSL) as on record date i.e., the close of business hours on Thursday, 24th September, 2026.

    ii. to all Members in respect of shares held in physical form after giving effect to valid transmission or transposition requests lodged with the Company/ Registrar to the Issue and Share Transfer Agent as on the close of business hours on Thursday, 24th September, 2026.

14. In accordance with Regulation 12 of SEBI Listing Regulations read with SEBI Master Circular dated February 6, 2026, dividend to security holder shall be paid only through electronic mode including to those who are holding securities in physical form. Such payment shall be made only after the shareholders furnish their PAN, contact details, (postal address with PIN and mobile number), bank account details, specimen signature ("KYC") and choice of Nomination. Further, relevant FAQs published by SEBI on its website can be viewed at the following link https://www.sebi.gov.in/.

15. Members holding shares in dematerlised form are requested to update their KYC and bank details with their respective Depository Participants. Dividend pertaining to earlier financial years, if remaining unpaid, shall be credited directly to the registered bank account of the Members through electronic modes such as NEFT/NACH/RTGS or other approved digital payment systems, upon successful updation of the requisite KYC and bank account details.

    All the members are requested to update their KYC details for seamless transfer of final divided recommended by Board of Directors for shareholders' approval at the 61st AGM and also for future remittance.

Tax Deducted at Source ("TDS") on Dividend

16. Members may note that pursuant to Income Tax Act 2025, dividend is taxable in the hands of shareholders and the Company is required to deduct tax at source from dividend paid to shareholders at the prescribed rates. For prescribed rates of various categories, shareholders are requested to refer to the Income Tax Act.

    Members are requested to complete and/or update their Residential Status, PAN, Category as per the Income Tax Act and email ID with their Depository Participants ('DPs') or with the Registrar and Transfer Agent of the Company in case shares are held in physical form before the Record date, to enable the Company to determine the appropriate TDS / withholding tax rate applicable.

    Higher Tax Deduction shall apply in following cases:

    i. If the PAN is not valid as per the database of the Income tax Portal, it would be considered as invalid

PAN and tax at higher rate u/s 397 shall apply as per the Income-tax Act.

ii. As per Section 262 of the Act every person who has been allotted a PAN and who is eligible to obtain Aadhar shall be required to link the PAN with Aadhar. In case of failure to comply with this, PAN shall be deemed inoperative/invalid and tax shall be deducted at higher rate in accordance with Rule 162(3)(c) of the Income tax rules 2026.

FOR RESIDENT SHAREHOLDERS:

1. Tax shall be deducted u/s 393(1) [Table: Sl. No. 7] of Income Tax Act, 2025 @ 10% in case shareholder PAN is valid.
2. No TDS shall be deducted for Resident Individual shareholders in case dividend paid to resident individual does not exceed ₹ 10,000/- during the FY 2026-27.
3. For list of exempted categories shareholders are requested to refer details at our website.
4. Valid declaration in Form 121 as applicable (in duplicate in the prescribed form) may be submitted by resident shareholders in case tax for the Current Tax Year on Shareholder's estimated total income will be NIL. This shall be submitted along with copy of PAN to avail the benefit of non-deduction of tax at source by email to the RTA.
5. For shareholders submitting valid Lower Deduction certificates u/s 395, rates of tax deduction shall be rates as mentioned in the Lower Deduction Certificate. These shall be submitted by Shareholder to RTA of the Company at rta@alankit.com by Thursday, 24th September, 2026 {till 11:59 P.M. (IST)}.

FOR NON-RESIDENT SHAREHOLDERS:

1. Withholding Tax shall be deducted@ 20% (plus applicable Surcharge and Cess) as per Income Tax Act.
2. However, Non-Resident shareholders [Including Foreign Institutional Investors (FIIs)/Foreign Portfolio Investors (FPIs)], have option to be governed by provisions of Double Taxation Avoidance Agreement (DTAA) read with Multilateral Instrument (MLI) between India and country of Tax residency of shareholders, if they are more beneficial to them. Thus, TDS as per Income Tax Act, 2025 or Tax treaty rates, whichever is beneficial shall be applied provided the Non-residents submits specified documents: Self- attested copy of PAN, if available Tax Residency Certificate (TRC) valid for FY 2026-27 obtained from authorities of the Country of which the shareholder is a Resident, Form 41 duly filled (Filed online at Income Tax Portal for shareholders with Valid PAN) Declaration to the effect that:

   i. Dividend Income is not attributable to any Permanent Establishment (PE) or Fixed Base in India.

   ii. Non-Resident is Eligible to claim benefit of DTAA. Shareholder has no reason to believe that his/her claim for the benefits of the DTAA is impaired in any manner.

   iii. Non-Resident receiving Dividend Income is the beneficial owner of shares.

   iv. Shareholder is and will continue to remain a tax resident of the country of its residence during the financial year 2026-27.

   Please note that Company is not obligated to apply DTAA rates at time of Tax deduction. Application of beneficial Tax Treaty Rate shall depend upon the completeness and review of the documents submitted by the Non-Resident shareholder, to the satisfaction of the Company.

General Points:

- TDS certificates will be shared with the respective shareholders in due course as per due dates under Income Tax Act. Shareholders can also view the credit of TDS in their respective Form 168.
- In case the tax on Dividend is deducted at a higher rate in absence of receipt or satisfactory completeness of the afore-mentioned details / documents by Thursday, 24th September, 2026 {till 11:59 P.M. (IST)}, the shareholder may claim an appropriate refund in the return of income filed with their respective Tax authorities. No claim shall lie against the Company for such taxes deducted.
- In case the shareholder is a mere custodian of the shares and not the beneficial owner of the dividend payable thereof, in order to effect TDS credit to the beneficial owner, shareholder may submit a declaration as per Rule 203(2) of Income Tax Rules by Thursday, 24th September, 2026 {till 11:59 P.M. (IST)}. The declaration shall contain the name, address and PAN, residential status and holding of the person to whom the tax credit is to be given along with reasons for giving credit to such person.

  The applicable rates and documentation requirement for each category of shareholders is available at our website www.engineersindia.com. Members wish to avail no Tax / Lower Tax /DTAA benefit or submit 203(2) declaration etc. are required to submit all specified documents at rta@alankit.com latest by Thursday, 24th September, 2026 {till 11:59 P.M. (IST)}.

  No communication on the tax determination / deduction shall be entertained beyond 11:59 P.M.,Thursday, 24th September, 2026.

All the members are requested to update their KYC details for seamless transfer of final divided recommended by Board of Directors for shareholders' approval at the 61st AGM and also for future remittance.

17. Voting through electronic means/Venue e-voting

i. In compliance with Section 108 of the Companies Act, 2013 read with Rule 20 of the Companies (Management and Administration) Rules, 2014 as amended from time to time and Regulation 44 of the SEBI Listing Regulations, the Company has provided a facility to its members to exercise their votes electronically through the electronic voting (e-voting) facility provided by Central Depository Services (India) Limited (CDSL). Members who have cast their votes by remote e-voting prior to the AGM may participate in the AGM but shall not be entitled to cast their votes again. The manner of voting remotely by members holding shares in dematerialised mode, physical mode and for members who have not registered their email addresses is provided in the "Instructions for e-voting" section as set forth in this Notice.

ii. The Board of Directors has appointed Ms. Parul Jain, Practicing Company Secretary (C.P. No. 13901) of M/s VAP & Associates as the Scrutinizer to scrutinize the remote e-Voting process and casting vote through the e-Voting system during the meeting in a fair and transparent manner.

18. THE INSTRUCTIONS FOR MEMBERS FOR REMOTE E-VOTING AND JOINING GENERAL MEETING ARE AS UNDER: -

i) The remote e-voting period begins on Monday, 14th September, 2026 (IST) and ends on Thursday, 17th September, 2026 (IST). The remote e-voting module shall be disabled by CDSL for voting thereafter. The Members, whose names appear in the Register of Members / Beneficial Owners as on the cut-off date i.e., Friday, 11th September, 2026, may cast their vote electronically. The voting right of shareholders shall be in proportion to their share in the paid-up equity share capital of the Company as on the cut-off date being Friday, 11th September, 2026.

ii) Shareholders who have already voted prior to the meeting date would not be entitled to vote at the meeting venue.

iii) Pursuant to SEBI Circular No. **SEBI/HO/CFD/CMD/CIR/P/2020/242 dated 09.12.2020**, under Regulation 44 of Securities and Exchange Board of India (Listing Obligations and Disclosure Requirements) Regulations, 2015, listed entities are required to provide remote e-voting facility to its shareholders, in respect of all shareholders' resolutions. However, it has been observed that the participation by the public non-institutional shareholders/retail shareholders is at a negligible level.

Currently, there are multiple e-voting service providers (ESPs) providing e-voting facility to listed entities in India. This necessitates registration on various ESPs and maintenance of multiple user IDs and passwords by the shareholders.

In order to increase the efficiency of the voting process, pursuant to a public consultation, it has been decided to enable e-voting to **all the demat account holders, by way of a single login credential, through their demat accounts/ websites of Depositories/ Depository Participants**. Demat account holders would be able to cast their vote without having to register again with the ESPs, thereby, not only facilitating seamless authentication but also enhancing ease and convenience of participating in e-voting process.

Step 1 : Access through Depositories CDSL/NSDL e-Voting system in case of individual shareholders holding shares in demat mode.

iv) In terms of SEBI circular no. **SEBI/HO/CFD/CMD/CIR/P/2020/242 dated December 9, 2020** on e-Voting facility provided by Listed Companies, Individual shareholders holding securities in demat mode are allowed to vote through their demat account maintained with Depositories and Depository Participants. Shareholders are advised to update their mobile number and email Id in their demat accounts in order to access e-Voting facility.

Pursuant to abovesaid SEBI Circular, Login method for e-Voting and joining virtual meetings **for Individual shareholders holding securities in Demat mode CDSL/NSDL** is given below:

Type of shareholders	Login Method
Individual Shareholders holding securities in Demat mode with **CDSL Depository**	1) Users who have opted for CDSL Easi / Easiest facility, can login through their existing user id and password. Option will be made available to reach e-Voting page without any further authentication. The users to login to Easi / Easiest are requested to visit cdsl website www.cdslindia.com and click on login icon & My Easi New (Token) Tab.

Type of shareholders	Login Method
	2) After successful login the Easi / Easiest user will be able to see the e-Voting option for eligible companies where the evoting is in progress as per the information provided by company. On clicking the evoting option, the user will be able to see e-Voting page of the e-Voting service provider for casting your vote during the remote e-Voting period or joining virtual meeting & voting during the meeting. Additionally, there is also links provided to access the system of all e-Voting Service Providers, so that the user can visit the e-Voting service providers' website directly. 3) If the user is not registered for Easi/Easiest, option to register is available at cdsl website www.cdslindia.com and click on login & My Easi New (Token) Tab and then click on registration option. 4) Alternatively, the user can directly access e-Voting page by providing Demat Account Number and PAN No. from a e-Voting link available on www.cdslindia.com home page. The system will authenticate the user by sending OTP on registered Mobile & Email as recorded in the Demat Account. After successful authentication, user will be able to see the e-Voting option where the evoting is in progress and also able to directly access the system of all e-Voting Service Providers.
Individual Shareholders holding securities in demat mode with **NSDL Depository**	1) If you are already registered for NSDL IDeAS facility, please visit the e-Services website of NSDL. Open web browser by typing the following URL: https://eservices.nsdl.com either on a Personal Computer or on a mobile. Once the home page of e-Services is launched, click on the "Beneficial Owner" icon under "Login" which is available under 'IDeAS' section. A new screen will open. You will have to enter your User ID and Password. After successful authentication, you will be able to see e-Voting services. Click on "Access to e-Voting" under e-Voting services and you will be able to see e-Voting page. Click on company name or e-Voting service provider name and you will be re-directed to e-Voting service provider website for casting your vote during the remote e-Voting period or joining virtual meeting & voting during the meeting. 2) If the user is not registered for IDeAS e-Services, option to register is available at https://eservices.nsdl.com. Select "Register Online for IDeAS "Portal or click at https://eservices.nsdl.com/SecureWeb/IdeasDirectReg.jsp 3) Visit the e-Voting website of NSDL. Open web browser by typing the following URL: https://www.evoting.nsdl.com/ either on a Personal Computer or on a mobile. Once the home page of e-Voting system is launched, click on the icon "Login" which is available under 'Shareholder/Member' section. A new screen will open. You will have to enter your User ID (i.e. your sixteen digit demat account number hold with NSDL), Password/OTP and a Verification Code as shown on the screen. After successful authentication, you will be redirected to NSDL Depository site wherein you can see e-Voting page. Click on company name or e-Voting service provider name and you will be redirected to e-Voting service provider website for casting your vote during the remote e-Voting period or joining virtual meeting & voting during the meeting 4) For OTP based login you can click on https://eservices.nsdl.com/SecureWeb/evoting/evotinglogin.jsp. You will have to enter your 8-digit DP ID,8-digit Client Id, PAN No., Verification code and generate OTP. Enter the OTP received on registered email id/mobile number and click on login. After successful authentication, you will be redirected to NSDL Depository site wherein you can see e-Voting page. Click on **company name or e-Voting service provider name** and you will be re-directed to **e-Voting service provider website** for casting your vote during the remote e-Voting period or joining virtual meeting & voting during the meeting.
Individual Shareholders (holding securities in demat mode) login through their **Depository Participants (DP)**	You can also login using the login credentials of your demat account through your Depository Participant registered with NSDL/CDSL for e-Voting facility. After Successful login, you will be able to see e-Voting option. Once you click on e-Voting option, you will be redirected to NSDL/CDSL Depository site after successful authentication, wherein you can see e-Voting feature. Click on company name or e-Voting service provider name and you will be redirected to e-Voting service provider website for casting your vote during the remote e-Voting period or joining virtual meeting & voting during the meeting.

Important note: Members who are unable to retrieve User ID/ Password are advised to use Forget User ID and Forget Password option available at abovementioned website.

Helpdesk for Individual Shareholders holding securities in demat mode for any technical issues related to login through Depository i.e. CDSL and NSDL

Login type	Helpdesk details
Individual Shareholders holding securities in Demat mode with CDSL	Members facing any technical issue in login can contact CDSL helpdesk by sending a request at helpdesk.evoting@cdslindia.com or contact at toll free no. 1800 21 09911
Individual Shareholders holding securities in Demat mode with NSDL	Members facing any technical issue in login can contact NSDL helpdesk by sending a request at evoting@nsdl.com or call at : 022 - 4886 7000 and 022 - 2499 7000

Step 2: Access through CDSL e-Voting system in case of shareholders holding shares in physical mode and non-individual shareholders in demat mode.

v) Login method for e-Voting and joining virtual meetings for **Physical shareholders and shareholders other than individual holding in Demat form**.

1) The shareholders should log on to the e-voting website www.evotingindia.com.

2) Click on "Shareholders" module.

3) Now enter your User ID

   a. For CDSL: 16 digits beneficiary ID,

   b. For NSDL: 8 Character DP ID followed by 8 Digits Client ID,

   c. Shareholders holding shares in Physical Form should enter Folio Number registered with the Company.

4) Next enter the Image Verification as displayed and Click on Login.

5) If you are holding shares in demat form and had logged on to www.evotingindia.com and voted on an earlier e-voting of any company, then your existing password is to be used.

6) If you are a first-time user follow the steps given below:

	For Physical shareholders and other than individual shareholders holding shares in Demat.
PAN	Enter your 10 digit alpha-numeric *PAN issued by Income Tax Department (Applicable for both demat shareholders as well as physical shareholders) • Shareholders who have not updated their PAN with the Company/Depository Participant are requested to use the sequence number sent by Company/RTA or contact Company/RTA.
Dividend Bank Details **OR** Date of Birth (DOB)	Enter the Dividend Bank Details or Date of Birth (in dd/mm/yyyy format) as recorded in your demat account or in the company records in order to login. • If both the details are not recorded with the depository or company, please enter the member id / folio number in the Dividend Bank details field.

vi) After entering these details appropriately, click on "SUBMIT" tab.

vii) Shareholders holding shares in physical form will then directly reach the Company selection screen. However, shareholders holding shares in demat form will now reach 'Password Creation' menu wherein they are required to mandatorily enter their login password in the new password field. Kindly note that this password is to be also used by the demat holders for voting for resolutions of any other company on which they are eligible to vote, provided that company opts for e-voting through CDSL platform. It is strongly recommended not to share your password with any other person and take utmost care to keep your password confidential.

viii) For shareholders holding shares in physical form, the details can be used only for e-voting on the resolutions contained in this Notice.

ix) Click on the EVSN for the relevant <Company Name> on which you choose to vote.

x) On the voting page, you will see "RESOLUTION DESCRIPTION" and against the same the option "YES/NO" for voting. Select the option YES or NO as desired. The option YES implies that you assent to the Resolution and option NO implies that you dissent to the Resolution.

xi) Click on the "RESOLUTIONS FILE LINK" if you wish to view the entire Resolution details.

xii) After selecting the resolution, you have decided to vote on, click on "SUBMIT". A confirmation box will be displayed. If you wish to confirm your vote, click on "OK", else to change your vote, click on "CANCEL" and accordingly modify your vote.

xiii) Once you "CONFIRM" your vote on the resolution, you will not be allowed to modify your vote.

xiv) You can also take a print of the votes cast by clicking on "Click here to print" option on the Voting page.

xv) If a demat account holder has forgotten the login password then Enter the User ID and the image verification code and click on Forgot Password & enter the details as prompted by the system.

Xvi) There is also an optional provision to upload BR/ POA if any uploaded, which will be made available to scrutinizer for verification.

xvii) Additional Facility for Non-Individual Shareholders and Custodians –For Remote Voting only.

- Non-Individual shareholders (i.e. other than Individuals, HUF, NRI etc.) and Custodians are required to log on to www.evotingindia.com and register themselves in the "Corporates" module.
- A scanned copy of the Registration Form bearing the stamp and sign of the entity should be emailed to helpdesk.evoting@cdslindia.com.
- After receiving the login details a Compliance User should be created using the admin login and password. The Compliance User would be able to link the account(s) for which they wish to vote on.
- The list of accounts linked in the login will be mapped automatically & can be delink in case of any wrong mapping.
- It is Mandatory that, a scanned copy of the Board Resolution and Power of Attorney (POA) which they have issued in favour of the Custodian, if any, should be uploaded in PDF format in the system for the scrutinizer to verify the same.
- Alternatively Non Individual shareholders are required mandatory to send the relevant Board Resolution/ Authority letter etc. together with attested specimen signature of the duly authorized signatory who are authorized to vote, to the Scrutinizer by email vapassociatespcs@gmail.com (designated email address by company), if they have voted from individual tab & not uploaded same in the CDSL e-voting system for the scrutinizer to verify the same.

INSTRUCTIONS FOR SHAREHOLDERS ATTENDING THE AGM THROUGH VC/OAVM & E-VOTING DURING MEETING ARE AS UNDER:

1. The procedure for attending meeting & e-Voting on the day of the AGM is same as the instructions mentioned above for e-voting.
2. The link for VC/OAVM to attend meeting will be available where the EVSN of Company will be displayed after successful login as per the instructions mentioned above for e-voting.
3. Shareholders who have voted through Remote e-Voting will be eligible to attend the meeting. However, they will not be eligible to vote at the AGM.
4. Shareholders are encouraged to join the Meeting through Laptops / IPads for better experience.
5. Further shareholders will be required to allow Camera and use Internet with a good speed to avoid any disturbance during the meeting.
6. Please note that Participants Connecting from Mobile Devices or Tablets or through Laptop connecting via Mobile Hotspot may experience Audio/Video loss due to Fluctuation in their respective network. It is therefore recommended to use Stable Wi-Fi or LAN Connection to mitigate any kind of aforesaid glitches.

7. Shareholders who would like to express their views/ask questions during the meeting may register themselves as a speaker by sending their request in advance at least **7 days prior to meeting** mentioning their name, demat account number/folio number, email id, mobile number at company.secretary@eil.co.in The shareholders who do not wish to speak during the AGM but have queries may send their queries in advance **7 days prior to meeting** mentioning their name, demat account number/folio number, email id, mobile number at company.secretary@eil.co.in. These queries will be replied to by the company suitably during the meeting, if time permits.

8. Those shareholders who have registered themselves as a speaker will only be allowed to express their views/ask questions during the meeting.

9. Only those shareholders, who are present in the AGM through VC/OAVM facility and have not casted their vote on the Resolutions through remote e-Voting and are otherwise not barred from doing so, shall be eligible to vote through e-Voting system available during the AGM.

10. If any Votes are cast by the shareholders through the e-voting available during the AGM and if the same shareholders have not participated in the meeting through VC/OAVM facility, then the votes cast by such shareholders may be considered invalid as the facility of e-voting during the meeting is available only to the shareholders attending the meeting.

PROCESS FOR THOSE SHAREHOLDERS WHOSE EMAIL/MOBILE NO. ARE NOT REGISTERED WITH THE COMPANY/DEPOSITORIES.

1. For Physical shareholders- please provide necessary details like Folio No., Name of shareholder, scanned copy of the share certificate (front and back), PAN (self attested scanned copy of PAN card), AADHAR (self attested scanned copy of Aadhar Card) by email to **Company/RTA email id**.

2. For Demat shareholders -, Please update your email id & mobile no. with your respective **Depository Participant (DP)**

3. **For Individual Demat shareholders – Please update your email id & mobile no. with your respective Depository Participant (DP) which is mandatory while e-Voting & joining virtual meetings through Depository.**

   If you have any queries or issues regarding attending AGM & e-Voting from the CDSL e-Voting System, you can write an email to helpdesk.evoting@cdslindia.com or contact at toll free no. 1800 21 09911

   All grievances connected with the facility for voting by electronic means may be addressed to Mr. Rakesh Dalvi, AVP, (CDSL,) Central Depository Services (India) Limited, A Wing, 25th Floor, Marathon Futurex, Mafatlal Mill Compounds, N M Joshi Marg, Lower Parel (East), Mumbai - 400013 or send an email to helpdesk.evoting@cdslindia.com or call toll free no. 1800 21 09911.

Other Instructions

i. The voting rights of Members shall be in proportion to their shares in the paid-up equity share capital of the Company as on the cut-off date.

ii. Any person, who acquires shares of the Company and becomes a Member of the Company after sending of the Notice and holding shares as on the cut-off date i.e. Friday, 11th September, 2026 can also request for the soft/hard copy of Annual Report/Notice by sending a request at rta@alankit.com. For obtaining user id and password, members are requested to follow the instructions given above.

iii. The Chairman & Managing Director shall, at the 61st AGM, at the end of discussion on the resolutions on which voting is to be held, allow venue e-voting with the assistance of Scrutinizer, for all those members who have attended 61st AGM through VC/OAVM and have not casted their votes by availing the remote e-voting facility.

iv. The Scrutinizer shall, immediately after the conclusion of voting at the AGM, unblock the votes cast through remote e-voting and venue e-voting in the presence of at least two witnesses not in the employment of the Company and make, not later than two working days of the conclusion of the AGM, a consolidated Scrutinizer's Report of the total votes cast in favour or against, if any, to the Chairman & Managing Director or a person authorized by him/her in writing, who shall countersign the same and declare the result of the voting forthwith.

v. The Results declared along with the Report of the Scrutinizer shall be placed on the website of the Company at www.engineersindia.com and on the website of CDSL (agency for providing e-voting platform) at www.evotingindia.com immediately. The results shall be forwarded to BSE Limited and National Stock Exchange of India Limited, where the shares of the Company are listed within statutory period. The results shall also be displayed on the Notice Board of the Registered Office of the Company.

vi. The Resolutions, if passed by the requisite majority, shall be deemed to have been passed on the date of the 61st AGM Annual General Meeting i.e., Friday, 18th September, 2026.

EXPLANATORY STATEMENT

As required under Section 102 of the Companies Act, 2013 ("Act"), the following explanatory statement sets out all material facts relating to special businesses mentioned under Item Nos. 8 of the accompanying Notice:

Item no. 6

Shri Atul Gupta (DIN: 09704622) was appointed as an Additional Director designated as Chairman & Managing Director w.e.f. 29.06.2026 (date of assumption of charge) in terms of Ministry of Petroleum & Natural Gas, Government of India letter No. CA-31018/1/2024-CA-PNG (49120) dated 29.06.2026, from the date of his assumption of charge of the post (i.e. 29.06.2026) till the date of his superannuation i.e. 30.09.2029, or until further orders, whichever is earlier.

Pursuant to the provisions under Section 161 of the Companies Act, 2013, he holds office up to the ensuing Annual General Meeting of the Company.

The Company has received a notice in writing from himself pursuant to the provisions of Section 160 of the Companies Act, 2013, signifying his intention as candidate for the office of Director. Shri Atul Gupta, if appointed, will be not be liable to retire by rotation under Section 152 of the Companies Act, 2013 and in terms of provisions under the Articles of Association of the Company, on such terms and conditions, remunerations, tenure as may be determined by the Government of India from time to time. Brief resume containing, inter- alia, the statutory disclosures have been given in the Annexure to the Notice of 61st AGM.

Except Shri Atul Gupta, none of the Directors, Key Managerial Personnel and their relatives, is interested or concerned financially or otherwise in the resolution.

The Board of Directors considers that in view of the background and experience, it would be in the interest of the Company to appoint Shri Atul Gupta as Chairman & Managing Director of the Company. The Board recommends the resolution for your approval.

Item no. 7

Smt. Kahuli Sema (DIN: 11893225) was appointed as an Additional Director (Non-official Independent Director) with effect from 14.08.2026 (date of allotment of DIN & registration with IICA) in terms of Ministry of Petroleum & Natural Gas, Government of India letter No. CA-31033/1/2026-CA-PNG (55708) dated 12.08.2026. The tenure of Smt. Kahuli Sema as per said Government of India letter is till 11.08.2029 or until further orders of the Government, whichever is earlier. In terms of Section 161 of the Companies Act, 2013, Smt. Kahuli Sema shall hold office up to next Annual General Meeting of the Company. The Company has received a notice in writing from herself pursuant to the provisions of Section 160 of the Companies Act, 2013 signifying her intention as candidate for the office of Director. Smt. Kahuli Sema, if appointed, will not be liable to retire by rotation.

The Company has received a declaration from her to the effect that she meets the criteria of independence as provided in Section 149(6) of the Act and Rules framed thereunder and Regulation 16(1)(b) of the SEBI (Listing Obligations and Disclosure Requirements) Regulations, 2015. In the opinion of the Board, she fulfils the condition for appointment as an Independent Director as specified in the Act and the SEBI LODR, 2015. Being the Non-official Independent Director, Smt. Kahuli Sema is entitled to receive the sitting fees for attending each meeting of the Board of Directors and committee(s) thereof, along with expenses incidental thereto. Brief resume containing, inter-alia, the statutory disclosures have been given in the Annexure to the Notice.

The Board considers that given skills, expertise and experience possessed by Smt. Kahuli Sema, it would be beneficial to the Company to avail her services as a Non-Official Independent Director. Accordingly, the Board recommends the Special Resolution as set out in the accompanying Notice in relation to appointment of Smt. Kahuli Sema as a Non-Official Independent Director, for a period commencing from 14.08.2026 upto 11.08.2029 or until further order, whichever is earlier, as per said letter for approval of the Members.

Except Smt. Kahuli Sema, none of the Directors or Key Managerial Personnel or their relatives, is concerned or interested, financially or otherwise, in the Resolution set out in the Notice.

Item no. 8

Shri Ashish Kumar Gupta (DIN: 00728633) was appointed as an Additional Director (Non-official Independent Director) with effect from 14.08.2026 (date of registration with IICA) in terms of Ministry of Petroleum & Natural Gas, Government of India letter No. CA-31033/1/2026-CA-PNG (55708) dated 12.08.2026. The tenure of Shri Ashish Kumar Gupta as per said Government of India letter is till 11.08.2029 or until further orders of the Government, whichever is earlier. In terms of Section 161 of the Companies Act, 2013, Shri Ashish Kumar Gupta shall hold office up to next Annual General Meeting of the Company. The Company has received a notice in writing from himself pursuant to the provisions of Section 160 of the Companies Act, 2013 signifying his intention as candidate for the office of Director. Shri Ashish Kumar Gupta, if appointed, will not be liable to retire by rotation.

The Company has received a declaration from him to the effect that he meets the criteria of independence as provided in Section 149(6) of the Act and Rules framed thereunder and Regulation 16(1)(b) of the SEBI (Listing Obligations and Disclosure Requirements) Regulations, 2015. In the opinion of the Board, he fulfils the condition for appointment as an Independent Director as specified in the Act and the SEBI LODR, 2015. Being the Non-official Independent Director, Shri Ashish Kumar Gupta is entitled to receive the sitting fees for attending each meeting of the Board of Directors and committee(s) thereof, along with expenses incidental thereto. Brief resume containing, inter-alia, the statutory disclosures have been given in the Annexure to the Notice.

The Board considers that given skills, expertise and experience possessed by Shri Ashish Kumar Gupta, it would be beneficial to the Company to avail his services as a Non-Official Independent Director. Accordingly, the Board recommends the Special Resolution as set out in the accompanying Notice in relation to appointment of Shri Ashish Kumar Gupta as a Non-Official Independent Director, for a period commencing from 14.08.2026 upto 11.08.2029 or until further order, whichever is earlier as per said letter for approval of the Members.

Except Shri Ashish Kumar Gupta, none of the Directors or Key Managerial Personnel or their relatives, is concerned or interested, financially or otherwise, in the Resolution set out in the Notice.

By order of the Board of Directors

Sd/-
(S. K. Padhi)
Company Secretary

Place: New Delhi
Date: 21.08.2026

Registered Office: Engineers India Bhawan 1,
Bhikaji Cama Place,
New Delhi –110066
CIN:L74899DL1965GOI004352
Tel : 011-26762121
Email : company.secretary@eil.co.in
Website: www.engineersindia.com

ANNEXURE TO THE NOTICE

DETAILS OF DIRECTORS RETIRING BY ROTATION/SEEKING APPOINTMENT AT THE 61ST ANNUAL GENERAL MEETING

[Pursuant to SEBI (Listing Obligations and Disclosure Requirements) Regulations 2015 and Secretarial Standard – 2 on General Meetings

Item No. 3, 4, 6, 7 & 8

Name	Shri Arun Kumar	Shri Rajiv Agarwal	Shri Atul Gupta	Smt. Kahuli Sema	Shri Ashish Kumar Gupta
Date of Birth/ Age	15.05.1969/ 57 years	27.03.1967/ 59 years	01.10.1969/ 57 years	24.12.1965/ 61 years	28.08.1971/ 55 years
Date of appointment	14.05.2024	26.09.2022	29.06.2026	14.08.2026	14.08.2026
Qualification	B.Sc (Hons.), Bihar University, Muzaffarpur	B.E. (Chemical Engineering), IIT Roorkee	B. Tech. in Mechanical Engineering	B.E. (Civil), Govt. Engineering College, Ujjain	B.Tech. in Civil Engineering, NIT Warangal Master of Planning (M.Plan.) in Urban Planning, School of Planning and Architecture, New Delhi
Shareholding in EIL (Self and as a beneficial owner)	NIL	2800 equity shares	1300 equity shares	Nil	Nil
Brief Resume & Experience in specific Functional Areas	He is a Government Nominee Director of our Company. Presently, working as Director (Marketing), Ministry of Petroleum and Natural Gas. He has worked in various capacities in Ministry of Home Affairs, Erstwhile Planning Commission, Ministry of Education, Ministry of Labour & Employment, Ministry of Steel, Ministry of Mines, Ministry of Rural Development and Ministry of Agriculture and Farmers Welfare.	Shri Rajiv Agarwal is Director (Technical) of the Company. He is a Chemical Engineer from the Indian Institute of Technology, Roorkee (Formerly known as University of Roorkee). He has more than 35 years of experience in Process Design & Engineering of Refineries/ Petrochemicals, Fertilisers & Gas Processing Complexes, Offshore facilities & Coal /Coke gasification plants. He is responsible for functioning of Technology Divisions including R&D, Engineering Divisions & Equipment Divisions under his portfolio. He is leading the new initiatives in the company to take on the challenges because of net zero targets of the nation set by Government of India. Under his leadership, EIL is taking up several projects in Green Hydrogen / Green Ammonia / Sustainable ATF / biofuels & Carbon Capture / Solar CSP & Wind Energy/Nuclear Energy. He is also Part time Chairman on the Board of of Ramagundam Fertilisers & Chemicals Ltd (RFCL), a Joint Venture company of EIL & NFL as major partners.	He is a strategic leader with over three decades of experience, Shri Atul Gupta has played a pivotal role in driving excellence across complex, large-scale projects in both domestic and international markets. Since August 2022, he has been leading the Company's Commercial Directorate, steering key functions such as Business Development and Supply Chain Management with a strong focus on growth, operational excellence, transparency, efficiency, and value creation.	Entered Govt. Service as SDO PWD Nagaland on 1988. Promoted to Executive Engineer - Superintending Engineer - Additional Chief Engineer - Chief Engineer (Roads & Bridges) - Engineer in Chief Nagaland PWD (HOD) Retired in 2023.	He has over 31 years of professional experience in infrastructure, urban planning, real estate, development and management. He is presently engaged in real estate development and seed processing. From December 2018 to December 2021, he served as an Independent Director on the Board of PEC Limited under the Ministry of Commerce & Industry, Government of India.

Name	Shri Arun Kumar	Shri Rajiv Agarwal	Shri Atul Gupta	Smt. Kahuli Sema	Shri Ashish Kumar Gupta
Number of Board Meeting attended (FY 2025-26)	14 (fourteen)	14 (fourteen)	14 (fourteen)	NA	NA
Directorship held in other Public Companies	Nil	1	1	Nil	Nil
Resigned from listed company in past three years	None	None	None	None	None
Chairmanship/ Membership Committees across all public companies* (Including EIL)	None	None	None	None	None
Relationship between Directors / Key Managerial Personnel inter-se	None	None	None	None	None
Terms and Conditions of Appointment	As per the letter issued by the Ministry of Petroleum & Natural Gas, Government of India.				

*Audit & Stakeholders' Relationship Committee

Abbreviations

Abbreviation used	Full form
ACC	Advanced Chemistry Cell
ADC	Assessment and Development Centre
ALKY	Alkylation Unit
Aspen	Advanced System for Process Engineering
ATC	Annual Training Calendar
ATF	Aviation Turbine Fuel
BMS	Building Management System
BPD	Barrels per Day
BPSD	Barrels Per Stream Day
BUTA	Butane Unit
C2TReDS	C2FO-Trade Receivables Discounting System
CBG	Compressed Bio-Gas
CCGT	Combined Cycle Gas Turbine
CCTV	Closed-Circuit Television
CCUS	Carbon Capture, Utilisation and Storage
CDU	Crude Distillation Unit
CERT-IN	Computer Emergency Response Team-India
COT	Crude Oil Terminal
CPP	Captive Power Plant
CPP	Central Public Procurement
CRA	Corporate Risk Assurance
CSP	Concentrated Solar Power
DAS	De-Aromatized Solvents
DCU	Delayed Coker Unit
DE	Detailed Engineering
DeOxo	Deoxygenation
DFR	Detailed Feasibility Report
DMHC	Diesel Hydrotreater / Mild Hydrocracking
DMS	Document Management System
DPR	Detailed Project Report
DTX	Domestic Trade Exchange
DVA	Domestic Value Addition
EBITDA	Earnings before interest, taxes, depreciation, and amortization
ECI	Importer-Exporter Code
EIA	Environmental Impact Assessment
EMP	Environmental Management Plan
EPC	Engineering, Procurement and Construction
EPCM	Engineering, Procurement, and Construction Management
EPS	Electronic Procurement System
ERM	Enterprise Risk Management
ERMS	Electronic Medical Records Software
ESG	Environmental, Social and Governance
ETF	Exchange Traded Fund
EWS	Economically Weaker Section
FEED	Front End Engineering Design
FGSGs	Flue Gas Scrubbing Systems
FZE	Free Zone Establishment
GBPUAT	Govind Ballabh Pant University of Agriculture and Technology
GRI	Global Reporting Initiative
GRIHA	Green Rating for Integrated Habitat Assessment
HALE	Health-Adjusted Life Expectancy
HAZID	Hazard Identification Study

Abbreviation used	Full form
HAZOP	Hazard and Operability Study
HBJ	Hazira Bijaipur Jagdishpur
HGU	Hydrogen Generation Unit
HRSGs	Heat Recovery Steam Generators
HSE	Health, Safety and Environment
HSSC	Hydrocarbon Sector Skill Council
HVAC	Heating, Ventilation, and Air Conditioning
HYSYS	Hyprotech Systems
IIHM	India International Horticulture Market
ISO	International Organization for Standardization
KBB GmbH	Kavernenbau und Betriebsgesellschaft
KHPL	Krishnapatnam Hyderabad Pipeline
KPI	Key Performance Indicators
KRA	Key Responsibility Areas
KTPA	kilotonnes per annum
KWh	kilowatt hour
LED	Light Emitting Diode
LEPC	Licensing Engineering Procurement and construction
LEPCM	Licensing Engineering Procurement and construction Management
LMBU	Lube Modernization and Bottoms Upgradation
LNG	Liquefied Natural Gas
LOPA	Layer of Protection Analysis
LPG	Liquefied Petroleum Gas
LPI	Lead Performance Indicators
LSTK	Lump Sum Turnkey
LTIFR	Lost time injuries
MES	Military Engineer Services
MMTPA	Million Metric Tonnes Per Annum
MPMC	Project Management/managing Project Management Consultancy
MPR	Monthly Progress Report
MS	Motor Spirit
MSB	Motor Spirit Block
MSE	Medium and Small enterprise
MSME	Micro, Small and Medium Enterprises
MtCO2	Million metric tons of CO2
NGL	Natural gas liquids
OBE	Open Book Estimate
OEM	Original Equipment Manufacturer
OFS	Offer for Sale
PAUT	Phased Array Ultrasonic Testing
PEM	Project Engineering Management
PLI	Production Linked Incentive
PMC	Project Management Consultancy
PMI-PMP	Project Management Institute-Project Management Professional
PMIS	Prime Minister's Internship Scheme
PMS	Performance Management System
POSH	Prevention of Sexual Harrasment
PPE	Personal Protective Equipment
PPU	Polypropylene Unit
PRM	Project Risk Management
PRMPs	Project Risk Management Plans
PSA	Pressure swing adsorption
RFCC	Residue Fluid Catalytic Cracking
RFCCG	Residue Fluid Catalytic Cracking Gasoline
RMC	Ready-Mix Concrete
ROG	Refinery off gas

Abbreviation used	Full form
RRA	Rapid Risk Assessment
RUF	Residual Upgradation Facility
RWH	Rainwater Harvesting
SaaS	Software as a Service
SAF	Sustainable Aviation Fuel
SAP	Super Adsorbent Polymer
SDGs	Sustainable Development Goals
SIL	Safety Integrity Level
SOAR	Security Orchestration, Automation, and Response
SPV	Special Purpose Vehicle
SRU	Sulfur Recovery Unit
STP	Sewage Treatment Plant
SWOT	Strengths, Weaknesses, Opportunities, and Threats
TBO	Time Between Overhauls
T-BOSIET	Tropical Basic Offshore Safety Induction and Emergency Training
TIA	Time Impact Analysis
TOFD	Time of Flight Diffraction
TPA	Tonnes Per Annum
TPI	Third Party Inspection
TPD	Tonnes Per Day

Notes

EIL OFFICES

REGISTERED & HEAD OFFICE

Engineers India Bhawan, 1, Bhikaiji Cama Place,
New Delhi-110 066
CIN: L74899DL1965GOI004352
Tel No. 011-26762011/2012
E-mail: eilmbd@eil.co.in
Website: www.engineersindia.com

EIL Office Complex, Sector 16 (NH8), Gurugram-122001,
Haryana, Tel No. 0124-2891200

BRANCH OFFICE

El Bhawan, Plot No.85, Sector-11 Kharghar-410210,
Navi Mumbai, Maharashtra
Tel No. 022-27740051, 27524801

REGIONAL OFFICES

Chatterjee Intemational Centre (16 Floor)
33A, Jawaharlal Nehru Road, Kolkata - 700071
Tel No. 033-2202-1780

4th & 5th Floor, Meghdhanush Complex,
Race Course Road Near Transpek Circle,
Vadodara - 390 015
Tel No. 0265-2340326, 2340368

Plot No. F9, SIPCOT IT Park, 1st Main Road, Siruseri,
Chennai - 603 103
Tel No. 044-27469401/402

OVERSEAS OFFICES

17th Floor, Business Avenue Tower, Salam Street, P.O.Box
126592, Abu Dhabi, U.A.E,
E-mail: cooeilad@eiluae.ae

487 Great West Road, Hounslow, Middlesex UK TW50BS,
E-mail: eillondon@btconnect.com
Piazza Luigi Di Savoia 28, Apartment Number-109,
20124 Milano, Italy,
Email: eilmilan@eil.co.in

A02, 6th Floor, Road No.568 Tianshan Road, Changning District
Shanghai, China 200335
E-Mail: eilshanghai@eil.co.in

Lot No. 3468, Plantation Providence,
Elaine Ville, East Bank Demerara,
Georgetown, Guyana
E-mail: a.murugesh@eil.co.in

9th Floor, Al-Subeaei Towers, Prince Faisal Street
Al Khobar – 34433
Kingdom of Saudi Arabia
E-Mail: cooeilksa@eil.co.in

Follow us: